



RESOLUTION NO. 6754

A RESOLUTION ACCEPTING THE ABSTRACT OF VOTES REGARDING THE BALLOTS CAST IN THE STATE OF OREGON GENERAL ELECTION HELD TUESDAY, NOVEMBER 6, 2018, REGARDING CANDIDATES FOR CITY OF ALBANY OFFICES

WHEREAS, the Abstract of Votes prepared by Steve Druckenmiller, the duly elected, qualified County Clerk of the County of Linn, State of Oregon; as to the ballots cast in the Linn County election, held Tuesday, November 6, 2018, regarding the duly elected officers of the City of Albany, has been certified; and

WHEREAS, the Abstract of Votes prepared by James Morales, the duly appointed, qualified County Clerk/Records and Elections Department Director of the County of Benton, State of Oregon; as to the ballots cast in the Benton County election, held Tuesday, November 6, 2018, regarding the duly elected officers of the City of Albany, has been certified.

NOW, THEREFORE, BE IT RESOLVED by the Albany City Council that the same is hereby accepted.

TOTAL CERTIFIED

Mayor: Two-year term beginning January 1, 2019, and ending December 31, 2020.

Mayor	Candidates	Linn County	Benton County	Total	Result
	Sharon Konopa	10,387	3,086	13,473	Elected
	Charley R. Smith	6,169	1,296	7,465	

Councilor: Four-year term beginning January 1, 2019, and ending December 31, 2022.

Councilor	Candidates	Linn County	Benton County	Total	Result
Ward I-A	Dick Olsen	2,475	3,112	5,587	Elected
Ward II-A	Alex Johnson II	2,962	N/A	2,962	Elected
	C. Jeffery Evans	1,214	N/A	1,214	
Ward III-A	Bessie Johnson	3,782	N/A	3,782	Elected
	Jessi Brenneman	2,985	N/A	2,985	

BE IT FURTHER RESOLVED that the City Clerk is hereby directed to issue Certificates of Election to the above elected candidates.

DATED AND EFFECTIVE THIS 5TH DAY OF DECEMBER 2018.

ATTEST:



Mary A Dibble

City Clerk

[Signature]

Mayor

**FINAL & OFFICIAL
WRITE-IN TALLY
GENERAL ELECTION
NOVEMBER 6, 2018
LINN COUNTY, OREGON
PAGE 2**

JUDGE OF THE CIRCUIT COURT, 23RD DISTRICT, POSITION 3

OTHER 215

COUNTY ASSESSOR

OTHER 439

COUNTY CLERK

OTHER 423

COUNTY SHERIFF

OTHER 695

LINN SOIL & WATER CONSERVATION DISTRICT, DIRECTOR, ZONE 1

OTHER 345

LINN SOIL & WATER CONSERVATION DISTRICT DIRECTOR, ZONE 3

OTHER 338

LINN SOIL & WATER CONSERVATION DISTRICT DIRECTOR, AT LARGE 2

OTHER 352

CITY OF ALBANY, MAYOR

OTHER 185

CITY OF ALBANY, COUNCILOR, WARD I-A

OTHER 112

CITY OF ALBANY, COUNCILOR, WARD II-A

OTHER 44

CITY OF ALBANY, COUNCILOR, WARD III-A

OTHER 55


CITY OF BROWNSVILLE, MAYOR

OTHER 70

CITY OF BROWNSVILLE, COUNCIL MEMBERS

OTHER 25

I hereby certify this copy to be a true, full and correct copy of the original now on record in my office.
STEVE DRUCKENMILLER

 November 23, 2018
County Clerk
Deputy

*Positions elected by write-in.

SUMMARY TABLE REPORT
 November 2018 General Election
 November 6, 2018

OFFICIAL SUMMARY RESULTS
 CERTIFIED Election Returns
 Benton County

	City Council City of Adair Village						Mayor - City of Albany						
	VOTE FOR 1						VOTE FOR 1						
	1 of 1 Precincts Reporting						2 of 2 Precincts Reporting						
	Alan W Rowe	Write-In Totals	Total Votes Cast	Overvotes	Undervotes	Contest Total	Sharon Konopa	Charley R Smith	Write-In Totals	Total Votes Cast	Overvotes	Undervotes	Contest Total
01 - Corvallis ONE C4S8H16	0	0	0	0	0	0	0	0	0	0	0	0	0
02 - Corvallis TWO C4S8H16	0	0	0	0	0	0	0	0	0	0	0	0	0
03 - Corvallis THREE C4S8H16	0	0	0	0	0	0	0	0	0	0	0	0	0
04 - Corvallis FOUR C4S8H16	0	0	0	0	0	0	0	0	0	0	0	0	0
05 - Corvallis FIVE C4S8H16	0	0	0	0	0	0	0	0	0	0	0	0	0
06 - Corvallis SIX C4S8H16	0	0	0	0	0	0	0	0	0	0	0	0	0
07 - Corvallis SEVEN C4S8H16	0	0	0	0	0	0	0	0	0	0	0	0	0
08 - Corvallis EIGHT C4S8H16	0	0	0	0	0	0	0	0	0	0	0	0	0
09 - Corvallis NINE C4S8H16	0	0	0	0	0	0	0	0	0	0	0	0	0
10 - Philomath C4S8H16	0	0	0	0	0	0	0	0	0	0	0	0	0
12 - Adair Village C5S12H23	250	5	255	0	138	393	0	0	0	0	0	0	0
13 - Monroe C4S12H23	0	0	0	0	0	0	0	0	0	0	0	0	0
14 - Alsea School C4S12H23	0	0	0	0	0	0	0	0	0	0	0	0	0
15 - Northwest C4S12H23	0	0	0	0	0	0	0	0	0	0	0	0	0
16 - Corvallis Rural C4S8H16	0	0	0	0	0	0	0	0	0	0	0	0	0
17 - North 509J C4S12H23	0	0	0	0	0	0	0	0	0	0	0	0	0

SUMMARY TABLE REPORT
 November 2018 General Election
 November 6, 2018

OFFICIAL SUMMARY RESULTS
 CERTIFIED Election Returns
 Benton County

	City Council City of Adair Village						Mayor - City of Albany						
	VOTE FOR 1						VOTE FOR 1						
	1 of 1 Precincts Reporting						2 of 2 Precincts Reporting						
	Alan W Rowe	Write-In Totals	Total Votes Cast	Overvotes	Undervotes	Contest Total	Sharon Kanopa	Charley R Smith	Write-In Totals	Total Votes Cast	Overvotes	Undervotes	Contest Total
18 - Albany Rural C5S8H15	0	0	0	0	0	0	0	0	0	0	0	0	
19 - South 509J C4S12H23	0	0	0	0	0	0	0	0	0	0	0	0	
20 - Monroe Rural C4S12H23	0	0	0	0	0	0	0	0	0	0	0	0	
21 - Philomath Rural C4S8H16	0	0	0	0	0	0	0	0	0	0	0	0	
22 - Adair Rural C5S12H23	0	0	0	0	0	0	0	0	0	0	0	0	
23 - Highway 20 C4S8H15	0	0	0	0	0	0	0	0	0	0	0	0	
24 - N Albany N C5S8H15	0	0	0	0	0	0	1,773	754	25	2,552	0	389	2,941
25 - N Albany S C5S8H15	0	0	0	0	0	0	1,313	542	21	1,876	0	263	2,139
Totals	250	5	255	0	138	393	3,086	1,296	46	4,428	0	652	5,080



SUMMARY TABLE REPORT
 November 2018 General Election
 November 6, 2018

OFFICIAL SUMMARY RESULTS
 CERTIFIED Election Returns
 Benton County

Councilor, Ward 1-A City of Albany

VOTE FOR 1

2 of 2 Precincts Reporting

	Dick Olsen	Write-In Totals	Total Votes Cast	Overvotes	Undervotes	Contest Total
01 - Corvallis ONE C4S8H16	0	0	0	0	0	0
02 - Corvallis TWO C4S8H16	0	0	0	0	0	0
03 - Corvallis THREE C4S8H16	0	0	0	0	0	0
04 - Corvallis FOUR C4S8H16	0	0	0	0	0	0
05 - Corvallis FIVE C4S8H16	0	0	0	0	0	0
06 - Corvallis SIX C4S8H16	0	0	0	0	0	0
07 - Corvallis SEVEN C4S8H16	0	0	0	0	0	0
08 - Corvallis EIGHT C4S8H16	0	0	0	0	0	0
09 - Corvallis NINE C4S8H16	0	0	0	0	0	0
10 - Philomath C4S8H16	0	0	0	0	0	0
12 - Adair Village C5S12H23	0	0	0	0	0	0
13 - Monroe C4S12H23	0	0	0	0	0	0
14 - Alsea School C4S12H23	0	0	0	0	0	0
15 - Northwest C4S12H23	0	0	0	0	0	0
16 - Corvallis Rural C4S8H16	0	0	0	0	0	0
17 - North 509J C4S12H23	0	0	0	0	0	0



SUMMARY TABLE REPORT
 November 2018 General Election
 November 6, 2018

OFFICIAL SUMMARY RESULTS
 CERTIFIED Election Returns
 Benton County

Councilor, Ward 1-A City of Albany
 VOTE FOR 1
 2 of 2 Precincts Reporting

	Dick Olsen	Write-In Totals	Total Votes Cast	Overvotes	Undervotes	Contest Total
18 - Albany Rural C5S8H15	0	0	0	0	0	0
19 - South 509J C4S12H23	0	0	0	0	0	0
20 - Monroe Rural C4S12H23	0	0	0	0	0	0
21 - Philomath Rural C4S8H16	0	0	0	0	0	0
22 - Adair Rural C5S12H23	0	0	0	0	0	0
23 - Highway 20 C4S8H15	0	0	0	0	0	0
24 - N Albany N C5S8H15	1,804	59	1,863	0	1,078	2,941
25 - N Albany S C5S8H15	1,308	33	1,341	0	798	2,139
Totals	3,112	92	3,204	0	1,876	5,080



SUMMARY TABLE REPORT
 November 2018 General Election
 November 6, 2018

OFFICIAL SUMMARY RESULTS
 CERTIFIED Election Returns
 Benton County

	City Council City of Adair Village						Mayor - City of Albany					
	VOTE FOR 1						VOTE FOR 1					
	1 of 1 Precincts Reporting						2 of 2 Precincts Reporting					
	Alan V. Rowe	Write-In Totals	Total Votes Cast	Overvotes	Undervotes	Contest Total	Sharon Konopa	Charley R. Smith	Write-In Totals	Total Votes Cast	Overvotes	Undervotes
01 - Corvallis ONE C4S8H16	0	0	0	0	0	0	0	0	0	0	0	0
02 - Corvallis TWO C4S8H16	0	0	0	0	0	0	0	0	0	0	0	0
03 - Corvallis THREE C4S8H16	0	0	0	0	0	0	0	0	0	0	0	0
04 - Corvallis FOUR C4S8H16	0	0	0	0	0	0	0	0	0	0	0	0
05 - Corvallis FIVE C4S8H16	0	0	0	0	0	0	0	0	0	0	0	0
06 - Corvallis SIX C4S8H16	0	0	0	0	0	0	0	0	0	0	0	0
07 - Corvallis SEVEN C4S8H16	0	0	0	0	0	0	0	0	0	0	0	0
08 - Corvallis EIGHT C4S8H16	0	0	0	0	0	0	0	0	0	0	0	0
09 - Corvallis NINE C4S8H16	0	0	0	0	0	0	0	0	0	0	0	0
10 - Philomath C4S8H16	0	0	0	0	0	0	0	0	0	0	0	0
12 - Adair Village C5S12H23	250	5	255	0	138	393	0	0	0	0	0	0
13 - Monroe C4S12H23	0	0	0	0	0	0	0	0	0	0	0	0
14 - Alsea School C4S12H23	0	0	0	0	0	0	0	0	0	0	0	0
15 - Northwest C4S12H23	0	0	0	0	0	0	0	0	0	0	0	0
16 - Corvallis Rural C4S8H16	0	0	0	0	0	0	0	0	0	0	0	0
17 - North 509J C4S12H23	0	0	0	0	0	0	0	0	0	0	0	0

SUMMARY TABLE REPORT
 November 2018 General Election
 November 6, 2018

OFFICIAL SUMMARY RESULTS
 CERTIFIED Election Returns
 Benton County

	City Council City of Adair Village						Mayor - City of Albany						
	VOTE FOR 1						VOTE FOR 1						
	1 of 1 Precincts Reporting						2 of 2 Precincts Reporting						
	Alan W Rowe	Write-In Totals	Total Votes Cast	Overvotes	Undervotes	Contest Total	Sharon Konopa	Charley R Smith	Write-In Totals	Total Votes Cast	Overvotes	Undervotes	Contest Total
18 - Albany Rural C5S8H15	0	0	0	0	0	0	0	0	0	0	0	0	0
19 - South 509J C4S12H23	0	0	0	0	0	0	0	0	0	0	0	0	0
20 - Monroe Rural C4S12H23	0	0	0	0	0	0	0	0	0	0	0	0	0
21 - Philomath Rural C4S8H16	0	0	0	0	0	0	0	0	0	0	0	0	0
22 - Adair Rural C5S12H23	0	0	0	0	0	0	0	0	0	0	0	0	0
23 - Highway 20 C4S8H15	0	0	0	0	0	0	0	0	0	0	0	0	0
24 - N Albany N C5S8H15	0	0	0	0	0	0	1,773	754	25	2,552	0	389	2,941
25 - N Albany S C5S8H15	0	0	0	0	0	0	1,313	542	21	1,876	0	263	2,139
Totals	250	5	255	0	138	393	3,086	1,296	46	4,428	0	652	5,080



SUMMARY TABLE REPORT
 November 2018 General Election
 November 6, 2018

OFFICIAL SUMMARY RESULTS
 CERTIFIED Election Returns
 Benton County

Councilor, Ward 1-A City of Albany

VOTE FOR 1

2 of 2 Precincts Reporting

	Dick Olsen	Write-In Totals	Total Votes Cast	Overvotes	Undervotes	Contest Total
01 - Corvallis ONE C4S8H16	0	0	0	0	0	0
02 - Corvallis TWO C4S8H16	0	0	0	0	0	0
03 - Corvallis THREE C4S8H16	0	0	0	0	0	0
04 - Corvallis FOUR C4S8H16	0	0	0	0	0	0
05 - Corvallis FIVE C4S8H16	0	0	0	0	0	0
06 - Corvallis SIX C4S8H16	0	0	0	0	0	0
07 - Corvallis SEVEN C4S8H16	0	0	0	0	0	0
08 - Corvallis EIGHT C4S8H16	0	0	0	0	0	0
09 - Corvallis NINE C4S8H16	0	0	0	0	0	0
10 - Philomath C4S8H16	0	0	0	0	0	0
12 - Adair Village C5S12H23	0	0	0	0	0	0
13 - Monroe C4S12H23	0	0	0	0	0	0
14 - Alsea School C4S12H23	0	0	0	0	0	0
15 - Northwest C4S12H23	0	0	0	0	0	0
16 - Corvallis Rural C4S8H16	0	0	0	0	0	0
17 - North 509J C4S12H23	0	0	0	0	0	0



SUMMARY TABLE REPORT
 November 2018 General Election
 November 6, 2018

OFFICIAL SUMMARY RESULTS
 CERTIFIED Election Returns
 Benton County

Councilor, Ward 1-A City of Albany

VOTE FOR 1

2 of 2 Precincts Reporting

	Dick Olsen	Write-In Totals	Total Votes Cast	Overvotes	Undervotes	Contest Total
18 - Albany Rural C5S8H15	0	0	0	0	0	0
19 - South 509J C4S12H23	0	0	0	0	0	0
20 - Monroe Rural C4S12H23	0	0	0	0	0	0
21 - Philomath Rural C4S8H16	0	0	0	0	0	0
22 - Adair Rural C5S12H23	0	0	0	0	0	0
23 - Highway 20 C4S8H15	0	0	0	0	0	0
24 - N Albany N C5S8H15	1,804	59	1,863	0	1,078	2,941
25 - N Albany S C5S8H15	1,308	33	1,341	0	798	2,139
Totals	3,112	92	3,204	0	1,876	5,080



SUMMARY TABLE REPORT
 November 2018 General Election
 November 6, 2018

OFFICIAL SUMMARY RESULTS
 CERTIFIED Election Returns
 Benton County

STATISTICS

	Registered Voters - Total	Balot's Cast - Total	Voter Turnout - Total
01 - Corvallis ONE C4S8H16	4,179	3,381	80.9%
02 - Corvallis TWO C4S8H16	3,162	2,131	67.39%
03 - Corvallis THREE C4S8H16	4,079	3,125	76.61%
04 - Corvallis FOUR C4S8H16	2,037	1,426	70%
05 - Corvallis FIVE C4S8H16	2,998	2,082	69.45%
06 - Corvallis SIX C4S8H16	3,898	2,890	74.14%
07 - Corvallis SEVEN C4S8H16	4,261	3,582	84.06%
08 - Corvallis EIGHT C4S8H16	4,503	3,773	83.79%
09 - Corvallis NINE C4S8H16	4,001	2,944	73.58%
10 - Philomath C4S8H16	3,305	2,355	71.26%
12 - Adair Village C5S12H23	553	394	71.25%
13 - Monroe C4S12H23	375	227	60.53%
14 - Alsea School C4S12H23	702	503	71.65%
15 - Northwest C4S12H23	2,813	2,177	77.39%
16 - Corvallis Rural C4S8H16	3,209	2,661	82.92%
17 - North 509J C4S12H23	1,543	1,337	86.65%
18 - Albany Rural C5S8H15	1,650	1,321	80.06%
19 - South 509J C4S12H23	1,234	995	80.63%



I HEREBY CERTIFY THE TALLY OF VOTES
 RECORDED, ON THIS ABSTRACT, TO
 CORRECTLY SUMMARIZE THE VOTES CAST
 IN BENTON COUNTY FOR THIS ELECTION.

[Handwritten Signature]

 Benton County Clerk

SUMMARY TABLE REPORT
November 2018 General Election
 November 6, 2018

OFFICIAL SUMMARY RESULTS
CERTIFIED Election Returns
 Benton County

	STATISTICS		
	Registered Voters - Total	Ballots Cast - Total	Vote Turnout - Total
20 - Monroe Rural C4S12H23	1,828	1,338	73.19%
21 - Philomath Rural C4S8H16	410	326	79.51%
22 - Adair Rural C5S12H23	508	422	83.07%
23 - Highway 20 C4S8H15	783	567	72.41%
24 - N Albany N C5S8H15	3,618	2,944	81.37%
25 - N Albany S C5S8H15	2,750	2,142	77.89%
Totals	58,399	45,043	




Office Report
Linn County
General Election November 06, 2018
All Precincts, All Districts, All ScanStations, All Contests, All Boxes
Final and Official

Total Ballots Cast: 55621, Registered Voters: 87362, Overall Turnout: 63.67%
90 precincts reported out of 90 total

Mayor - City of Albany (Vote for 1)

Precinct	Ballots Cast	Reg. Voters	Total Votes	Sharon Konopa		Charley R Smith		Write-in		Over Votes	Under Votes
Precinct 001	563	769	510	379	74.31%	126	24.71%	5	0.98%	0	53
Precinct 003	460	666	411	307	74.70%	96	23.36%	8	1.95%	0	49
Precinct 005	636	1211	561	339	60.43%	214	38.15%	8	1.43%	0	75
Precinct 008	771	1514	659	393	59.64%	253	38.39%	13	1.97%	0	112
Precinct 011	486	749	432	264	61.11%	162	37.50%	6	1.39%	0	54
Precinct 014	630	1172	558	326	58.42%	227	40.68%	5	0.90%	0	72
Precinct 015	255	409	222	132	59.46%	90	40.54%	0	0.00%	0	33
Precinct 016	659	940	586	370	63.14%	209	35.67%	7	1.19%	0	73
Precinct 018	1916	2786	1701	1119	65.78%	577	33.92%	5	0.29%	0	215
Precinct 048	835	1171	730	490	67.12%	232	31.78%	8	1.10%	0	105
Precinct 084	664	1406	580	357	61.55%	213	36.72%	10	1.72%	0	84
Precinct 089	693	961	621	373	60.06%	246	39.61%	2	0.32%	0	72
Precinct 091	867	1734	727	432	59.42%	287	39.48%	8	1.10%	0	140
Precinct 092	1424	2348	1234	773	62.64%	448	36.30%	13	1.05%	1	189
Precinct 093	1499	2439	1315	829	63.04%	467	35.51%	19	1.44%	0	184
Precinct 094	674	1132	598	348	58.19%	244	40.80%	6	1.00%	1	75
Precinct 095	968	1575	843	495	58.72%	338	40.09%	10	1.19%	0	125
Precinct 096	726	1018	648	395	60.96%	245	37.81%	8	1.23%	0	78
Precinct 100	1102	1727	962	582	60.50%	375	38.98%	5	0.52%	0	140
Precinct 102	1097	1653	965	558	57.82%	388	40.21%	19	1.97%	0	132
Precinct 105	544	983	477	289	60.59%	184	38.57%	4	0.84%	0	67
Precinct 106	630	974	558	353	63.26%	202	36.20%	3	0.54%	0	72
Precinct 107	941	1350	843	484	57.41%	346	41.04%	13	1.54%	0	98
Total	19040	1350	16741	10387	62.05%	6169	36.85%	185	1.11%	2	2297

I hereby certify this copy to be a true, full and correct copy of the original now on record in my office.
STEVE DRUCKENMILLER

 County Clerk
November 23, 2018
Deputy

Office Report
Linn County
General Election November 06, 2018
All Precincts, All Districts, All ScanStations, All Contests, All Boxes
Final and Official

Page: 39 of 91
2018-11-23
09:16:43

Total Ballots Cast: 55621, Registered Voters: 87362, Overall Turnout: 63.67%
90 precincts reported out of 90 total

Councilor, Ward I-A (Vote for 1)

Precinct	Ballots Cast	Reg. Voters	Total Votes	Dick Olsen	Write-in	Over Votes	Under Votes
Precinct 001	563	769	359	346 96.38%	13 3.62%	0	204
Precinct 003	460	666	301	290 96.35%	11 3.65%	0	159
Precinct 005	636	1211	377	365 96.82%	12 3.18%	0	259
Precinct 008	771	1514	465	446 95.91%	19 4.09%	0	306
Precinct 011	486	749	293	280 95.56%	13 4.44%	0	193
Precinct 016	659	940	382	364 95.29%	18 4.71%	0	277
Precinct 096	726	1018	410	384 93.66%	26 6.34%	0	316
Total	4301	1018	2587	2475 95.67%	112 4.33%	0	1714

I hereby certify this copy to be a true, full and correct copy of the original now on record in my office.
STEVE DRUCKENMILLER

[Signature]
County Clerk
November 23, 2018
Deputy

Office Report
Linn County
General Election November 06, 2018
All Precincts, All Districts, All ScanStations, All Contests, All Boxes
Final and Official


Page: 40 of 91
2018-11-23
09:16:43

Total Ballots Cast: 55621, Registered Voters: 87362, Overall Turnout: 63.67%
90 precincts reported out of 90 total

Councilor, Ward II-A (Vote for 1)

Precinct	Ballots Cast	Reg. Voters	Total Votes	Alex Johnson II	C Jeffery Evans	Write-in	Over Votes	Under Votes
Precinct 014	630	1172	457	319 69.80%	131 28.67%	7 1.53%	1	172
Precinct 018	1916	2786	1359	1010 74.32%	344 25.31%	5 0.37%	0	557
Precinct 084	664	1406	476	354 74.37%	115 24.16%	7 1.47%	0	188
Precinct 091	867	1734	601	392 65.22%	202 33.61%	7 1.16%	0	266
Precinct 094	674	1132	490	320 65.31%	164 33.47%	6 1.22%	0	184
Precinct 105	544	983	389	251 64.52%	128 32.90%	10 2.57%	0	155
Precinct 106	630	974	448	316 70.54%	130 29.02%	2 0.45%	1	181
Total	5925	974	4220	2962 70.19%	1214 28.77%	44 1.04%	2	1703

I hereby certify this copy to be a true, full and correct copy of the original now on record in my office.
STEVE DRUCKENMILLER

 November 23, 2018
County Clerk
Deputy

Office Report
Linn County
General Election November 06, 2018
All Precincts, All Districts, All ScanStations, All Contests, All Boxes
Final and Official


Page: 41 of 91
2018-11-23
09:16:43

Total Ballots Cast: 55621, Registered Voters: 87362, Overall Turnout: 63.67%
90 precincts reported out of 90 total

Councilor, Ward III-A (Vote for 1)

Precinct	Ballots Cast	Reg. Voters	Total Votes	Bessie Johnson		Jessi Brenneman		Write-in		Over Votes	Under Votes
Precinct 015	255	409	204	119	58.33%	85	41.67%	0	0.00%	0	51
Precinct 048	835	1171	623	331	53.13%	288	46.23%	4	0.64%	1	211
Precinct 089	693	961	533	304	57.04%	227	42.59%	2	0.38%	0	160
Precinct 092	1424	2348	1119	627	56.03%	478	42.72%	14	1.25%	1	304
Precinct 093	1499	2439	1163	645	55.46%	508	43.68%	10	0.86%	0	336
Precinct 095	968	1575	741	401	54.12%	331	44.67%	9	1.21%	0	227
Precinct 100	1102	1727	836	480	57.42%	353	42.22%	3	0.36%	0	266
Precinct 102	1097	1653	857	458	53.44%	388	45.27%	11	1.28%	0	240
Precinct 107	941	1350	746	417	55.90%	327	43.83%	2	0.27%	0	195
Total	8814	1350	6822	3782	55.44%	2985	43.76%	55	0.81%	2	1990

I hereby certify this copy to be a true, full and correct copy of the original now on record in my office.
STEVE DRUCKENMILLER

 County Clerk
November 23, 2018
Deputy