

RESOLUTION NO. 6517

A RESOLUTION ACCEPTING THE ABSTRACT OF VOTES REGARDING THE BALLOTS CAST IN THE ELECTION HELD TUESDAY, MAY 17, 2016, REGARDING MEASURE 22-141, RENEWAL OF THE AMBULANCE, FIRE, AND POLICE LOCAL OPTION TAX.

WHEREAS, the Abstract of Votes prepared by Steve Druckenmiller, the duly elected, qualified County Clerk of the County of Linn, State of Oregon; as to the ballots cast in the Linn County election, held Tuesday, May 17, 2016, regarding the local measure for the City of Albany has been certified; and

WHEREAS, the Abstract of Votes prepared by Jeff Doty, the duly appointed, qualified Manager of Recording and Elections of the County of Benton, State of Oregon; as to the ballots cast in the Benton County election, held Tuesday, May 17, 2016, regarding the local measure for the City of Albany has been certified.

NOW, THEREFORE, BE IT RESOLVED that the same are hereby accepted.

TOTAL CERTIFIED


22-141: Renewal of the Ambulance, Fire, and Police Local Option Tax.

	<u>Linn County</u>	<u>Benton County</u>	<u>Total Votes</u>	
Yes	7,349	1,893	9,242	Passed
No	3,364	993	4,357	

DATED AND EFFECTIVE THIS 8<sup>th</sup> OF JUNE 2016.

  
Mayor

ATTEST:

  
City Clerk

SUMMARY REPORT


Primary Election 2016  
Benton County, OR  
Final Returns  
STATISTICS

Final Certified Results  
Report EL45 Page 001

	VOTES	PERCENT
PRECINCTS COUNTED (OF 24)	24	100.00
REGISTERED VOTERS - TOTAL	52,519	
REGISTERED VOTERS - Democrat	25,614	48.77
REGISTERED VOTERS - Republican	13,687	26.06
REGISTERED VOTERS - Independent	2,474	4.71
REGISTERED VOTERS - Non-affiliated	10,744	
BALLOTS CAST - TOTAL	30,162	
BALLOTS CAST - Democrat	19,739	65.44
BALLOTS CAST - Republican	8,115	26.90
BALLOTS CAST - Independent	726	2.41
BALLOTS CAST - NONPARTISAN	1,582	5.25
BALLOTS CAST - BLANK	61	.20
VOTER TURNOUT - TOTAL		57.43
VOTER TURNOUT - Democrat		77.06
VOTER TURNOUT - Republican		59.29
VOTER TURNOUT - Independent		29.35
VOTER TURNOUT - BLANK		.12



I HEREBY CERTIFY THE TALLY OF VOTES  
RECORDED, ON THIS ABSTRACT, TO  
CORRECTLY SUMMARIZE THE VOTES CAST  
IN BENTON COUNTY FOR THIS ELECTION.

  
Benton County Clerk

SUMMARY REPORT

Primary Election 2016  
 Benton County, OR  
 Final Returns  
 NONPARTISAN

Final Certified Results  
 Report EL45 Page 012

VOTES PERCENT

District Attorney, Benton County			
(VOTE FOR) 1			
John Haroldson.	. . . . .	18,054	98.27
WRITE-IN.	. . . . .	317	1.73
Total	. . . . .	18,371	
Over Votes	. . . . .	0	
Under Votes	. . . . .	11,791	39.09
22-141 City of Albany City of Albany			
(VOTE FOR) 1			
Yes	. . . . .	1,893	65.59
No.	. . . . .	993	34.41
Total	. . . . .	2,886	
Over Votes	. . . . .	0	
Under Votes	. . . . .	263	8.35
2-93 Philomath Fire & Rescue District			
Philomath Fire District			
(VOTE FOR) 1			
Yes	. . . . .	2,065	61.97
No.	. . . . .	1,267	38.03
Total	. . . . .	3,332	
Over Votes	. . . . .	0	
Under Votes	. . . . .	282	7.80



NUMBERED KEY CANVASS

RUN DATE:06/02/16 04:14 PM

PRIMARY ELECTION 2016  
Benton County, Oregon  
CERTIFIED

Official Results

REPORT-BL52

PAGE 0001

22-141 City of Albany City of Albany

(VOTE FOR) 1

01 = Yes

02 = No

VOTES PERCENT

1,893 65.59  
993 34.41

03 = OVER VOTES  
04 = UNDER VOTES

VOTES PERCENT

0  
263


	01	02	03	04
0024 24	1063	554	0	139
0025 25	830	439	0	124



22-141 City of Albany Fire and Police Local Option Tax (Vote for 1)

Precinct	Total Votes	Yes	No	Over Voted Ballots	Under Votes
Precinct 001	356	267 75.00%	89 25.00%	0	26
Precinct 003	311	251 80.71%	60 19.29%	0	10
Precinct 005	319	210 65.83%	109 34.17%	1	25
Precinct 008	410	271 66.10%	139 33.90%	0	39
Precinct 011	262	175 66.79%	87 33.21%	0	16
Precinct 014	320	199 62.19%	121 37.81%	0	24
Precinct 015	124	90 72.58%	34 27.42%	0	8
Precinct 016	354	238 67.23%	116 32.77%	0	22
Precinct 018	1008	689 68.35%	319 31.65%	0	70
Precinct 048	591	487 82.40%	104 17.60%	0	38
Precinct 084	361	247 68.42%	114 31.58%	0	24
Precinct 089	353	252 71.39%	101 28.61%	0	32
Precinct 091	457	296 64.77%	161 35.23%	0	32
Precinct 092	797	564 70.77%	233 29.23%	0	63
Precinct 093	622	518 83.28%	104 16.72%	1	65
Precinct 094	360	244 67.78%	116 32.22%	0	30
Precinct 095	525	346 65.90%	179 34.10%	0	42
Precinct 096	495	321 64.85%	174 35.15%	0	33
Precinct 100	712	535 75.14%	177 24.86%	0	46
Precinct 102	570	368 64.56%	202 35.44%	0	30
Precinct 105	276	175 63.41%	101 36.59%	0	17
Precinct 106	331	208 62.84%	123 37.16%	1	24
Precinct 107	599	398 66.44%	201 33.56%	0	27
<b>Total</b>	<b>10713</b>	<b>7349 68.60%</b>	<b>3364 31.40%</b>	<b>3</b>	<b>743</b>

I hereby certify this copy to be a true,  
full and correct copy of the original now  
on record in my office.  
STEVE DRUCKENMILLER

 JUN 6, 2016  
County Clerk  
Deputy