

**ADOPTED**



# **BN 2023-2025 CITY OF ALBANY BUDGET**

**2023**

**2025**

[cityofalbany.net](http://cityofalbany.net)





# INTRODUCTORY

**INTRODUCTORY**

Budget Committee and City Administrative Staff.....	5
Government Finance Officers Association Distinguished Budget Presentation Award .....	6
Budget Calendar.....	7
City of Albany Budget Process.....	8
Budget Assumptions.....	11
Fund Structure.....	12
Property Taxes, Debt Management, Basis of Budgeting.....	15
A Brief Tour of Albany, Oregon .....	17
City of Albany Mayor and City Council Ward Map .....	20
Citywide Organizational Chart .....	21

**EXECUTIVE SUMMARY**

Budget Message (Updated after budget message is read at first meeting) .....	23
Executive Summary.....	29
Personnel Change Report.....	33
Personnel FTE Report.....	40

**FUND SUMMARIES**

General Fund.....	54
Special Revenue Funds	
Parks & Recreation .....	69
Grants.....	84
Building Inspection .....	146
Risk Management .....	154
Economic Development.....	158
Public Transit.....	167
Public Safety Levy.....	185
Capital Replacement .....	188
Streets.....	218
Debt Service Funds	
Debt Service .....	229
General Obligation Debt Service.....	235
Capital Projects Fund.....	238
Permanent Fund	
Library Trust.....	243
Enterprise Funds	
Sewer.....	247
Water.....	274
Stormwater .....	299
Internal Service Funds	
Central Services.....	307
Public Works Central Services .....	337

**APPENDIX**

Policies

Financial Policy .....	357
Investment Policy .....	362
Risk Management Policy .....	376
Strategic Plan.....	382
Capital Improvement Program, FY 2021-22 through FY 2025-26.....	406
Glossary.....	525
Glossary – Acronyms.....	535



# Introductory

---

## BUDGET COMMITTEE

---

### City Council

Alex Johnson II, Mayor  
Steph Newton, Councilor Ward 1  
Matilda Novak, Councilor Ward 1  
Jackie Montague, Councilor Ward 2  
Ray Kopczynski, Councilor Ward 2  
Ramycia McGhee, Councilor Ward 3  
Marilyn Smith, Councilor Ward 3

### Lay Members

Will Summers, Chair  
Ed Bock  
Jessi Brenneman  
Chris Hanson  
Keith Lohse  
Jerred Taylor  
Terry Virnig

---

## ADMINISTRATIVE STAFF

---

City Manager .....Peter Troedsson  
Community Development Director ..... Matthew Ruetters  
Finance Director.....Jeanna Yeager  
Fire Chief.....Shane Wooton  
Human Resources Director.....Holly Roten  
Information Technology Director.....Sean Park  
Library Director ..... Eric Ikenouye  
Parks & Recreation Director.....Kim Lyddane  
Police Chief..... Marcia Harnden  
Public Works Director..... Chris Bailey



GOVERNMENT FINANCE OFFICERS ASSOCIATION

*Distinguished  
Budget Presentation  
Award*

PRESENTED TO

**City of Albany  
Oregon**

For the Biennium Beginning

**July 01, 2021**

*Christopher P. Morill*

Executive Director



# BUDGET CALENDAR

---

<b>Date</b>	<b>Description</b>
<b>Friday, April 7, 2023</b>	Post Notice of Budget Committee Meetings on website
<b>Tuesday, April 11, 2023</b>	Publish Notice of Budget Committee Meetings
<b>Wednesday, April 12, 2023</b>	Distribute Proposed Budget Document to the Budget Committee
<b>Tuesday, April 18, 2023</b>	Budget Committee Meeting (6:00pm)
<b>Tuesday, April 18, 2023</b>	Public Hearing: State Shared Revenues
<b>Thursday, April 20, 2023</b>	Budget Committee Meeting (6:00pm)
<b>Friday, April 21, 2023</b>	Budget Committee Meeting (6:00pm - if necessary)
<b>Friday, May 12, 2023</b>	Publish Notice of Public Hearing for Approved Budget at council
<b>Wednesday, May 24, 2023</b>	CIP Public Hearing and adoption by City Council
<b>Wednesday, May 24, 2023</b>	Public Hearing of BN 2023-25 Budget
<b>Wednesday, May 24, 2023</b>	Adoption of BN 2023-25 Budget
<b>Friday, July 14, 2023</b>	LB-50 Submission
<b>Friday, July 14, 2023</b>	UR-1 Submission
<b>Friday, September 29, 2023</b>	Budget submission to the counties



---

## CITY OF ALBANY BUDGET PROCESS

---

The objective throughout the budgeting process is to strive to achieve the City's mission statement, which is "Providing quality public services for a better Albany." The City Council and management staff expand upon its mission and lay the groundwork for a detailed budget process. The City of Albany's budget process is driven primarily by four components: 1) revenue forecast, 2) Council's Strategic Plan themes, 3) departmental strategies/actions, and 4) Oregon Local Budget Law.

### Revenue Forecast

Toward the end of the calendar year, a five-year revenue forecast is prepared. This forecast takes into consideration such things as the current and future economic outlook, construction, population growth, and business growth in the City. These factors, as well as operational directives, will result in future demands for City services.

### Council's Strategic Plan Themes

Soon after the revenue forecast has been made, the City Council and Budget Committee meet during a work session to set policy and themes (goals) for the fiscal year beginning July 1. About this same time, the Council will be meeting with City staff to develop its five-year Capital Improvement Program, which will also aid in the development of department strategies.

### Department Strategies/Actions

After Citywide policy and themes have been developed, management and staff will formulate their current and future departmental strategies or actions. While prioritizing these strategies, City staff has to consider many factors, such as current workload or service demands, its revenue forecast, project schedules, current workforce staffing needs, and fixed assets.

### Oregon Local Budget Law

Chapter 294 of the Oregon Revised Statutes (ORS) governs budgeting in Oregon. The objectives are as follows:

- To provide standard procedures for preparing, presenting, and administering a district's budget.
- To encourage citizen participation in the preparation of and exposure to the budget before its adoption.

ORS 294 requires all taxing districts to file their budgets with the county no later than July 15 of the new fiscal year.

## Introductory

As an aid to taxing districts, the Oregon State Department of Revenue has broken down the budget process into nine steps. They are as follows:

1. *Appoint Budget Officer* - Every local government is required to have a budget officer, either appointed by the governing body or designated in its charter. The Albany City Council has chosen to designate the City's Finance Director as the Budget Officer.
2. *Prepare Proposed Budget* - With much of the groundwork laid by the City Council and various work sessions, City management and staff meet and prepare an estimate of revenues and expenditures for the upcoming fiscal year. The City Manager and Budget Officer meet with various departments in order to "balance" the budget as required by the Oregon Revised Statutes.
3. *Public Notice of Meeting* - Upon completion of the budget reviews, the proposed budget is prepared, and a "Notice of Budget Committee Meeting" is advertised in the local newspaper. ORS 294 requires notice to be published at least twice, five to 30 days before the scheduled Budget Committee meeting date, separated by at least seven days.
4. *Budget Committee Meets* - At the first formal Budget Committee meeting, the City Manager presents the budget message and the proposed budget document to the Committee for review. The Budget Committee may then meet as often as necessary with the public, until all citizen concerns are heard.
5. *Budget Committee Approves Budget* - When the Budget Committee is satisfied that the budget will meet the needs of the citizens of Albany, it will approve the document and forward it to the City Council for adoption. The Budget Committee shall also approve a rate of total ad valorem property taxes to be certified for collection.
6. *Notice of Hearing and Financial Summary* - After approval of the budget, a budget hearing must be held. The City Council must publish, by one or more of the methods described in ORS 294.311, a summary of the recommended budget and a notice of budget hearing five to 25 days before the scheduled hearing date. If the notice is posted instead of published in the newspaper, then a second posted notice is required eight to 14 days prior to the budget hearing.

Included in the notice shall be a summary of the budget comparing the most recent preceding year's actual expenditures and budget resources, the current biennial budget summary with detail for each expenditure category (Personnel Services, Materials & Services, Capital Outlays, Debt Service, Transfers, and Operating Contingencies), the major resources for financing activities and significant changes from the current year, the estimated tax levy necessary to balance the budget and an analysis of tax levy and special levies for the ensuing years and current year, the time and place of the budget hearing, the basis of accounting used in the preceding and current years, and the place where the complete budget document can be inspected by the general public.

## Introductory

7. *Budget Hearing Held* - The budget hearing must be held on the date advertised in the newspaper and must allow for public testimony on any aspect of the approved budget.
8. *Adopt Budget, Make Appropriations, Levy Taxes* - The City Council may make changes to the budget during the budget hearing; however, there are limitations to these changes:
  - a. Taxes may not be increased over the amount approved by the Budget Committee.
  - b. Estimated expenditures in any fund may not be increased by more than \$5,000 or 10 percent, whichever is greater.

The City Council may do either of these only after publishing a revised financial summary and holding another budget hearing.

After considering any public testimony, the City Council will then adopt a resolution that appropriates expenditures, levies the ad valorem tax rate, and categorizes the levy. The resolution must be adopted by June 30 before the next fiscal year.

9. *Submit Budget to Assessor* - The final step in the budget process is to file the budget and certify any necessary property tax levy to the Linn and Benton County Assessors.

## Supplemental Budget

During the fiscal year, circumstances may require expenses to be paid that were not budgeted or the City may receive unanticipated resources. A supplemental budget must be adopted and appropriated before any additional money can be spent. Supplemental budgets are good only through June 30 of the fiscal year in which they are adopted. Preparing a supplemental budget does not authorize the governing body to levy additional ad valorem taxes.

When the estimated expenditures contained in a supplemental budget differ by less than 10 percent of any one of the individual funds contained in the regular budget for that fiscal year, then the process used to adopt the supplemental budget is as follows:

1. The supplemental budget may be adopted by the Council at a regularly scheduled Council meeting. The Budget Committee is not required to convene.
2. Notice of the regular meeting at which the supplemental budget will be adopted must be published not less than five days before the meeting. The notice must include the name of each fund being adjusted and the amount of change in each fund's revenues and expenditures.
3. At the Council meeting a resolution adopting the supplemental budget and making appropriations may be approved.



## Introductory

When the supplemental budget will adjust any one of the individual funds in the current budget by 10 percent or more, then a different process must be used to adopt the supplemental budget. This process is described below:

1. A public hearing must be held to discuss and adopt the supplemental budget. The City Council holds the hearing. The Budget Committee is not required.
2. A "Notice of Hearing" of the proposed supplemental budget and a summary of the proposed supplemental budget must be published and posted not less than 5 days and not more than 30 days prior to the hearing.
3. The City Council may resolve to adopt and appropriate the supplemental budget at the hearing.

---

## BUDGET ASSUMPTIONS

---

During the initial phase of the budget process, the Finance Department provides the budget calendar, guidelines for budget worksheets, and assumptions to include when formulating a program budget. The rates provided below assist in the formulation of economic and personnel expenditures and revenues.

### Economic and personnel

<b>Interest</b>	<ul style="list-style-type: none"><li>• The average rate of return for City investments will be 2.0 percent.</li></ul>
<b>Assessed value growth</b>	<ul style="list-style-type: none"><li>• The assessed value of property within the City of Albany will increase by 3.0 percent.</li></ul>
<b>Salaries</b>	<ul style="list-style-type: none"><li>• Salaries will be adjusted per union contracts (e.g., Fire, Police, and AFSCME bargaining units).</li></ul>
<b>PERS</b>	<ul style="list-style-type: none"><li>• The cost per employee for retirement benefits for the Public Employee Retirement System (PERS) will be calculated at 33 percent of the monthly salary.</li></ul>
<b>PERS pick-up</b>	<ul style="list-style-type: none"><li>• The City of Albany will continue the PERS pick-up of six percent.</li></ul>
<b>Health benefits</b>	<ul style="list-style-type: none"><li>• An increase in health insurance premiums will be calculated at 15 percent.</li></ul>
<b>Materials and supplies</b>	<ul style="list-style-type: none"><li>• Departments were directed to use their best judgement for increases to materials and supplies. With supply chain and other issues, these can vary greatly by product.</li></ul>

## Revenue trends and assumptions

<b>General Fund</b>	<ul style="list-style-type: none"> <li>The Local Option Public Safety Levy for this budget will continue to be impacted by compression. The City's permanent tax rate will be \$6.3984/\$1,000 valuation.</li> </ul>
<b>Special Revenue Funds</b>	<ul style="list-style-type: none"> <li>New housing and commercial development are growing slowly.</li> <li>The City will continue to receive state revenue sharing funds at a slightly higher level than the prior year.</li> </ul>
<b>Capital Projects Fund</b>	<ul style="list-style-type: none"> <li>The budget will reflect the total estimated capital projects that will be initiated in the fiscal year.</li> </ul>
<b>Enterprise Funds</b>	<ul style="list-style-type: none"> <li>Sewer rates will increase 3.0 percent on July 1, 2023; an additional 4.0 percent increase is expected on July 1, 2024.</li> <li>Water rates will increase 4 percent on January 1, 2024; an additional rate increase of 5 percent is anticipated on January 1, 2025.</li> <li>Stormwater rates will increase 17 percent on March 1, 2024, with an expected increase of 12 percent on March 1, 2025.</li> </ul>

---

## FUND STRUCTURE

---

The City budgets use seven fund types: General Fund, Special Revenue Funds, Debt Service Funds, Capital Projects Fund, Permanent Fund, Enterprise Funds, and Internal Services Funds.

For financial reporting purposes, governmental funds (General, Special Revenue, Capital Projects, Debt Service, and Permanent Funds) use a modified accrual method of accounting and proprietary funds (Enterprise and Internal Services Funds) use a full accrual method of accounting. For budget and long-term financial planning purposes, all funds are presented using a modified accrual basis.

### General Fund

The General Fund accounts for resources that are generally not dedicated for a specific purpose. Most services provided are basic to the everyday operation of a municipality.

<b>Major Revenues:</b> <ul style="list-style-type: none"> <li>Property Tax</li> <li>Franchise fees</li> <li>Privilege tax</li> <li>Intergovernmental (federal, state and local)</li> </ul>	<b>Primary Services:</b> <ul style="list-style-type: none"> <li>Police protection</li> <li>Fire protection</li> <li>Emergency medical services</li> <li>Planning</li> <li>Municipal court</li> <li>Library services</li> </ul>
--	--

## Special Revenue Funds

These funds account for revenues that are to be used for a specific purpose. Most of the time, the revenues are obtained through a legal agreement and must be restricted for such purposes. An example is a gas tax for street improvements.

<b>Major Revenues:</b> <ul style="list-style-type: none"><li>• Property Tax</li><li>• State gas tax</li><li>• State and federal grants</li><li>• Intergovernmental (federal, state and local)</li><li>• Building fees and permits</li><li>• Charges for service</li></ul>	<b>Primary Services:</b> <ul style="list-style-type: none"><li>• Street maintenance</li><li>• Parks &amp; recreation services</li><li>• Building inspections</li><li>• ADA code enforcement</li><li>• Economic development</li><li>• Public transit</li></ul>
---	---

## Debt Service Funds

These funds account for the payment of principal and interest on bond issues. The revenues used to retire debt can come from taxes or other revenue sources.

<b>Major Revenues:</b> <ul style="list-style-type: none"><li>• Property Tax</li><li>• Department charges</li><li>• Special Assessments</li></ul>	<b>Primary Services:</b> <ul style="list-style-type: none"><li>• Payment of bond principal and interest</li></ul>
--	---

## Capital Projects Fund

This fund is created to record all revenues and expenditures used to finance the building or acquisition of capital facilities.

<b>Major Revenues:</b> <ul style="list-style-type: none"><li>• Transfer from other funds</li><li>• Special assessments</li><li>• State and federal grants</li><li>• Intergovernmental (federal, state and local)</li></ul>	<b>Primary Services:</b> <ul style="list-style-type: none"><li>• Acquisition, construction, and improvement of City buildings, bridges, sewer and water, and road extensions.</li></ul>
--	---



### Permanent Funds

These funds are created to account for assets that have been given to the City, of which the City acts as trustee. The assets are legally restricted to the extent that only earnings, and not principal, may be used for the benefit of the government or its citizenry.

<b>Major Revenues:</b> <ul style="list-style-type: none"><li>• Endowments</li><li>• Gifts and donations</li></ul>	<b>Primary Services:</b> <ul style="list-style-type: none"><li>• To account for and spend monies in the manner for which they were granted.</li></ul>
---	---

### Enterprise Funds

These funds are created to finance and account for acquiring, operating, and maintaining facilities and services that are self-supporting.

<b>Major Revenues:</b> <ul style="list-style-type: none"><li>• Charges for service</li><li>• Intergovernmental (federal, state and local)</li><li>• Licenses and fees</li><li>• Assessments</li><li>• Development fees</li></ul>	<b>Primary Services:</b> <ul style="list-style-type: none"><li>• Water treatment and distribution</li><li>• Wastewater collection and disposal</li><li>• Wastewater, water, and stormwater infrastructure maintenance and improvements</li></ul>
--	--

### Internal Services Funds

These funds account for services furnished by one City department to other departments on a cost reimbursement basis.

<b>Major Revenues:</b> <ul style="list-style-type: none"><li>• Internal charges for service</li></ul>	<b>Primary Services:</b> <ul style="list-style-type: none"><li>• Administrative services</li><li>• Financial services</li><li>• Human resources services</li><li>• Information technology services</li><li>• Geographic information services</li><li>• Facilities maintenance services</li><li>• Permit tracking services</li><li>• Public works administrative services</li></ul>
---	--

---

## PROPERTY TAXES

---

The total property taxes to be levied for operations and debt service are estimated to be \$74,031,500 during the 2023-2025 biennium.

Assumptions:

1. The assessed valuation of the City is estimated to be \$ 5,169,752,369.
2. The City's permanent tax rate is \$6.3984 per \$1,000 of assessed value.
3. The Budget Committee will approve and the City Council will adopt the full taxing authority.
4. The levy for the General Obligation Debt will be \$2,506,500, a tax rate of \$0.48 per \$1,000 of assessed value.
5. The Public Safety Local Option Levy is estimated to be \$10,300,000, an effective tax rate of \$1.15 per \$1,000 of assessed value.
6. The Public Safety Local Option levy will have an estimated \$130,000 reduction in tax revenues due to compression.
7. The 2023-2025 biennium tax collection rate is estimated to be 93.47 percent.

---

## CAPITAL EQUIPMENT

---

The City prepares a separate five-year Capital Improvement Program (CIP). On June 9, 2021, the City Council adopted the 2022-2026 CIP as a planning document, following a public hearing.

For BN 2023-2025 the CIP identified capital projects totaling \$28,417,000.

A complete list of Capital Projects is included in the Capital Budget section of this budget document.

---

## DEBT MANAGEMENT

---

The City has a General Obligation Bond rating of "Aa3" from Moody's Investors Service, and a rating of "AA-" from Standard and Poor's. The ratings reflect the City's growing tax base, stable financial position, and moderate debt burden. Net bonded debt is 0.33 percent of assessed value and \$278 per capita.

## **Debt Principal Outstanding**

as of July 1, 2022

### General Obligation

2015 Public Safety Facilities \$14,635,000

### Other Bonds:

Water Revenue \$19,080,000

Limited Tax Pension \$4,150,000

### Other Debt:

2021 Lochner Road \$1,113,300

2012 SRF ARRA Loan \$950,000

2018 SRF Loan \$2,184,000

2021 SRF Loan \$9,874,190

SRF = State Revolving Funds

Oregon Revised Statutes, Chapter 287, provides a debt limit for General Obligation Bonds of three percent of the true cash value (TCV) of all taxable property within the City's boundaries. As of June 30, 2021, that limit was \$203.1 million on \$6.768 billion TCV. The City's legal debt margin for General Obligation Debt is \$188.6 million. It is anticipated that the margin will increase for the 2023-2025 biennium as debt is paid off.

---

## **BASIS OF BUDGETING**

---

The budgets of all fund types (General, Special Revenue, Debt Service, Capital Projects, Permanent, Enterprise, and Internal Service) are prepared on a modified accrual basis. Briefly, this means that obligations of the City are budgeted as expenditures, but revenues are recognized only when they are measurable and available. The Annual Comprehensive Financial Report shows the status of the City's finances on the basis of "generally accepted accounting principles" (GAAP). In most cases this conforms to the way the City prepares its budget. Exceptions are as follows:

1. Compensated absences liabilities that are expected to be liquidated with expendable available financial resources are accrued as earned by employees (GAAP), as opposed to being expended when paid (Budget).
2. Principal payments on long-term debt within the Enterprise Funds are applied to outstanding liability on a GAAP basis, as opposed to being expended on a Budget basis.
3. Capital outlay within the Enterprise and Internal Service Funds is recorded as assets on a GAAP basis and expended on a Budget basis.
4. Depreciation expense is recorded in the Enterprise and Internal Service Funds on a GAAP basis only.

## Introductory

5. Revenues are accrued on a GAAP basis in the Enterprise and Internal Service Funds as opposed to the modified accrual method for the Budget.
6. Principal receipts on City-financed assessments are applied to outstanding assets on a GAAP basis as opposed to being recorded as revenue on a Budget basis.

---

## A BRIEF TOUR OF ALBANY

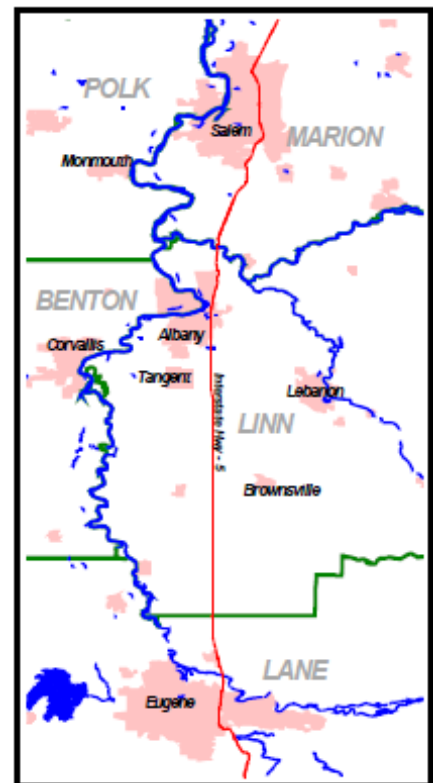
---

### Location

The City of Albany is located in both Linn and Benton counties. It is the county seat of Linn County and has been called the “Hub of the Willamette Valley” due to its location at the junction of US Highways 99 and 20, and Interstate 5. Albany is 24 miles south of Salem, the Oregon state capital, and 69 miles south of Portland. Benton County is adjacent to and west of Linn County and is part of the Willamette Valley. The Willamette River forms the border between Linn and Benton counties. The city of Corvallis is the county seat of Benton County and is the largest city in the county. The second largest city in Benton County is the City of Albany.

### Population

Albany has a population of 57,322. Nearly 86 percent of the City’s population resides in Linn County, with the remainder in Benton County. The City came close to matching the record growth in population of the 1960s and 1970s (over 40 percent) in the 1990s, at around 39 percent. In the 2000s, the total increase was approximately 17 percent.



The increases for the last six years are:

As of Population % Change

2016 51,270 1.1%

2017 51,670 0.8%

2018 52,540 1.7%

2019 53,145 1.1%

2020 54,935 1.0%

2021 57,199 1.0%

Source: Center for Population Research and Census at Portland State University

## Introductory

### Economics

#### *Top Ten Taxpayers to the City of Albany in 2022*

Dayton Hudson Corporation  
Oregon Freeze Dry Inc  
Pacific Cast Technologies  
WR Grace & Co Conn  
PacifiCorp (PP&L)  
Eugene Freezing & Storage  
Mennonite Home of Albany, Inc  
NW Natural Gas  
Glorietta Bay LLC  
Wal-Mart Real Estate Business Trust

#### *Major Employers*

Education, including Oregon State University (OSU), located in Corvallis; Linn-Benton Community College (LBCC), located in Albany and Corvallis; and Greater Albany Public School District 8J (GAPS), is the largest single source of employment in the Albany area. OSU is Oregon's leading source of basic applied research in forestry, agriculture, fisheries, engineering, electronics, home economics, and the sciences for the development of human, land, atmospheric, and oceanic resources.

Rare metals provide the largest single source of employment within the city limits. The US Bureau of Mines, which opened a research facility in Albany in 1943, introduced rare metal technology. The primary private rare metal industrial plant in the area is Wah Chang, a subsidiary of Allegheny Technologies, along with their sister company Allvac Albany. Dayton Hudson Corporation, dba Target Distribution Center, is also a major employer in the City. As a regional distribution center, it serves Target stores all over California, Oregon, Washington, Idaho, and Montana.

### Government

The City of Albany was founded in 1848, incorporated in 1864, and adopted a home rule charter in 1891. It operates under the provisions of its own Charter and applicable state law. It has a City Manager/Council form of government. The City Council consists of seven members who are elected by the citizens of Albany. Councilors are elected to serve overlapping four-year terms. There are three wards in the City. Two Councilors represent each ward. The Mayor is elected "at-large" by the entire City and serves a two-year term. The Mayor presides over all Council meetings and may vote only in the case of a tie. All Council members are part-time elected officials who exercise the legislative powers of the City and determine matters of policy.

The City of Albany provides a full range of municipal services including fire and police protection; street construction, maintenance, and lighting; parks and recreation; library services;



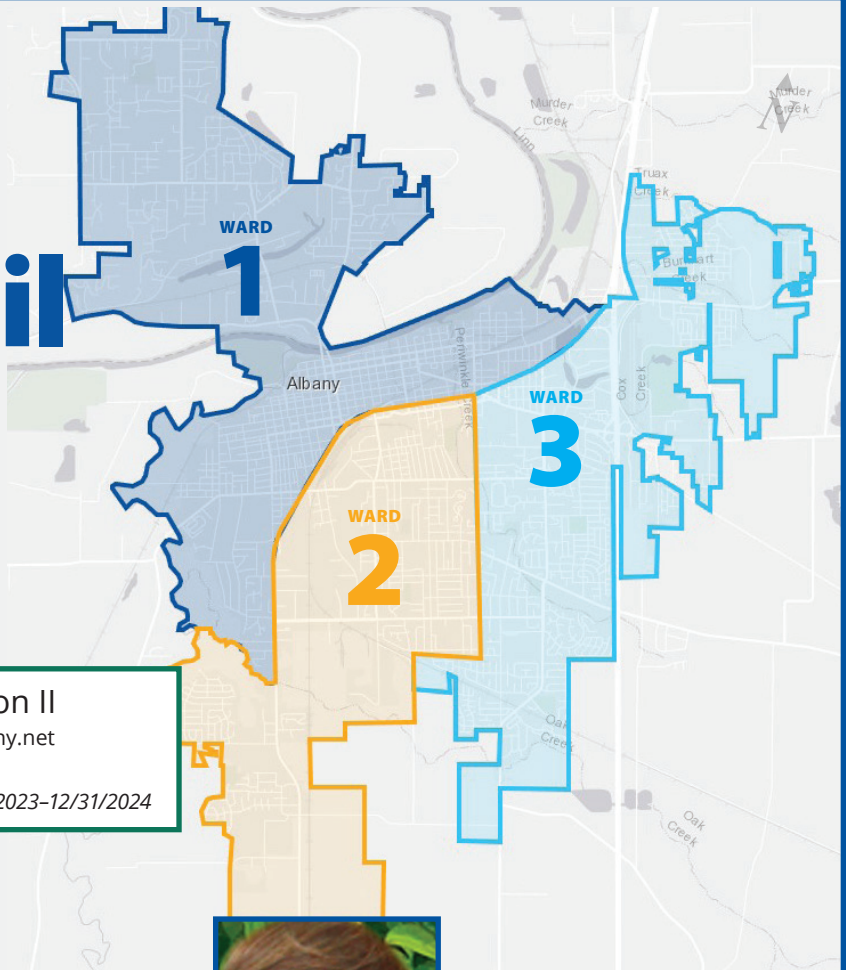
## Introductory

planning and zoning; and general administrative services. It also operates water and wastewater treatment plants and maintains water and sewer systems.



# City Council Ward Map

[council.cityofalbany.net](http://council.cityofalbany.net)



## Mayor



**Alex Johnson II**  
alex@cityofalbany.net  
541-730-5064  
*Mayor; term: 1/1/2023-12/31/2024*

## Ward 1



**Steph Newton**  
steph.newton@cityofalbany.net  
541-791-0092  
*Ward 1a; term 1/1/2023-12/31/2026*



**Matilda Novak**  
matilda.novak@cityofalbany.net  
541-791-0068  
*Ward 1b; term 1/1/2021-12/31/2024*

## Ward 2



**Jackie Montague**  
jackie.montague@cityofalbany.net  
541-791-0215  
*Ward 2a; term 1/1/2023-12/31/2026*



**Ray Kopczynski**  
ray.kopcynski@cityofalbany.net  
541-917-0490  
*Ward 2b; term 1/1/2021-12/31/2024*

## Ward 3



**Ramycia McGhee**  
ramycia.mcghee@cityofalbany.net  
541-791-0216  
*Ward 3a; term 1/1/2023-12/31/2026*

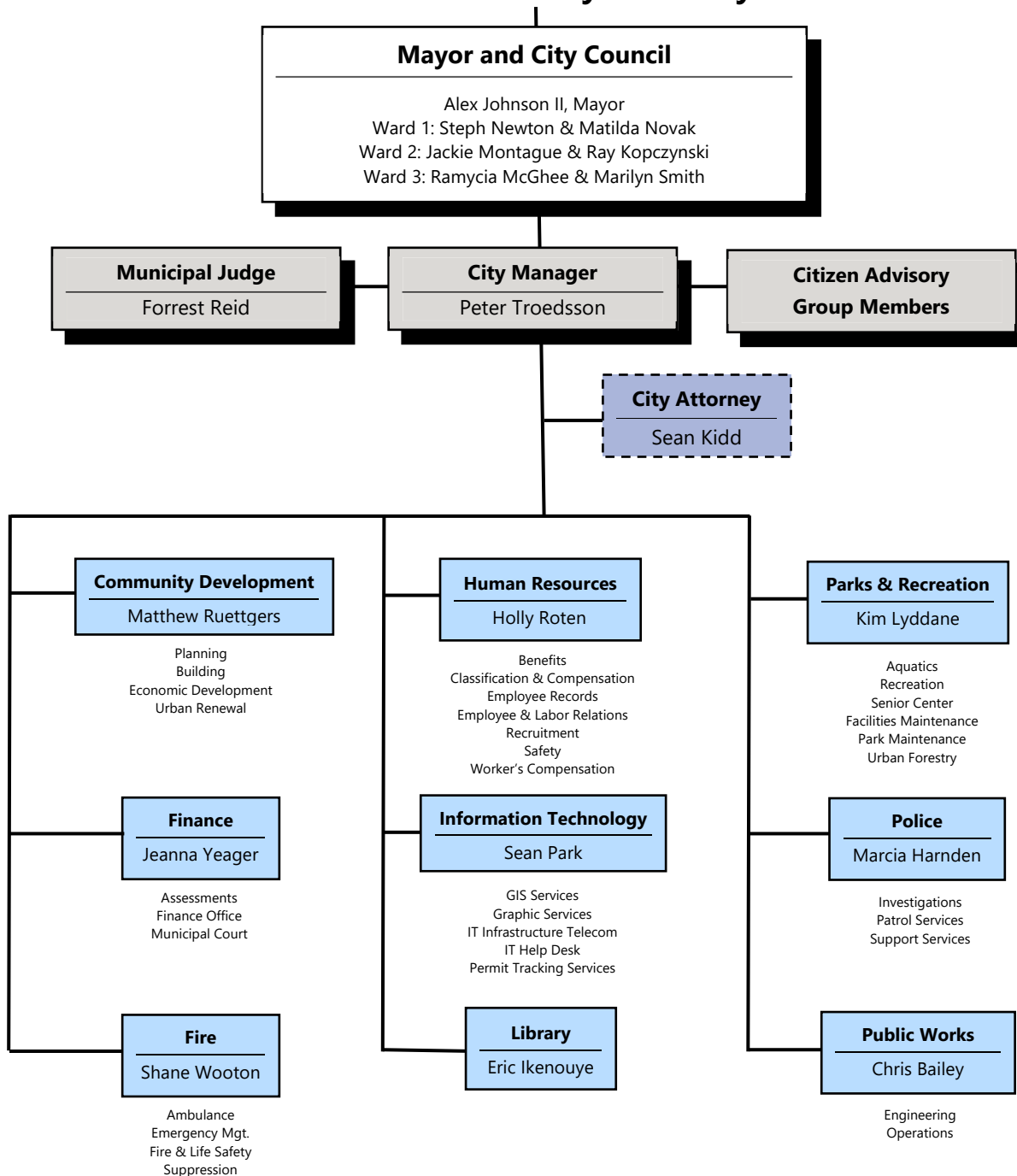


**Marilyn Smith** *Ward 3b*  
marilyn.smith@cityofalbany.net  
541-791-0057  
*Ward 3b; term 1/1/2021-12/31/2024*



# CITYWIDE ORGANIZATIONAL CHART

## Citizens of the City of Albany





# EXECUTIVE SUMMARY



# BUDGET MESSAGE



## Overview

This budget is the product of many dedicated City employees, and it truly is a team effort. Department directors and staff worked on this budget since late 2022. The finance department dealt with significant personnel turnover in the midst of budget development, and the resource managers in all departments worked hard to create this document while grappling with IT-related problems associated with the implementation of our Munis ERP system. Staff put hundreds of hours and countless late days into the effort.

The result of the effort is this carefully created balanced budget. By law, we have to create a balanced budget; unlike the federal government, we cannot operate at a deficit.

## Strategic Plan

Work on the update of Albany's Strategic Plan started early in 2022. The City of Albany 2022-2026 Strategic Plan was formally adopted by the Council on Sept 29, 2022, and the Strategic Plan was used to inform the development of the 2023-2025 Budget. A city budget is more than a complex set of numbers; it communicates how the city government is going to "operationalize" the Council's strategic plan, and how



## BUDGET MESSAGE

the City is going to turn resources into actions. The primary audience is the citizens of the City, but the audience also includes other cities, the state government, bond rating agencies, and others.

This budget will be the third biennial budget for the City of Albany. In order to remain within the resources we have, while building this budget we were guided by three imperatives: to deploy our limited resources to meet the growing and changing demands of our city; to ensure that the City is properly positioned or invested in support services by properly addressing the logistics of providing services to the public efficiently and effectively; and by continuing our attempts to build reserves, which has been a goal for many years.

### Challenges

In January 2023, city leaders (staff and councilors) shared the many accomplishments of the last several years, trends that will affect us in the next few years, and the challenges we expected to face with the next budget.

These challenges include:


- ✓ Inflation, inflation, inflation...and more inflation.
- ✓ Increases in liability and health insurance premiums. Health insurance premiums were quite good this year considering the CPI and the rising costs of health care, but given that these costs fluctuate, we had to anticipate that large increases would eventually land at the City.
- ✓ Unfunded mandates (such as Measure 114, Paid Leave Oregon).
- ✓ The cost and staff challenges related to technology replacement.
- ✓ Increases in the costs of vehicle leases.
- ✓ Increases in the costs of temporary labor.
- ✓ The increasing cost of maintaining City Hall, a 25-year-old structure.
- ✓ The slowing recovery from the pandemic (such as rising interest rates.)
- ✓ Overtime.
- ✓ PERS costs.

### Growing and Changing Demands

Demands for support from the City's central services functions continued to grow. After several budget cycles of reductions, we were at levels that had to be increased. We have had to address unacceptable levels of risk in IT, Finance, and Human Resources: risks of non-compliance with law or best practice, risks of procedural error, tort action, and decreased employee retention. To remedy this, we have restored or added the following positions to central services:

Information Technology (IT): A position to augment our cybersecurity program. Cybersecurity risks increase exponentially as IT staffing levels do not meet increased demand. According to a recent story published in Infosecurity magazine, "44% of global ransomware attacks that [took] place in 2020 [were] aimed at municipalities." These attacks are on the rise and are forcing IT to redirect staffing resources toward deterrent efforts.

Finance: A grants manager to take advantage of increasing grants funding for City projects.





## BUDGET MESSAGE

City Manager's Office: A deputy city manager to begin the second year of the biennium (July 2024.)

Human Resources: A position to address growing federal and state mandates, such as Paid Leave Oregon (this position has been approved by the City Council.)

It is important to note that as the city continues to grow, calls for service for public safety will continue to increase. This budget does not increase the number of firefighters, and we will be resuming a single-role medic program to staff one ambulance at a lower cost. Funding for the parks services officer position continues as a joint venture between Parks and Recreation and Police.

Despite the city's population growth, new construction has slowed because of interest rate hikes; yet, building permit fees have not changed, and the slow recovery is eating into the reserve for the program. This budget also continues funding our code enforcement officer and emergency management/safety officer from the City Manager's budget.

### Staffing Concerns

Significant challenges remain in staffing levels in several departments. We continue to face difficulties in hiring, which creates capacity issues. This can create savings in a department, but it can also create additional overtime, lost capability, and staff burnout.



Notably, we're having serious difficulty recruiting for positions that require a CDL. This affects Transit, of course, but in addition it impacts most of our maintenance positions in Public Works and Parks and Recreation.

In the police department, although we are currently below the national average in officers per thousand, this budget does not allow for a corresponding increase in police officers.

In the fire department, staffing challenges have led to the establishment of a volunteer apprenticeship program in cooperation with Tangent Fire Department. A deputy fire marshal position has been unbudgeted intentionally (the position was cut in the last biennium, which negatively affects our community risk reduction efforts.) A training lieutenant position also remains unfunded.

No staffing has been restored to the parks department; this has allowed Parks to make some progress on their deferred maintenance backlog.

### Unfunded Mandates

There are several unfunded mandates on the horizon that the City will have to administer. Paid Leave Oregon and Measure 114, Oregon's new gun control law, will require dedicated personnel to administer and will also add to the cost of doing business for some departments. HB-3115 will require Albany to designate a camping area for the homeless, and it's unclear yet what that cost will be. Measure 110 continues to complicate and add costs to addressing homelessness, as does SB-48. Finally, EO 20-04 and the Climate Friendly and Equitable Communities rule compliance will require the city to make revisions.



**Climate-Friendly and  
Equitable Communities  
Project**

## Rising Costs

We've discussed inflation as a challenge. For example, the cost of performers for River Rhythms has doubled and even tripled, and in 2023, we'll experience some additional costs associated with performances in Timber Linn Park. City Hall is several years old and we will need to plan for building maintenance projects.



Our general liability insurance (auto, etc.) saw an increase, while our workers' compensation was relatively flat and health insurance was lower than industry trend. Unfortunately, the general liability and auto increases made up the gap for the savings we saw in workers' compensation and health insurance. Some citywide association memberships, such as the League of Oregon Cities and Oregon Cascade West Council of Governments, increased as much as 6.5%. Ammunition, vehicle leases, software licensing, and PPE also cost more. Land use application/planning review costs, which are subsidized by the general fund, have also increased, although the charges for service have not.

Although rates remain flat, PERS costs continue to be burdensome. There is light at the end of the PERS tunnel, but it's not until the 2025-27 biennium that the burden of supporting the PERS fund is expected to begin to decrease.

Deferring maintenance equates to an increase in future costs. "We can't afford it today, so we'll get to it when we can," is a common approach to triaging current needs. However, failing to maintain physical assets today serves only to accelerate aging and deterioration. This in turn increases the costs of repair in the outyears.

## Grants

Some of our grant support is expiring, while some continues. We're looking forward to filling the grant manager position in Finance so that we will have dedicated staff to assist departments.

ARPA support is key to the mental health intervention specialist position in Police; it expires after three years. ARPA funding has also allowed us to advance on our American Disabilities Act (ADA) worklist to better meet required compliance. The Community Oriented Policing (COPS) grant is expiring, and we'll have to absorb the cost of the position. Similarly, we'll be seeking renewal of our Victims of Crime Act Assistance (VOCA) funding. Circulation materials in the library are funded almost exclusively by grant monies, and new materials are dependent upon outside funding; we receive \$40,000 - \$60,000 per year from the Library Foundation. We're grateful for the generous grants from our community, such as the donation that made the new spa at the community pool a reality.

## Future Concerns

We have work to do in the future.

In Public Works, street maintenance continues to be a problem. The state provides STP funds for accomplishing key projects, but they are insufficient for street maintenance requirements. The airport's financial viability is a concern; their operating budget is down, due to the reserve being depleted to \$0 in the

Albany's streets are classified in three categories: arterial, collector, or local streets:



### Arterials

Arterials are transportation corridors that generally have high traffic volumes and provide service for trips of moderate to extended length. They connect to regional transportation routes. Examples are Waverly Drive, Queen Street, North Albany Road, and the State highway system.



### Collector

Collector streets serve the critical role of gathering and channelling traffic from local streets to the arterial network. They provide for a combination of local access and through movements. Examples are Marion Street, Jackson Street, Price Road, and Crocker Lane.



### Local

Local streets are low traffic volume roads that provide direct access to abutting land, such as the street in front of your home. They are not intended to be used for long-distance through movements.

## BUDGET MESSAGE

upcoming biennium, but operating revenues are not keeping pace with the expenditure required to run the airport.

Funding for equipment replacement remains under pressure, and includes vital equipment such as communications equipment in Fire, CAD-RMS, vehicles, radios, and body-worn cameras for Police. These are all becoming more expensive and currently we do not have sufficient funds for replacement. The response times and the number of officers per thousand population continues to decline as our population grows, driving a need to improve response times; it's possible a police substation could help. We'll be looking to renew the public safety levy, but it won't be enough to pay for necessary growth. We'll also need to consider capital funding for a Fire training facility.

We've discussed the challenges of planning fees not keeping pace with costs. We'll also need to review and revise the Comprehensive Plan. Community Development is limited in its ability to conduct this work due to pressure on the contractual services budget, which has been reduced by 88%, or \$220,000. We'll need to conduct a cost analysis of planning review fees and make subsequent adjustments, removing the majority of the subsidy. This will take some pressure off the general fund as well.

In Parks and Recreation, SDCs and grants are the only source of capital funding. We've also extended the IGA with Maple Lawn Preschool and GAPS for one year.

### One-time funds

When the long view is considered, the difference between one-time funds and recurring funds becomes readily apparent. One-time funds include:

- ✓ grant monies,
- ✓ proceeds from the sale of property
- ✓ infusions from the state or federal government (such as CARES and ARPA)
- ✓ litigation awards
- ✓ savings from vacant positions



These cannot be relied upon for continuous revenue. The continued operations of the City can be reliably funded only with recurring funds. When one-time funds are used to fund operations that the citizens demand on a recurring basis, it creates a structural problem; but we still do it, for example, using a SAFER grant to fund firefighter positions. The use of those one-time funds in that way makes the structural problem worse in the outyears by masking the problem and delaying the corrective action. If we are to live within our means, it is a practice that should be avoided; but I've come to realize that sometimes there is no other solution.

### Reserves

We continue to be concerned about reserves and attempt to strengthen them whenever we can. The City came through the last recession because it had a healthy reserve. But those reserves were drawn down, and we have tried mightily over the last three budget cycles to build them back. I'm compelled to point out the relationship of reserves to our bond rating, which directly affects the cost of borrowing money. The stronger our reserves, the better our bond rating. The better our bond rating, the less we pay in debt service. There's a direct parallel to personal credit ratings: the better the credit rating, the better the terms of the loan, including interest rates and ease of application.

## Closing

We have a balanced budget, built to deploy resources to meet the growing and changing demands of our City; ensure that the City is properly positioned or invested in support services; and build reserves. Fiscal responsibility dictates that we try hard to restore our reserves and our ability to withstand an economic downturn.

As a reminder, property tax revenues are limited by state law. The City Council has no control over property tax and therefore was forced to implement a City Services Fee (CSF) to supplement property tax revenue to maintain and sustain levels of service within the general fund. The CSF will almost certainly have to be increased for the next biennium.

This budget message focuses mostly on the general fund. Within the City's enterprise funds, revenues come primarily from the ratepayers who pay for the quantity of the water and wastewater services they use. Ratepayers also pay for stormwater services using a carefully developed formula. Like general fund functions, these functions are not immune to pressure from increasing costs; they experience the same pressure that the general fund experiences. The difference is that the Council has much greater control over revenues, and therefore the Council annually reviews rates and makes decisions based on the need to invest in the maintenance of the systems and the need to comply with increasing regulation.

Finally, we can't lose sight of the fact that we are falling behind in street maintenance, and that there are significant large projects on the horizon as development occurs east of I-5, stressing our water, wastewater, and stormwater systems.

Service, stewardship, and integrity: we take pride in the service the City provides, and we are dedicated to excellence in stewardship of the City's resources. We strive to maintain the high levels of integrity upon which that service and stewardship rest. I am very grateful for the efforts of City staff who serve as budget leads. They put a lot of work into this document. I am also very grateful for the team in Finance which has experienced turnover in key positions this year and has made the budget development process that much more difficult. I am also grateful for the City of Albany Budget Committee and their service in reviewing this proposed budget. Thank you for the time you have committed to this important process.



Peter Troedsson  
City Manager



# EXECUTIVE SUMMARY

---

## Overview

This budget represents this City's third biennial budget. The City made the change in fiscal year 2019 to gain efficiencies and to guide staff toward a longer-term approach to the budgeting process.

The budget for the 2023-2025 biennium reflects moderate growth. General property tax revenues are expected to increase approximately 3.0 percent, while franchise fees and privilege tax revenues are expected to remain flat. Water and sewer revenues reflect scheduled rate increases but are tempered by conservation efforts. The public safety operating levy was renewed by voters in 2019 and although property tax compression remains relatively low, there is a slight increase in this year's compression over last year. Expenditure increases are directly correlated to growing personnel costs. At the same time, City policy mandates contingencies of 5 to 15 percent of operating revenues. The result is a balanced budget that reflects a slight growth in reserves, reduces positions, and allocates available resources to maintain targeted levels of service.

This year's approach to developing the budget continues the practice of identifying available resources and then allocating departments an appropriate target within which to build their operating budgets. Two very favorable dynamics continue to characterize this approach. First, operating budgets are funded within projected resources. Second, department directors have the ability to evaluate needs and allocate resources to priority programs and activities. The challenge in future budgets will continue to be expenditures growing faster than revenues.

## Economic Conditions

*Unemployment.* As of February 2023, the Albany MSA seasonally adjusted unemployment rate was 4.9 percent, reflecting an increase of 11 percent over the past 12 months. Benton County's rate increased to 3.7 percent in February from its revised rate of 3.0 percent in the prior fiscal year. Oregon's statewide unemployment followed the same trend, increasing 27 percent to 4.7 percent.

## Population Growth

Many of the services provided by the City are more closely tied to population growth than to economic conditions. A slowdown in the economy does not reduce the need for police, fire, library, utility, and many other municipal services. An increase in population, however, often entails a corresponding increase in demand for the same services.

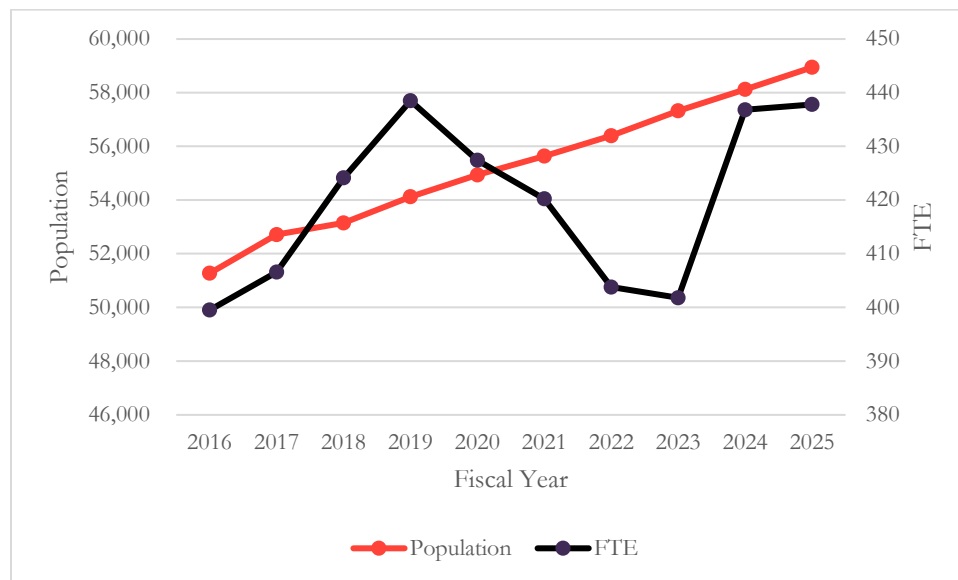
*Budgeted FTEs per 1,000 Population.* The number of budgeted full-time equivalent (FTE) City employees per thousand of population has decreased by almost 5 percent during the past 10 years. In past years, a distinction was made between authorized positions and budgeted positions. Authorized positions were those that had previously been approved by the City Council but may or may not have been funded in the budget. Budgeted positions were authorized positions that were actually funded. The expectation was that authorized positions that were not funded in the budget could be filled as funding sources became available or other expenditures were reduced. Continued budget constraints have eliminated the anticipated benefit of the two designations. Therefore, the distinction between authorized and budgeted has been dropped.

EXECUTIVE SUMMARY

The following table presents the population for the city of Albany as provided by Portland State University's annual population estimate, except for the final two years, which are estimates based on growth trend. Budgeted FTEs and budgeted FTEs per 1,000 of population are also shown in the corresponding budget year.

**Budgeted FTE per 1,000 Population**

FY Ending June 30	2016	2017	2018	2019	2020	2021	2022	2023	2024	2025	10-Year % Change
Population	51,270	52,710	53,145	54,120	54,935	55,633	56,395	57,322	58,120	58,943	15.00%
Budgeted FTE	399.51	406.56	424.12	438.49	427.4	420.21	403.78	401.78	436.80	437.80	9.06%
Budgeted FTE per 1,000 population	7.79	7.71	7.98	8.10	7.78	7.55	7.16	7.00	7.52	7.43	-4.62%



Over the last 10 years population increased by 15.0 percent while the number of budgeted FTEs has only increased by 9.1 percent, and as previously mentioned, the number of FTEs per thousand declined by 4.6 percent over the same timeframe. The lower number of FTEs in the last biennium was unsustainable, so in the next two years department needs are reflected in the increase in budgeted FTE. However, the environment still exists where personnel and other costs are outpacing revenues. Careful consideration of staffing is vital in order to continue to stay within available resources.

**Budget Assumptions**

During the initial phase of the budget process, the Finance Department compiles various statistics and information from various sources. This information is used and compiled into assumptions to include when formulating a program budget, and samples of budget forms. The rates provided below assist in the formulation of economic and personnel expenditures and revenues.



### Economic and personnel

Interest	<ul style="list-style-type: none"> <li>The average rate of return for City investments will be 2.0 percent.</li> </ul>
Assessed value growth	<ul style="list-style-type: none"> <li>The assessed value of property within the City of Albany will increase by 3.0 percent.</li> </ul>
Salaries	<ul style="list-style-type: none"> <li>Salaries will be adjusted per union contracts (Fire, Police, and AFSCME bargaining units).</li> </ul>
PERS	<ul style="list-style-type: none"> <li>The cost per employee for retirement benefits for the Public Employee Retirement System (PERS) will be calculated at 33 percent of the monthly salary.</li> </ul>
PERS pick-up	<ul style="list-style-type: none"> <li>The City of Albany will continue the PERS pick-up of 6 percent.</li> </ul>
Health benefits	<ul style="list-style-type: none"> <li>An increase in health insurance premiums will be calculated at 4-5 percent in the first year of the biennium and 10-15 percent in the second, dependent upon bargaining unit.</li> </ul>
Materials and supplies	<ul style="list-style-type: none"> <li>Departments were instructed to determine increases in their own materials. With recent supply chain issues and current inflation, there's not a good overarching estimation for all materials and supplies.</li> </ul>

### Revenue trends and assumptions

General Fund	<ul style="list-style-type: none"> <li>The Local Option Public Safety Levy for this budget will continue to be impacted by compression. The City's permanent tax rate will be \$6.3984/\$1,000 valuation.</li> </ul>
Special Revenue Funds	<ul style="list-style-type: none"> <li>New housing and commercial development are growing slowly.</li> <li>The City will continue to receive state revenue sharing funds at a slightly higher level than the prior year.</li> </ul>
Capital Projects Fund	<ul style="list-style-type: none"> <li>The budget will reflect the total estimated capital projects that will be initiated in the fiscal year.</li> </ul>
Enterprise Funds	<ul style="list-style-type: none"> <li>Sewer rates are expected to increase by 3.0 percent on July 1, 2023; an additional expected 4.0 percent increase is expected on July 1, 2024.</li> <li>Water rates are expected to increase by 4.0 percent on January 1, 2024; an additional expected rate increase of 5.0 percent is anticipated on January 1, 2025.</li> <li>Stormwater rates are expected to increase by 17 percent on March 1, 2024; an additional expected increase of 12 percent on March 1, 2025.</li> </ul>

### Cost Saving Strategies

Department budgets for 2023-2025 were compiled in the context of current economic conditions, increasing costs, and sustainability of programs and services in future years. Much effort and analysis has been done to keep expenditures within estimated available resources. The following outline presents several of the previous and current cost-saving strategies that have been used to contain costs.

*Restructuring:* Department heads have scrutinized the best way to provide services with the current constraints and changed the structure of their departments. Restructuring has occurred in departments such as Finance, City Manager's Office, Information Technology, Parks & Recreation, Public Works, and Community Development.

## EXECUTIVE SUMMARY

*Hiring chill:* A hiring chill was imposed for all departments. No vacancies are filled without careful review of the timing and the need to fill the position by the relevant department director and the city manager. Savings associated with the hiring chill depend on the vacancies that occur.

*Cost-of-living adjustments (COLAs):* Non-represented employees and all bargaining units were asked to forgo COLAs in previous budget years. This had a compounding effect that resulted in savings in subsequent years.

*Reserves and replacement funds:* In the biennium, City staff is making a conscious effort to grow reserves to prepare for an uncertain future. Equipment Reserve accounts have been drawn down and contributions to vehicle and equipment replacement funds are still below desired funding levels.

*Materials and services:* Expenditures for contracted services, minor equipment, office supplies, and other materials and services continue to be reviewed very closely.

### Closing Statement

It is the goal of City staff to produce a sustainable budget. Although staff has succeeded in the preparation of the BN 2023-2025 budget, the issue of resources being outpaced by expenditure growth remains a concern. Departments must continue to give careful consideration to expenditures, as well as work with the city council to find new funding sources, in order to maintain appropriate levels of service in future years.



# PERSONNEL CHANGE REPORT

BN 2023-2025 – Adopted

---

The adopted budget for the 2021-2023 biennium included 403.7775 budgeted FTE for FY 2020-2021 and 401.7775 budgeted FTE for FY 2022-2023.

On August 25, 2021, following implementation of the City Services Fee, the City Council adopted a supplemental budget for the 2021-2023 biennium that restored 12.7 FTE and increased the citywide budgeted FTE to 414.4775 for both fiscal years.

During BN 2021-2023, the following personnel changes were approved:

1. Added 1.0 FTE Parks Service Officer (P106) in Police.
2. Retitled 1.0 FTE Information Systems Technician (A144) to Information Systems Specialist (A144) in Information Technology.
3. Retitled 1.0 FTE Clerk II (A108) to Youth Recreation Programs Assistant (A108) in Parks and Recreation.
4. Adjusted salary grade for Community Engagement Program Coordinator classification in Police from P108 to P112.
5. Reclassified 1.0 FTE Police Communications Specialist (P104) to Lead Police Communications Specialist (P108) in Police.
6. Added 1.0 FTE Mental Health Intervention Specialist (P114) in Police.
7. Increased FTE for one Administrative Assistant – Confidential position from 0.70 FTE to 1.0 FTE in the City Manager’s Office.
8. Reclassified 1.0 FTE Lead Engineering Technician (A156) to Engineering Construction Supervisor (N126) in Public Works – Engineering Services.
9. Reclassified 1.0 FTE Planner III (A162) to Comprehensive Planning Manager (N140) in Community Development.
10. Adjusted salary grade for Building Official Manager classification in Community Development from N134 to N142.
11. Reclassified 0.6 FTE Library Aide (A106) to Library Assistant (A116) in Library.
12. Increased FTE for one Librarian I position from 0.5 FTE to 0.6 FTE in Library.
13. Adjusted salary grade for Stormwater Maintenance I classification in Public Works – Stormwater Operations from A124 to A126.
14. Added 1.0 FTE Human Resources Programs Coordinator (N114) in Human Resources.
15. Added 3.0 FTE Firefighter/EMT positions, funded through SAFER grant, in Fire.
16. Reclassified 1.0 FTE Deputy Fire Marshal – Compliance (F108) to Senior Deputy Fire Marshal – Compliance (F109) in Fire.
17. Reclassified 1.0 FTE Wastewater Treatment Facilities Operator (A137) to Lead Wastewater Operator (A144) in Public Works – Wastewater Operations.
18. Add 4.0 FTE Transit Operators (AT12) in Public Works – Transit.

19. Reclassified 1.0 FTE Senior Administrative Supervisor (N118) to Police Business Manager (N130) in Police.
20. Reclassified 1.0 FTE Senior Administrative Supervisor (N118) to Fire Business Manager (N130) in Fire.
21. Added 1.0 FTE Contracts and Procurement Specialist (A145) in Finance.
22. Retitled Purchasing Coordinator to Contracts and Procurement Officer and adjusted the classification's salary grade from A156 to A162 in Finance.
23. Increased FTE for one Court Clerk position from 0.525 FTE to 1.0 FTE in Finance.
24. Adjusted salary grades for Public Works Contracting Assistant from A131 to A135 and Public Works Contracts Coordinator from A139 to A145 in Public Works.
25. Reclassified 1.0 FTE Senior Administrative Supervisor (N118) to Public Works Administrative Supervisor (N126) in Public Works.
26. Adjusted salary grade for Ambulance Billing Specialist from A114 to A123 and increased a position from 0.60 FTE to 1.0 FTE in Fire.
27. Reclassified 1.0 FTE Code Compliance Officer (P110) to Senior Code Compliance Officer (P116) in Police.
28. Adjusted salary grades for Police Support Services Manager from N126 to N132 and Police Accreditation Manager from N116 to N122 in Police.

*Council approved the following changes at their May 10, 2023, Council meeting, after Budget Committee approval of the proposed budget:*

1. Retitled 1.0 FTE Assistant Library Director (N122) to 1.0 FTE Supervising Librarian.
2. Reclassified 1.0 FTE Librarian II (A150) to 1.0 FTE Supervising Librarian (N122).
3. Reclassified 1.0 FTE Library Aide (A106) to 1.0 FTE Senior Library Assistant (A125).

*Council approved the following changes at their May 24, 2023, Council meeting, after Budget Committee approval of the proposed budget:*

1. Reclassify 1.0 FTE Information Systems Specialist (A144) to System Administrator (A159).

With the above adjustments, the revised budgeted positions increased from 414.4775 FTE to 426.8025 FTE.

### Citywide FTE

Department	Historical FTE			Adopted FTE		Adjusted FTE	
	FY 18-19	FY 19-20	FY 20-21	FY 21-22	FY 22-23	FY 21-22	FY 22-23
Finance	14.3750	14.3750	13.9750	13.3750	13.3750	13.3750	14.8500
City Manager's Office	8.7000	9.7000	7.7000	8.7000	8.7000	8.7000	9.0000
Information Technology	12.0000	11.9000	10.2500	10.5000	10.5000	10.5000	10.5000
Human Resources	5.0000	5.0000	5.0000	5.0000	5.0000	5.0000	6.0000
Community Development	13.6975	14.3000	16.3000	18.8000	18.8000	18.8000	18.8000
Police	98.2500	94.2500	93.2500	91.2500	89.2500	95.2500	96.2500
Fire	93.6000	90.6000	89.6000	78.6000	78.6000	84.6000	88.0000
Public Works	125.4250	126.1250	128.1250	130.0000	130.0000	130.0000	134.0000
Parks & Recreation	33.1875	32.0875	30.8400	28.2400	28.2400	28.2400	28.2400
Library	21.7000	21.0625	21.0625	19.3125	19.3125	21.0125	21.1625
<b>Citywide Total</b>	<b>425.9350</b>	<b>419.4000</b>	<b>416.1025</b>	<b>403.7775</b>	<b>401.7775</b>	<b>415.4775</b>	<b>426.8025</b>

The adopted budget for 2023-2025 includes 436.8025 FTE for FY 2023-2024 and 434.8625 FTE for FY 2024-2025, an increase of 8.06 FTE over the biennium.

The changes by department and fiscal year are:

<u>FY 2023-2024</u>	<u>FTE</u>	<u>FY 2024-2025 (over FY 2023-2024)</u>	<u>FTE</u>
Finance	+1.0000	Finance	----
City Manager's Office	----	City Manager's Office	+1.0000
Information Technology	+1.0000	Information Technology	----
Human Resources	----	Human Resources	----
Community Development	----	Community Development	----
Police	+2.000	Police	----
Fire	+4.000	Fire	----
Public Works	+2.000	Public Works	----
Parks & Recreation	----	Parks & Recreation	-2.94
Library	----	Library	----
<b>Total for FY 2023-2024:</b>	<b>10.0000</b>	<b>Total for FY 2024-2025:</b>	<b>-1.94</b>

The following personnel changes are included in the BN 2023-2025 adopted budget (unless otherwise noted, changes are effective with the start of the biennium):

### Citywide

- Revised salary schedules for the City's executive and nonbargaining classifications, which include a restructuring of salary ranges, grades, and steps to more closely align with the City's external

comparable jurisdictions, have been included in the personnel costing for BN 2023-25 budgets citywide. As part of developing the revised schedules, the City's Human Resources Department also completed external salary survey work for select classifications that were identified as being in compression or potentially out of market. The revised schedules incorporate those findings, and classifications that were not surveyed have been placed in the closest salary range when comparing the old schedule to the new schedule. The revised schedules are provided as Attachment A.

### **Finance**

- Add 1.0 FTE Grants Coordinator (TBD).

### **City Manager's Office**

- Add 1.0 FTE Deputy City Manager (E103) effective July 1, 2024.

### **Information Technology**

- Add 1.0 FTE Security & Network Solutions Engineer (A163)

### **Human Resources**

- Reclassify 1.0 FTE Human Resources Information Systems Coordinator (N108) to Human Resources Programs Coordinator (N135).

### **Community Development**

- Reclassify 1.0 FTE Senior Code Compliance Inspector (A150) to Permit Technician III (A142).

### **Fire**

- Add 2.0 FTE Single Role EMT (F110).
- Add 2.0 FTE Single Role Paramedic (F113).

### **Police**

- Add 1.0 FTE Police Clerk (P100).
- Add 1.0 FTE Police Sergeant (P118).

### **Public Works**

- Add 1.0 FTE Stormwater Maintenance II (A129).
- Add 1.0 FTE Safety and Training Coordinator (TBD).
- Reclassify 1.0 FTE Natural Treatment Systems Specialist (A154) to Natural Treatment Systems Supervisor (N145).
- Reclassify 1.0 FTE City Engineer (N142) to Assistant Public Works Director/City Engineer (N175).



- Reclassify 1.0 FTE Operations Manager (N142) to Assistant Public Works Director/Operations Manager (N175).

### **Parks and Recreation**

- Reclassify 1.0 FTE Youth Recreation Programs Assistant (A108) to Recreation Specialist (A133).
- Reclassify 1.0 FTE Building Security/Custodian (A110) to Recreation Facilities Maintenance (A126).
- Reclassify 1.0 FTE Park Maintenance I (A126) to Park Maintenance II (A129).
- Reclassify 1.0 FTE Natural Resources Specialist (A142) to Natural Resources Specialist/Urban Forester (A145).
- Delete 2.5 FTE Maple Lawn Preschool (MLPS) Instructor positions and 0.44 FTE MLPS Teaching Assistant positions effective July 1, 2024.

# Attachment A

The new ranges below reflect a two percent (2%) budgeted cost-of-living adjustment effective 7-1-2023

Classifications shown in blue are new/revised classifications.

Classifications shown in red are existing classifications but have been moved more than to the closet salary grade in order to bring the position closer to market.

Grade	Classification(s)	1	2	3	4	5	6	7	8
100	Administrative Assistant - Confidential	\$50,000.00	\$52,500.00	\$55,000.00	\$57,500.00	\$60,000.00	\$62,500.00	\$65,000.00	\$67,500.00
105		\$52,500.00	\$55,125.00	\$57,750.00	\$60,375.00	\$63,000.00	\$65,625.00	\$68,250.00	\$70,875.00
110	Administrative Assistant I Confidential - Police Central Services Support Specialist Human Resources Assistant	\$55,125.00	\$57,881.25	\$60,637.50	\$63,393.75	\$66,150.00	\$68,906.25	\$71,662.50	\$74,418.75
115	Deputy City Clerk	\$57,881.25	\$60,775.31	\$63,669.38	\$66,563.44	\$69,457.50	\$72,351.56	\$75,245.63	\$78,139.69
120	Human Resources Specialist	\$60,775.31	\$63,814.08	\$66,852.84	\$69,891.61	\$72,930.38	\$75,969.14	\$79,007.91	\$82,046.67
125	Paratransit Services Supervisor <b>Safety and Training Coordinator</b>	\$63,814.08	\$67,004.78	\$70,195.49	\$73,386.19	\$76,576.89	\$79,767.60	\$82,958.30	\$86,149.01
130	City Clerk Court Supervisor Payroll Administrator	\$67,004.78	\$70,355.02	\$73,705.26	\$77,055.50	\$80,405.74	\$83,755.98	\$87,106.22	\$90,456.46
135	Senior Accountant <b>Human Resources Programs Coordinator</b>	\$70,355.02	\$73,872.77	\$77,390.52	\$80,908.27	\$84,426.03	\$87,943.78	\$91,461.53	\$94,979.28
140	Accreditation Manager Central Administrative Officer Communications and Engagement Officer Public Works Customer Service Supervisor Public Works Technical Services Supervisor <b>Supervising Librarian</b> Transit Programs Supervisor	\$73,872.77	\$77,566.41	\$81,260.05	\$84,953.69	\$88,647.33	\$92,340.97	\$96,034.60	\$99,728.24
145	Engineering Construction Supervisor <b>Natural Treatment Systems Supervisor</b> Public Works Administrative Supervisor Treatment Plant Supervisor Wastewater Collections Supervisor Water Operations Supervisor	\$77,566.41	\$81,444.73	\$85,323.05	\$89,201.37	\$93,079.69	\$96,958.01	\$100,836.33	\$104,714.65
150	City Emergency Manager/Safety Officer <b>Environmental Services Manager</b> Fire Business Manager <b>Human Resources Business Partner</b> Parks and Facilities Maintenance Manager Police Business Manager Recreation Manager Transit Manager Transportation Manager	\$81,444.73	\$85,516.97	\$89,589.20	\$93,661.44	\$97,733.68	\$101,805.91	\$105,878.15	\$109,950.39
155	Police Support Services Manager Public Works Technical Services Manager Water Superintendent Wastewater Superintendent Planning Supervisor	\$85,516.97	\$89,792.82	\$94,068.66	\$98,344.51	\$102,620.36	\$106,896.21	\$111,172.06	\$115,447.91
160	Building Official Manager Comprehensive Planning Manager Engineering Manager/Assistant City Engineer Enterprise Technology Manager/CISO IT Project Manager Public Works Business Manager	\$89,792.82	\$94,282.46	\$98,772.10	\$103,261.74	\$107,751.38	\$112,241.02	\$116,730.66	\$121,220.30
165	<b>Battalion Chief</b> <b>Police Lieutenant - Exempt</b> <b>Police Lieutenant - Non-exempt</b>	\$94,282.46	\$98,996.58	\$103,710.70	\$108,424.83	\$113,138.95	\$117,853.07	\$122,567.19	\$127,281.32
170	Division Chief - Fire Marshal Finance Manager Economic Development Manager Training Division Chief	\$98,996.58	\$103,946.41	\$108,896.24	\$113,846.07	\$118,795.90	\$123,745.72	\$128,695.55	\$133,645.38
175	<b>Assistant Public Works Director</b> /City Engineer <b>Assistant Public Works Director</b> /Operations Manager	\$103,946.41	\$109,143.73	\$114,341.05	\$119,538.37	\$124,735.69	\$129,933.01	\$135,130.33	\$140,327.65

180	Deputy Fire Chief Police Captain	\$109,143.73	\$114,600.92	\$120,058.10	\$125,515.29	\$130,972.48	\$136,429.66	\$141,886.85	\$147,344.03
-----	-------------------------------------	--------------	--------------	--------------	--------------	--------------	--------------	--------------	--------------

**EXECUTIVE**

Grade	Classification(s)	Minimum	Maximum
E100	Library Director Parks and Recreation Director	\$116,000.00	\$156,600.00
E101	Finance Director Human Resources Director Information Technology Director	\$121,800.00	\$164,430.00
E102	Community Development Director* Fire Chief Police Chief Public Works Director*	\$127,890.00	\$172,651.50
E103	Deputy City Manager	\$134,284.50	\$181,284.08

\*Vehicle allowance goes away

## Citywide FTE

Department	Historical FTE			Adopted FTE		Adjusted FTE		Adopted FTE	
	FY 18-19	FY 19-20	FY 20-21	FY 21-22	FY 22-23	FY 21-22	FY 22-23	FY 23-24	FY 24-25
Finance	14.3750	14.3750	13.9750	13.3750	13.3750	13.3750	14.8500	15.8500	15.8500
City Manager's Office	8.7000	9.7000	7.7000	8.7000	8.7000	8.7000	9.0000	9.0000	10.0000
Information Technology	12.0000	11.9000	10.2500	10.5000	10.5000	10.5000	10.5000	11.5000	11.5000
Human Resources	5.0000	5.0000	5.0000	5.0000	5.0000	5.0000	6.0000	6.0000	6.0000
Community Development	13.6975	14.3000	16.3000	18.8000	18.8000	18.8000	18.8000	18.8000	18.8000
Police	98.2500	94.2500	93.2500	91.2500	89.2500	95.2500	96.2500	98.2500	98.2500
Fire	93.6000	90.6000	89.6000	78.6000	78.6000	84.6000	88.0000	92.0000	92.0000
Public Works	125.4250	126.1250	128.1250	130.0000	130.0000	130.0000	134.0000	136.0000	136.0000
Parks & Recreation	33.1875	32.0875	30.8400	28.2400	28.2400	28.2400	28.2400	28.2400	25.3000
Library	21.7000	21.0625	21.0625	19.3125	19.3125	21.0125	21.1625	21.1625	21.1625
<b>Citywide Total</b>	<b>425.9350</b>	<b>419.4000</b>	<b>416.1025</b>	<b>403.7775</b>	<b>401.7775</b>	<b>415.4775</b>	<b>426.8025</b>	<b>436.8025</b>	<b>434.8625</b>

# Finance

Positions	Bargaining Group	Salary Grade*	Historical FTE			Adopted FTE		Adjusted FTE		Proposed FTE	
			FY 18-19	FY 19-20	FY 20-21	FY 21-22	FY 22-23	FY 21-22	FY 22-23	FY 23-24	FY 24-25
<b>Financial Services</b>											
Finance Director	Executive	E101	1.0000	1.0000	1.0000	1.0000	1.0000	1.0000	1.0000	1.0000	1.0000
Finance Manager	Nonbargaining	N170	-	1.0000	1.0000	1.0000	1.0000	1.0000	1.0000	1.0000	1.0000
Accounting Supervisor	Nonbargaining	N134	2.0000	-	-	-	-	-	-	-	-
Senior Accountant	Nonbargaining	N135	-	1.0000	1.0000	1.0000	1.0000	1.0000	1.0000	1.0000	1.0000
Contracts and Procurement Officer	AFSCME	A162	1.0000	1.0000	1.0000	1.0000	1.0000	1.0000	1.0000	1.0000	1.0000
Payroll Administrator	Nonbargaining	N130	-	1.0000	1.0000	1.0000	1.0000	1.0000	1.0000	1.0000	1.0000
Payroll Supervisor	Nonbargaining	N112	1.0000	-	-	-	-	-	-	-	-
Contracts and Procurement Specialist	AFSCME	A145	-	-	-	-	-	-	1.0000	1.0000	1.0000
Grants Coordinator	AFSCME	TBD	-	-	-	-	-	-	-	1.0000	1.0000
Accounting Specialist	AFSCME	A123	4.0000	4.0000	4.0000	4.0000	4.0000	4.0000	4.0000	4.0000	4.0000
<b>Municipal Court</b>											
Municipal Court Judge <sup>1</sup>	n/a	-	0.2500	0.2500	0.2500	0.2500	0.2500	0.2500	0.2500	0.2500	0.2500
Court Supervisor	Nonbargaining	N130	1.0000	1.0000	1.0000	1.0000	1.0000	1.0000	1.0000	1.0000	1.0000
Senior Court Clerk	AFSCME	A125	1.0000	1.0000	1.0000	1.0000	1.0000	1.0000	1.0000	1.0000	1.0000
Court Clerk	AFSCME	A116	3.1250	3.1250	2.7250	2.1250	2.1250	2.1250	2.6000	2.6000	2.6000
<b>Department Total</b>			<b>14.3750</b>	<b>14.3750</b>	<b>13.9750</b>	<b>13.3750</b>	<b>13.3750</b>	<b>13.3750</b>	<b>14.8500</b>	<b>15.8500</b>	<b>15.8500</b>

<sup>1</sup> The Municipal Court Judge is hired by and reports directly to the Albany City Council. The Judge is considered a part-time employee of the City; however, s/he does not have supervisory responsibility for the employees within Municipal Court.

## City Manager's Office

Positions	Bargaining Group	Salary Grade*	Historical FTE			Adopted FTE		Adjusted FTE		Adopted FTE	
			FY 18-19	FY 19-20	FY 20-21	FY 21-22	FY 22-23	FY 21-22	FY 22-23	FY 23-24	FY 24-25
City Manager	Executive	n/a	1.0000	1.0000	1.0000	1.0000	1.0000	1.0000	1.0000	1.0000	1.0000
Deputy City Manager	Executive	E103	-	-	-	-	-	-	-	-	1.0000
Economic Development Manager <sup>1</sup>	Nonbargaining	N142	1.0000	1.0000	-	-	-	-	-	-	-
City Emergency Manager/Safety Officer <sup>2</sup>	Nonbargaining	N150	-	1.0000	1.0000	1.0000	1.0000	1.0000	1.0000	1.0000	1.0000
Central Administrative Officer/PIO	Nonbargaining	N140	-	-	1.0000	1.0000	1.0000	1.0000	1.0000	1.0000	1.0000
Communications and Engagement Officer	Nonbargaining	N140	-	-	1.0000	1.0000	1.0000	1.0000	1.0000	1.0000	1.0000
Management Assistant/Communications Officer	Nonbargaining	N122	1.0000	1.0000	-	-	-	-	-	-	-
Senior Administrative Supervisor	Nonbargaining	N118	1.0000	1.0000	-	-	-	-	-	-	-
City Clerk	Nonbargaining	N130	1.0000	1.0000	1.0000	1.0000	1.0000	1.0000	1.0000	1.0000	1.0000
Code Compliance Officer <sup>3</sup>	APA	P110	-	-	-	1.0000	1.0000	1.0000	-	-	-
Senior Code Compliance Officer <sup>4</sup>	APA	P116	-	-	-	-	-	-	1.0000	1.0000	1.0000
Deputy City Clerk	Nonbargaining	N115	1.0000	1.0000	1.0000	1.0000	1.0000	1.0000	1.0000	1.0000	1.0000
Central Services Support Specialist	Nonbargaining	N110	-	-	-	1.0000	1.0000	1.0000	1.0000	1.0000	1.0000
Administrative Assistant I - Confidential	Nonbargaining	N104	1.0000	1.0000	1.0000	-	-	-	-	-	-
Economic Development Coordinator <sup>1</sup>	AFSCME	A128	1.0000	1.0000	-	-	-	-	-	-	-
Administrative Assistant - Confidential	Nonbargaining	N100	0.7000	0.7000	0.7000	0.7000	0.7000	0.7000	1.0000	1.0000	1.0000
<b>Department Total</b>			<b>8.7000</b>	<b>9.7000</b>	<b>7.7000</b>	<b>8.7000</b>	<b>8.7000</b>	<b>8.7000</b>	<b>9.0000</b>	<b>9.0000</b>	<b>10.0000</b>

<sup>1</sup> Economic Development positions transferred to Community Development FY 2020-21.

<sup>2</sup> Funding for City Emergency Manager/Safety Officer transferred from Fire Department FY 2019-20. Position supervision remains in Fire.

<sup>3</sup> Funding for Code Compliance Officer transferred from Police Department FY 2021-22. Position supervision remains in Police.

<sup>4</sup> Position was reclassified to Senior Code Compliance Officer March 2023, funding still continues in this budget and supervision of this position remains in Police.

## Information Technology

Positions	Bargaining Group	Salary Grade*	Historical FTE			Adopted FTE		Adjusted FTE		Proposed FTE	
			FY 18-19	FY 19-20	FY 20-21	FY 21-22	FY 22-23	FY 21-22	FY 22-23	FY 23-24	FY 24-25
Deputy City Manager/Chief Information Officer	Executive	E102	1.0000	1.0000	1.0000	-	-	-	-	-	-
Information Technology Director	Executive	E101	-	-	-	1.0000	1.0000	1.0000	1.0000	1.0000	1.0000
Information Technology Project Manager	Nonbargaining	N160	1.0000	1.0000	1.0000	1.0000	1.0000	1.0000	1.0000	1.0000	1.0000
Enterprise Technology Manager	Nonbargaining	N160	1.0000	1.0000	1.0000	1.0000	1.0000	1.0000	1.0000	1.0000	1.0000
Data Systems Manager	Nonbargaining	N132	1.0000	1.0000	-	-	-	-	-	-	-
Security & Network Solutions Engineer	AFSCME	A163	1.0000	1.0000	1.0000	1.0000	1.0000	1.0000	1.0000	2.0000	2.0000
IT Infrastructure Administrator	AFSCME	A159	1.0000	1.0000	1.0000	1.0000	1.0000	1.0000	1.0000	1.0000	1.0000
System Administrator	AFSCME	A159	1.0000	1.0000	1.0000	1.0000	1.0000	1.0000	1.0000	1.0000	1.0000
Media & Applications Developer	AFSCME	A159	1.0000	1.0000	-	-	-	-	-	-	-
Geographic Information System Analyst	AFSCME	A159	1.0000	1.0000	1.5000	1.5000	1.5000	1.5000	1.5000	1.5000	1.5000
Senior Information Systems Technician	AFSCME	A146	1.0000	1.0000	1.0000	1.0000	1.0000	1.0000	1.0000	1.0000	1.0000
Information Systems Specialist <sup>1</sup>	AFSCME	A144	1.0000	1.0000	1.0000	2.0000	2.0000	2.0000	2.0000	2.0000	2.0000
Application Support Specialist	AFSCME	A139	1.0000	0.9000	0.7500	-	-	-	-	-	-
<b>Department Total</b>			<b>12.0000</b>	<b>11.9000</b>	<b>10.2500</b>	<b>10.5000</b>	<b>10.5000</b>	<b>10.5000</b>	<b>10.5000</b>	<b>11.5000</b>	<b>11.5000</b>

<sup>1</sup> Information Systems Technician retitled to Information Systems Specialist FY 2021-22



## Human Resources

Positions	Bargaining Group	Salary Grade*	Historical FTE			Adopted FTE		Adjusted FTE		Proposed FTE	
			FY 18-19	FY 19-20	FY 20-21	FY 21-22	FY 22-23	FY 21-22	FY 22-23	FY 23-24	FY 24-25
Human Resources Director	Executive	E101	1.0000	1.0000	1.0000	1.0000	1.0000	1.0000	1.0000	1.0000	1.0000
Human Resources Business Partner	Nonbargaining	N150	1.0000	1.0000	1.0000	1.0000	1.0000	1.0000	1.0000	1.0000	1.0000
Human Resources Programs Coordinator	Nonbargaining	N135	2.0000	2.0000	2.0000	2.0000	2.0000	2.0000	3.0000	4.0000	4.0000
Human Resources Information System Coordinator	Nonbargaining	N108	1.0000	1.0000	1.0000	1.0000	1.0000	1.0000	1.0000	-	-
<b>Department Total</b>			<b>5.0000</b>	<b>5.0000</b>	<b>5.0000</b>	<b>5.0000</b>	<b>5.0000</b>	<b>5.0000</b>	<b>6.0000</b>	<b>6.0000</b>	<b>6.0000</b>

\*Refer to salary schedules available at [hr.cityofalbany.net](http://hr.cityofalbany.net)

## Community Development

Positions	Bargaining Group	Salary Grade*	Historical FTE			Adopted FTE		Adjusted FTE		Proposed FTE	
			FY 18-19	FY 19-20	FY 20-21	FY 21-22	FY 22-23	FY 21-22	FY 22-23	FY 23-24	FY 24-25
Community Development Director	Executive	E102	-	-	-	1.0000	1.0000	1.0000	1.0000	1.0000	1.0000
Planning Manager	Nonbargaining	N142	1.0000	1.0000	-	-	-	-	-	-	-
Development Services Manager <sup>1</sup>	Nonbargaining	N142	-	0.3000	0.3000	-	-	-	-	-	-
Economic Development Manager <sup>2</sup>	Nonbargaining	N170	-	-	1.0000	1.0000	1.0000	1.0000	1.0000	1.0000	1.0000
Building Official Manager	Nonbargaining	N160	1.0000	1.0000	1.0000	1.0000	1.0000	1.0000	1.0000	1.0000	1.0000
Comprehensive Planning Manager	Nonbargaining	N160	-	-	-	-	-	-	1.0000	1.0000	1.0000
Planning Supervisor	Nonbargaining	N155	-	-	1.0000	1.0000	1.0000	1.0000	1.0000	1.0000	1.0000
Planner III	AFSCME	A162	2.6975	3.0000	3.0000	3.0000	3.0000	3.0000	2.0000	2.0000	2.0000
Planner II	AFSCME	A156	1.0000	1.0000	1.0000	1.8000	1.8000	1.8000	1.8000	1.8000	1.8000
Building Inspector	AFSCME	A151	4.0000	4.0000	4.0000	4.0000	4.0000	4.0000	4.0000	4.0000	4.0000
Senior Code Compliance Inspector	AFSCME	A150	1.0000	1.0000	1.0000	1.0000	1.0000	1.0000	1.0000	-	-
Planner I	AFSCME	A142	1.0000	1.0000	1.0000	1.0000	1.0000	1.0000	1.0000	1.0000	1.0000
Economic Development Coordinator <sup>2</sup>	AFSCME	A128	-	-	1.0000	1.0000	1.0000	1.0000	1.0000	1.0000	1.0000
Permit Technician III <sup>4</sup>	AFSCME	A142	-	-	-	-	-	-	-	3.0000	3.0000
Permit Technician II	AFSCME	A132	-	-	1.0000	1.0000	1.0000	1.0000	1.0000	-	-
Permit Technician I	AFSCME	A128	-	-	1.0000	1.0000	1.0000	1.0000	1.0000	-	-
Permit Technician	AFSCME	A128	2.0000	2.0000	-	-	-	-	-	-	-
Administrative Assistant I <sup>3</sup>	AFSCME	A130	-	-	-	1.0000	1.0000	1.0000	1.0000	1.0000	1.0000
<b>Department Total</b>			<b>13.6975</b>	<b>14.3000</b>	<b>16.3000</b>	<b>18.8000</b>	<b>18.8000</b>	<b>18.8000</b>	<b>18.8000</b>	<b>18.8000</b>	<b>18.8000</b>

<sup>1</sup> Development Services Manager is funded 30% from Community Development and 70% from Public Works. Position deleted FY 2021-22.

<sup>2</sup> Economic Development positions transferred from City Manager's Office FY 2020-21.

<sup>3</sup> Administrative Assistant I position transferred from Public Works Administration FY 2021-22.

# Fire

Positions	Bargaining Group	Salary Grade*	Historical FTE			Adopted FTE		Adjusted FTE		Proposed FTE	
			FY 18-19	FY 19-20	FY 20-21	FY 21-22	FY 22-23	FY 21-22	FY 22-23	FY 23-24	FY 24-25
Fire Chief	Executive	E102	1.0000	1.0000	1.0000	1.0000	1.0000	1.0000	1.0000	1.0000	1.0000
Assistant Fire Chief	Nonbargaining	N146	1.0000	-	-	-	-	-	-	-	-
Deputy Fire Chief	Nonbargaining	N146	-	2.0000	2.0000	2.0000	2.0000	2.0000	2.0000	2.0000	2.0000
Division Chief - Fire Marshal	Nonbargaining	N142	-	1.0000	1.0000	1.0000	1.0000	1.0000	1.0000	1.0000	1.0000
Special Operations Division Chief	Nonbargaining	N142	1.0000	-	-	-	-	-	-	-	-
Training Division Chief	Nonbargaining	N142	1.0000	1.0000	1.0000	1.0000	1.0000	1.0000	1.0000	1.0000	1.0000
Safety Division Chief - Fire Marshal	Nonbargaining	N142	1.0000	-	-	-	-	-	-	-	-
Battalion Chief	Nonbargaining	N140	3.0000	3.0000	3.0000	3.0000	3.0000	3.0000	3.0000	3.0000	3.0000
City Emergency Manager/Safety Officer <sup>1</sup>	Nonbargaining	N130	1.0000	-	-	-	-	-	-	-	-
Fire Business Manager	Nonbargaining	N130	-	-	-	-	-	-	1.0000	1.0000	1.0000
Training Lieutenant	IAFF	F109	1.0000	1.0000	1.0000	-	-	-	-	-	-
Lieutenant	IAFF	F109	15.0000	15.0000	15.0000	15.0000	15.0000	15.0000	15.0000	15.0000	15.0000
Senior Deputy Fire Marshal - Compliance	IAFF	F109	1.0000	1.0000	1.0000	-	-	-	1.0000	1.0000	1.0000
Deputy Fire Marshal - Compliance	IAFF	F108	2.0000	2.0000	2.0000	1.0000	1.0000	1.0000	-	-	-
Apparatus Operator	IAFF	F107	15.0000	15.0000	15.0000	15.0000	15.0000	15.0000	15.0000	15.0000	15.0000
Deputy Fire Marshal - Risk Reduction Spec./PIO	IAFF	F105	1.0000	1.0000	1.0000	1.0000	1.0000	1.0000	1.0000	1.0000	1.0000
Community Paramedic	IAFF	F103	1.0000	1.0000	1.0000	1.0000	1.0000	1.0000	1.0000	1.0000	1.0000
Senior Administrative Supervisor	Nonbargaining	N118	1.0000	1.0000	1.0000	1.0000	1.0000	1.0000	-	-	-
Firefighter/EMT	IAFF	F101	42.0000	40.0000	39.0000	33.0000	33.0000	39.0000	42.0000	42.0000	42.0000
Ambulance Billing Coordinator	AFSCME	A137	1.0000	1.0000	1.0000	1.0000	1.0000	1.0000	1.0000	1.0000	1.0000
Medic 71 - Paramedic	IAFF	F113	1.0000	1.0000	1.0000	-	-	-	-	2.0000	2.0000
Administrative Assistant I	AFSCME	A130	1.0000	1.0000	1.0000	1.0000	1.0000	1.0000	1.0000	1.0000	1.0000
Medic 71 - EMT	IAFF	F110	1.0000	1.0000	1.0000	-	-	-	-	2.0000	2.0000
Ambulance Billing Specialist	AFSCME	A123	0.6000	0.6000	0.6000	0.6000	0.6000	0.6000	1.0000	1.0000	1.0000
Clerk III	AFSCME	A114	1.0000	1.0000	1.0000	1.0000	1.0000	1.0000	1.0000	1.0000	1.0000
<b>Department Total</b>			<b>93.6000</b>	<b>90.6000</b>	<b>89.6000</b>	<b>78.6000</b>	<b>78.6000</b>	<b>84.6000</b>	<b>88.0000</b>	<b>92.0000</b>	<b>92.0000</b>

<sup>1</sup> Funding for City Emergency Manager/Safety Officer transferred to City Manager's Office FY 2019-20. Position supervision remains in Fire.

# Police

Positions	Bargaining Group	Salary Grade*	Historical FTE			Adopted FTE		Adjusted FTE		Adopted FTE	
			FY 18-19	FY 19-20	FY 20-21	FY 21-22	FY 22-23	FY 21-22	FY 22-23	FY 23-24	FY 24-25
Police Chief	Executive	E102	1.0000	1.0000	1.0000	1.0000	1.0000	1.0000	1.0000	1.0000	1.0000
Police Captain	Nonbargaining	N180	2.0000	2.0000	2.0000	2.0000	2.0000	2.0000	2.0000	2.0000	2.0000
Police Lieutenant	Nonbargaining	N165	7.0000	6.0000	5.0000	5.0000	5.0000	5.0000	5.0000	5.0000	5.0000
Police Business Manager	Nonbargaining	N150	-	-	-	-	-	-	1.0000	1.0000	1.0000
Police Sergeant	APA	P118	6.0000	6.0000	6.0000	6.0000	6.0000	6.0000	6.0000	7.0000	7.0000
Police Support Services Manager	Nonbargaining	N155	-	-	-	1.0000	1.0000	1.0000	1.0000	1.0000	1.0000
Police Records & Systems Supervisor	Nonbargaining	N120	1.0000	1.0000	1.0000	-	-	-	-	-	-
Police Communications Supervisor	Nonbargaining	N120	1.0000	1.0000	1.0000	-	-	-	-	-	-
Senior Administrative Supervisor	Nonbargaining	N118	1.0000	1.0000	1.0000	1.0000	1.0000	1.0000	-	-	-
Accreditation Manager	Nonbargaining	N140	1.0000	1.0000	1.0000	1.0000	1.0000	1.0000	1.0000	1.0000	1.0000
Police Officer	APA	P114	49.0000	47.0000	47.0000	47.0000	45.0000	49.0000	49.0000	49.0000	49.0000
Mental Health Intervention Specialist	APA	P114	-	-	-	-	-	-	1.0000	1.0000	1.0000
Crime Analyst	APA	P112	1.0000	1.0000	1.0000	1.0000	1.0000	1.0000	1.0000	1.0000	1.0000
Community Engagement Program Coordinator <sup>1</sup>	APA	P112	1.0000	1.0000	1.0000	1.0000	1.0000	1.0000	1.0000	1.0000	1.0000
Code Compliance Officer <sup>2</sup>	APA	P110	1.0000	1.0000	1.0000	-	-	-	-	-	-
Lead Police Communications Specialist	APA	P108	-	-	-	-	-	-	1.0000	1.0000	1.0000
Administrative Assistant I - Confidential	Nonbargaining	N110	2.0000	2.0000	2.0000	2.0000	2.0000	2.0000	2.0000	2.0000	2.0000
Community Service Officer	APA	P106	4.0000	4.0000	4.0000	4.0000	4.0000	4.0000	4.0000	4.0000	4.0000
Parks Service Officer	APA	P106	-	-	-	-	-	1.0000	1.0000	1.0000	1.0000
Police Communications Specialist	APA	P104	11.0000	10.0000	10.0000	10.0000	10.0000	11.0000	10.0000	10.0000	10.0000
Property and Evidence Specialist	APA	P102	2.0000	2.0000	2.0000	2.0000	2.0000	2.0000	2.0000	2.0000	2.0000
Victims Assistance Specialist	APA	P102	-	1.0000	1.0000	1.0000	1.0000	1.0000	1.0000	1.0000	1.0000
Police Clerk	APA	P100	7.2500	6.2500	6.2500	6.2500	6.2500	6.2500	6.2500	7.2500	7.2500
<b>Department Total</b>			<b>98.2500</b>	<b>94.2500</b>	<b>93.2500</b>	<b>91.2500</b>	<b>89.2500</b>	<b>95.2500</b>	<b>96.2500</b>	<b>98.2500</b>	<b>98.2500</b>

<sup>1</sup> Crime Prevention Specialist retitled to Community Engagement Program Coordinator FY 2021-22

<sup>2</sup> Position funding transferred from Police to City Manager's Office as of BN 2021-23 but position supervision remains in Police.

## Public Works

Positions	Bargaining Group	Salary Grade*	Historical FTE			Adopted FTE		Adjusted FTE		Proposed FTE	
			FY 18-19	FY 19-20	FY 20-21	FY 21-22	FY 22-23	FY 21-22	FY 22-23	FY 23-24	FY 24-25
<b>Administration</b>											
Public Works Director	Executive	E102	-	-	-	1.0000	1.0000	1.0000	1.0000	1.0000	1.0000
PW Engineering & Community Dev. Director	Executive	E102	1.0000	1.0000	1.0000	-	-	-	-	-	-
Public Works Operations Director	Executive	E102	1.0000	1.0000	1.0000	-	-	-	-	-	-
Public Works Business Manager <sup>1</sup>	Nonbargaining	N160	1.0000	1.0000	1.0000	1.0000	1.0000	1.0000	1.0000	1.0000	1.0000
Assistant Public Works/Operations Manager	Nonbargaining	N175								1.0000	1.0000
Operations Manager	Nonbargaining	N134	-	-	1.0000	1.0000	1.0000	1.0000	1.0000	-	-
Public Works Administrative Supervisor	Nonbargaining	N145	-	-	-	-	-	-	1.0000	1.0000	1.0000
Senior Administrative Supervisor	Nonbargaining	N118	1.0000	1.0000	1.0000	1.0000	1.0000	1.0000	-	-	-
Public Works Contracting Coordinator	AFSCME	A145	1.0000	1.0000	1.0000	1.0000	1.0000	1.0000	1.0000	1.0000	1.0000
Public Works Contracting Assistant	AFSCME	A135	1.0000	1.0000	1.0000	1.0000	1.0000	1.0000	1.0000	1.0000	1.0000
Administrative Assistant I <sup>2</sup>	AFSCME	A130	1.0000	1.0000	1.0000	-	-	-	-	-	-
Administrative Assistant	AFSCME	A123	1.0000	1.0000	1.0000	1.0000	1.0000	1.0000	1.0000	1.0000	1.0000
Clerk III	AFSCME	A114	2.0000	2.0000	2.0000	2.0000	2.0000	2.0000	2.0000	2.0000	2.0000
<b>Engineering Services</b>											
Assistant Public Works/City Engineer	Nonbargaining	N175								1.0000	1.0000
City Engineer	Nonbargaining	N142	1.0000	1.0000	1.0000	1.0000	1.0000	1.0000	1.0000	-	-
Development Services Manager <sup>3</sup>	Nonbargaining	N142	1.0000	0.7000	0.7000	-	-	-	-	-	-
Engineering Manager/Assistant City Engineer	Nonbargaining	N145	1.0000	1.0000	1.0000	2.0000	2.0000	2.0000	2.0000	2.0000	2.0000
Engineering Construction Supervisor	Nonbargaining	N145	-	-	-	-	-	-	1.0000	1.0000	1.0000
Transportation Systems Analyst	AFSCME	A162	1.0000	1.0000	1.0000	1.0000	1.0000	1.0000	1.0000	1.0000	1.0000
Civil Engineer III	AFSCME	A164	5.0000	5.0000	5.0000	5.0000	5.0000	5.0000	5.0000	5.0000	5.0000
Civil Engineer II	AFSCME	A162	2.0000	2.0000	2.0000	2.0000	2.0000	2.0000	2.0000	2.0000	2.0000
Lead Engineering Technician	AFSCME	A156	1.0000	1.0000	1.0000	1.0000	1.0000	1.0000	-	-	-
Infrastructure Analyst	AFSCME	A156	1.0000	1.0000	1.0000	1.0000	1.0000	1.0000	1.0000	1.0000	1.0000
Engineering Associate I	AFSCME	A154	2.0000	2.0000	2.0000	2.0000	2.0000	2.0000	2.0000	2.0000	2.0000
Engineering Technician IV	AFSCME	A154	1.0000	1.0000	1.0000	1.0000	1.0000	1.0000	1.0000	1.0000	1.0000
Engineering Technician III	AFSCME	A146	1.0000	1.0000	1.0000	1.0000	1.0000	1.0000	1.0000	1.0000	1.0000
Engineering Technician II	AFSCME	A135	2.0000	2.0000	2.0000	2.0000	2.0000	2.0000	2.0000	2.0000	2.0000
Public Works Project Accountant	AFSCME	A134	1.0000	1.0000	1.0000	1.0000	1.0000	1.0000	1.0000	1.0000	1.0000
<b>Public Works Customer Services</b>											
Public Works Customer Services Supervisor	Nonbargaining	N140	1.0000	1.0000	1.0000	1.0000	1.0000	1.0000	1.0000	1.0000	1.0000
Field Representative II	AFSCME	A126	2.0000	2.0000	2.0000	2.0000	2.0000	2.0000	2.0000	2.0000	2.0000
Billing/Collection Specialist II	AFSCME	A123	4.0000	4.0000	4.0000	4.0000	4.0000	4.0000	4.0000	4.0000	4.0000
Public Works Customer Service Representative	AFSCME	A114	2.0000	2.0000	2.0000	2.0000	2.0000	2.0000	2.0000	2.0000	2.0000
<b>Transit Operations</b>											
Utility Superintendent - Transportation	Nonbargaining	N130	0.4500	0.4500	-	-	-	-	-	-	-
Transit Manager	Nonbargaining	N150	-	-	1.0000	1.0000	1.0000	1.0000	1.0000	1.0000	1.0000
Transit Programs Supervisor	Nonbargaining	N140	1.0000	1.0000	1.0000	1.0000	1.0000	1.0000	1.0000	1.0000	1.0000
Paratransit Services Supervisor	Nonbargaining	N125	1.0000	1.0000	1.0000	1.0000	1.0000	1.0000	1.0000	1.0000	1.0000
Operations Maintenance I	AFSCME	A124H	0.5000	0.5000	0.5000	-	-	-	-	-	-

\*Refer to salary schedules available at [hr.cityofalbany.net](http://hr.cityofalbany.net)

Transit Operator	AFSCME	AT12	5.9250	5.9250	5.9250	10.0000	10.0000	10.0000	14.0000	14.0000	14.0000
Transit Dispatcher	AFSCME	AT11	1.0000	1.0000	1.0000	1.0000	1.0000	1.0000	1.0000	1.0000	1.0000
Transportation Assistant	AFSCME	AT10	4.0000	4.0000	4.0000	4.0000	4.0000	4.0000	4.0000	4.0000	4.0000
<b>Street Maintenance and Airport Operations</b>											
Utility Superintendent - Transportation	Nonbargaining	N130	0.5500	0.5500	-	-	-	-	-	-	-
Transportation Manager	Nonbargaining	N150	-	-	1.0000	1.0000	1.0000	1.0000	1.0000	1.0000	1.0000
Street Maintenance Lead Worker	AFSCME	A129	1.0000	1.0000	1.0000	1.0000	1.0000	1.0000	1.0000	1.0000	1.0000
Street Maintenance II	AFSCME	A129	7.0000	7.0000	7.0000	7.0000	7.0000	7.0000	7.0000	7.0000	7.0000
<b>Wastewater Operations</b>											
Wastewater Superintendent	Nonbargaining	N155	1.0000	1.0000	1.0000	1.0000	1.0000	1.0000	1.0000	1.0000	1.0000
Wastewater Collections Supervisor	Nonbargaining	N145	1.0000	1.0000	1.0000	1.0000	1.0000	1.0000	1.0000	1.0000	1.0000
Treatment Plant Supervisor	Nonbargaining	N145	1.0000	1.0000	1.0000	1.0000	1.0000	1.0000	1.0000	1.0000	1.0000
Safety and Training Coordinator	Nonbargaining	N125								1.0000	1.0000
Natural Treatment Systems Specialist	AFSCME	A154	1.0000	1.0000	1.0000	1.0000	1.0000	1.0000	1.0000	-	-
Lead Wastewater Operator	AFSCME	A144	1.0000	1.0000	1.0000	1.0000	1.0000	1.0000	2.0000	2.0000	2.0000
Treatment Facilities Operator	AFSCME	A137	5.0000	5.0000	5.0000	5.0000	5.0000	5.0000	4.0000	4.0000	4.0000
Wastewater Maintenance II	AFSCME	A129	8.5000	8.5000	8.5000	8.5000	8.5000	8.5000	8.5000	8.5000	8.5000
Treatment Facilities Technician	AFSCME	A124	1.0000	1.0000	1.0000	1.0000	1.0000	1.0000	1.0000	1.0000	1.0000
<b>Water Treatment and Distribution</b>											
Utility Superintendent - Water	Nonbargaining	N130	1.0000	1.0000	1.0000	1.0000	1.0000	1.0000	1.0000	1.0000	1.0000
Treatment Plant Supervisor	Nonbargaining	N145	1.0000	1.0000	1.0000	1.0000	1.0000	1.0000	1.0000	1.0000	1.0000
Water Operations Supervisor	Nonbargaining	N145	1.0000	1.0000	1.0000	1.0000	1.0000	1.0000	1.0000	1.0000	1.0000
Lead Water Operator	AFSCME	A144	2.0000	2.0000	2.0000	2.0000	2.0000	2.0000	2.0000	2.0000	2.0000
Treatment Facilities Operator	AFSCME	A137	8.0000	8.0000	8.0000	8.0000	8.0000	8.0000	8.0000	8.0000	8.0000
Water Maintenance III	AFSCME	A135	1.0000	1.0000	1.0000	1.0000	1.0000	1.0000	1.0000	1.0000	1.0000
Water Maintenance II	AFSCME	A129	8.0000	8.0000	8.0000	8.0000	8.0000	8.0000	8.0000	8.0000	8.0000
Wastewater Maintenance II ( <i>locator position</i> ) <sup>4</sup>	AFSCME	A129	0.5000	0.5000	0.5000	0.5000	0.5000	0.5000	0.5000	0.5000	0.5000
<b>Stormwater Operations</b>											
Stormwater Maintenance I	AFSCME	A126	0.0000	1.0000	1.0000	1.0000	1.0000	1.0000	1.0000	1.0000	1.0000
Stormwater Maintenance II	AFSCME	A129								1.0000	1.0000
Natural Treatment Systems Supervisor	Nonbargaining	N145								1.0000	1.0000
<b>Facilities &amp; Maintenance Engineering</b>											
Public Works Technical Services Manager	Nonbargaining	N155	1.0000	1.0000	1.0000	1.0000	1.0000	1.0000	1.0000	1.0000	1.0000
Public Works Technical Services Supervisor	Nonbargaining	N140	1.0000	1.0000	1.0000	1.0000	1.0000	1.0000	1.0000	1.0000	1.0000
Facilities Automation Analyst	AFSCME	A159	3.0000	3.0000	3.0000	3.0000	3.0000	3.0000	3.0000	3.0000	3.0000
System Administrator	AFSCME	A159	1.0000	1.0000	1.0000	1.0000	1.0000	1.0000	1.0000	1.0000	1.0000
Facilities Maintenance Electrician	AFSCME	A156	1.0000	1.0000	1.0000	1.0000	1.0000	1.0000	1.0000	1.0000	1.0000
CMMS Analyst II	AFSCME	A154	1.0000	1.0000	1.0000	1.0000	1.0000	1.0000	1.0000	1.0000	1.0000
CMMS Analyst	AFSCME	A146	2.0000	2.0000	2.0000	2.0000	2.0000	2.0000	2.0000	2.0000	2.0000
Facilities Mechanic I	AFSCME	A137	3.0000	3.0000	3.0000	3.0000	3.0000	3.0000	3.0000	3.0000	3.0000
Facilities Automation Technician	AFSCME	A132	1.0000	1.0000	1.0000	1.0000	1.0000	1.0000	1.0000	1.0000	1.0000
Inventory Specialist	AFSCME	A114	1.0000	1.0000	1.0000	1.0000	1.0000	1.0000	1.0000	1.0000	1.0000

<b>Environmental Services</b>											
Environmental Services Manager	Nonbargaining	N150	1.0000	1.0000	1.0000	1.0000	1.0000	1.0000	1.0000	1.0000	1.0000
Lead Environmental Services Technician	AFSCME	A150	1.0000	1.0000	-	-	-	-	-	-	-
Environmental Services Technician II	AFSCME	A145	4.0000	4.0000	5.0000	5.0000	5.0000	5.0000	5.0000	5.0000	5.0000
WWTP Laboratory Technician	AFSCME	A144	1.0000	1.0000	1.0000	1.0000	1.0000	1.0000	1.0000	1.0000	1.0000
<b>Department Total</b>			<b>125.4250</b>	<b>126.1250</b>	<b>128.1250</b>	<b>130.0000</b>	<b>130.0000</b>	<b>130.0000</b>	<b>134.0000</b>	<b>136.0000</b>	<b>136.0000</b>

<sup>1</sup> Public Works/Community Development Business Manager retitled to Public Works Business Manager FY 2021-22

<sup>2</sup> Administrative Assistant I position transferred to Community Development FY 2021-22.

<sup>3</sup> ~~Development Services Manager is funded 30% from Community Development and 70% from Public Works. Position deleted FY 2021-22.~~

<sup>4</sup> The Water Maintenance II (locator position) funding is split between Water and Wastewater



# Parks & Recreation

Positions	Bargaining Group	Salary Grade*	Historical FTE			Adopted FTE		Adjusted FTE		Adopted FTE	
			FY 18-19	FY 19-20	FY 20-21	FY 21-22	FY 22-23	FY 21-22	FY 22-23	FY 23-24	FY 24-25
<b>Administration &amp; Resource Development</b>											
Parks & Recreation Director	Executive	E100	1.0000	1.0000	1.0000	1.0000	1.0000	1.0000	1.0000	1.0000	1.0000
Resource Development Coordinator	AFSCME	A150	1.0000	1.0000	1.0000	1.0000	1.0000	1.0000	1.0000	1.0000	1.0000
Administrative Services Coordinator	AFSCME	A139	1.0000	1.0000	1.0000	1.0000	1.0000	1.0000	1.0000	1.0000	1.0000
Clerk III	AFSCME	A114	1.0000	2.0000	2.0000	2.0000	2.0000	2.0000	2.0000	2.0000	2.0000
Clerk II	AFSCME	A108	1.0000	-	-	-	-	-	-	-	-
<b>Recreation</b>											
Recreation Manager	Nonbargaining	N150	-	-	-	1.0000	1.0000	1.0000	1.0000	1.0000	1.0000
Recreation Supervisor	Nonbargaining	N116	1.0000	1.0000	1.0000	-	-	-	-	-	-
Event and Program Coordinator	AFSCME	A150	2.0000	2.0000	2.0000	1.0000	1.0000	1.0000	1.0000	1.0000	1.0000
Recreation Coordinator	AFSCME	A145	1.0000	1.0000	1.0000	1.0000	1.0000	1.0000	1.0000	1.0000	1.0000
Recreation Specialist	AFSCME	A133	2.0000	2.0000	1.0000	1.0000	1.0000	1.0000	1.0000	2.0000	2.0000
Clerk III	AFSCME	A114	1.0000	1.0000	1.0000	-	-	-	-	-	-
Building Security/Custodian	AFSCME	A110	-	1.0000	1.0000	1.0000	1.0000	1.0000	1.0000	-	-
Recreation Facilities Maintenance	AFSCME	A126	-	-	-	-	-	-	-	1.0000	1.0000
Youth Recreation Programs Assistant <sup>1</sup>	AFSCME	A108	1.0000	-	-	-	-	1.0000	1.0000	-	-
Clerk II	AFSCME	A108	-	-	-	1.0000	1.0000	-	-	-	-
Maple Lawn Preschool Instructor	AFSCME	A108	1.7500	1.7500	2.5000	2.5000	2.5000	2.5000	2.5000	2.5000	-
Recreation Aide	AFSCME	A102	1.0000	1.0000	1.0000	-	-	-	-	-	-
Maple Lawn Preschool Teaching Assistant I	AFSCME	A100	0.4375	0.4375	0.4400	0.4400	0.4400	0.4400	0.4400	0.4400	-
<b>Aquatics</b>											
Recreation Manager	Nonbargaining	N128	1.0000	1.0000	-	-	-	-	-	-	-
Aquatics Program Coordinator	AFSCME	A131	2.0000	2.0000	2.0000	2.0000	2.0000	2.0000	2.0000	2.0000	2.0000
Building Maintenance II	AFSCME	A129	0.5000	0.5000	0.5000	-	-	-	-	-	-
Clerk II	AFSCME	A108	0.5000	0.4000	0.4000	0.3000	0.3000	0.3000	0.3000	0.3000	0.3000
<b>Park Maintenance</b>											
Parks & Facilities Maintenance Manager	Nonbargaining	N150	0.5000	0.5000	0.5000	0.5000	0.5000	0.5000	0.5000	0.5000	0.5000
Parks Operations Supervisor	Nonbargaining	-	1.0000	-	-	-	-	-	-	-	-
Natural Resources Specialist/Urban Forester	AFSCME	A145	1.0000	1.0000	1.0000	1.0000	1.0000	1.0000	1.0000	1.0000	1.0000
Park Maintenance III	AFSCME	A137	2.0000	2.0000	2.0000	2.0000	2.0000	2.0000	2.0000	2.0000	2.0000
Park Maintenance II	AFSCME	A129	4.0000	4.0000	4.0000	4.0000	4.0000	4.0000	4.0000	5.0000	5.0000
Park Maintenance I	AFSCME	A126	1.0000	1.0000	1.0000	1.0000	1.0000	1.0000	1.0000	-	-
<b>Facilities Maintenance</b>											
Parks & Facilities Maintenance Manager	Nonbargaining	N128	0.5000	0.5000	0.5000	0.5000	0.5000	0.5000	0.5000	0.5000	0.5000
Building Maintenance Supervisor	Nonbargaining	N110	1.0000	1.0000	1.0000	1.0000	1.0000	1.0000	1.0000	1.0000	1.0000
Building Maintenance II	AFSCME	A129	2.0000	2.0000	2.0000	2.0000	2.0000	2.0000	2.0000	2.0000	2.0000
<b>Department Total</b>			<b>33.1875</b>	<b>32.0875</b>	<b>30.8400</b>	<b>28.2400</b>	<b>28.2400</b>	<b>28.2400</b>	<b>28.2400</b>	<b>28.2400</b>	<b>25.3000</b>

<sup>1</sup> Recreation Programs Assistant retitled to Youth Recreation Programs Assistant FY 2021-22

## Library

Positions	Bargaining Group	Salary Grade*	Historical FTE			Adopted FTE		Adjusted FTE		Adopted FTE	
			FY 18-19	FY 19-20	FY 20-21	FY 21-22	FY 22-23	FY 21-22	FY 22-23	FY 23-24	FY 24-25
Library Director	Executive	E100	1.0000	1.0000	1.0000	1.0000	1.0000	1.0000	1.0000	1.0000	1.0000
Supervising Librarian	Nonbargaining	N140	-	-	-	-	-	-	2.0000	2.0000	2.0000
Assistant Library Director	Nonbargaining	N122	1.0000	1.0000	1.0000	1.0000	1.0000	1.0000	-	-	-
System Administrator <sup>1</sup>	AFSCME	A159	1.0000	1.0000	1.0000	1.0000	1.0000	1.0000	1.0000	1.0000	1.0000
Library Resources Coordinator	AFSCME	A150	0.7500	0.7500	0.7500	0.7500	0.7500	0.7500	0.7500	0.7500	0.7500
Librarian II	AFSCME	A150	4.0000	4.0000	4.0000	4.0000	4.0000	4.0000	3.0000	3.0000	3.0000
Librarian I	AFSCME	A142	3.5000	3.5000	3.5000	3.5000	3.5000	3.5000	3.6500	3.6500	3.6500
Administrative Services Coordinator	AFSCME	A139	1.0000	1.0000	1.0000	1.0000	1.0000	1.0000	1.0000	1.0000	1.0000
Senior Library Assistant	AFSCME	A125	1.0000	1.0000	1.0000	1.0000	1.0000	1.0000	2.0000	2.0000	2.0000
Library Assistant	AFSCME	A116	3.7125	3.7125	3.7125	2.4625	2.4625	3.0625	3.6625	3.6625	3.6625
Library Aide	AFSCME	A106	4.7375	4.1000	4.1000	3.6000	3.6000	4.7000	3.1000	3.1000	3.1000
<b>Department Total</b>			<b>21.7000</b>	<b>21.0625</b>	<b>21.0625</b>	<b>19.3125</b>	<b>19.3125</b>	<b>21.0125</b>	<b>21.1625</b>	<b>21.1625</b>	<b>21.1625</b>

<sup>1</sup> The System Administrator reports to Information Technology but is funded by and dedicated to Library.



# FUND SUMMARIES



# General Fund

---

The General Fund houses activities that are not dedicated for a specific purpose or legal obligation to report separately, but to provide basic everyday services for the community including, but not limited to: municipal court, planning, police, fire and library general services.

## Resources

The majority of fund resources comes in the form of property taxes. Other revenues that provide program funding include franchise fees, privilege fees, intergovernmental agreements, charges for services, fines and forfeitures, licenses and fees, and transfers in from supporting programs. A large portion of transfers is attributed to the local option levy support, with other support from TLT and CDBG.

## Requirements

As a service-based fund, the predominant requirement is personnel to provide the corresponding services. To support the personnel costs, a large portion of the remaining requirements come in the form of central service charges as the departmental programs necessitate support from finance, city manager's office, information technology, human resources, and building maintenance. The other portion of expenditures is attributed to basic materials and services, and when afforded the opportunity, to contribute to equipment replacement.

As required for operating funds and policy, there is a contingency that is approximately 5 percent of annual expenditures.

## Opportunities/Challenges

The General Fund has a myriad of challenges to provide the same service levels to the community amid the rising personnel costs of health insurance and PERS, which is difficult for this personnel-based fund. The City is making strides in transitioning towards a more sustainable, financially stable strategy for this fund to lessen the future burden, in an environment where costs are increasing faster than funding sources, of the largest share of costs, which is personnel.

The interdependency of the departments in and out of the General Fund makes decisions difficult to redirect funding as to meet optimal service levels without impacting other services. Even increasing contingencies, to lessen future financial impacts would further decline the department eligible resources.

The City has and is always exploring alternate funding sources to support the longevity of the services provided. The proposal towards ad hoc funding through use of one-time resources fills the short-term void yet creates an even larger detrimental situation to future service levels when those resources wane. This makes a recurring resource a more viable option that would stabilize the financial outlook and be able to support viable service levels for the community moving forward.



**CITY OF ALBANY, OREGON**  
**BIENNIUM 2023-2025**

**FUND SUMMARY**

**FUND: GENERAL FUND**

Description	2018-19 Actual	2019-21 Actual	2021-23 Adopted	2021-23 Revised	2023-25 Proposed	2023-25 Approved	2023-25 Adopted
<b>RESOURCES</b>							
BEGINNING BALANCE	\$ 3,368,217	\$ 3,723,952	\$ 2,303,600	\$ 2,303,600	\$ 5,375,000	\$ 5,375,000	\$ 5,375,000
PROPERTY TAXES	20,256,306	41,880,245	44,640,700	44,640,700	49,000,000	49,000,000	49,000,000
FRANCHISE/PRIVILEGE	5,315,888	10,856,761	12,005,400	12,005,400	10,715,000	10,715,000	10,715,000
LICENSES & FEES	763,735	1,819,271	1,162,600	5,523,900	6,058,500	6,058,500	6,058,500
INTERGOVERNMENTAL	5,345,123	10,043,314	9,020,700	9,300,700	9,621,000	9,621,000	9,621,000
CHARGES FOR SERVICES	3,695,281	7,672,820	6,792,400	6,792,400	7,827,000	7,827,000	7,827,000
FINES, FORFEITURES &	976,790	1,821,181	1,739,200	1,743,700	1,550,200	1,550,200	1,550,200
OTHER RESOURCES	121,571	177,168	124,500	124,500	145,000	145,000	145,000
INVESTMENT EARNINGS	238,338	244,892	148,000	148,000	200,000	200,000	200,000
TRANSFERS IN	3,674,725	11,131,612	9,851,900	9,851,900	10,505,800	10,505,800	10,505,800
<b>TOTAL RESOURCES</b>	<b>\$ 43,755,974</b>	<b>\$ 89,371,216</b>	<b>\$ 87,789,000</b>	<b>\$ 92,434,800</b>	<b>\$ 100,997,500</b>	<b>\$ 100,997,500</b>	<b>\$ 100,997,500</b>
<b>REQUIREMENTS</b>							
ADMINISTRATION	\$ 526,505	\$ 1,081,853	\$ 873,200	\$ 1,157,700	\$ 801,200	\$ 801,200	\$ 801,200
MUNICIPAL COURT	953,952	1,951,337	2,111,400	2,339,100	2,672,200	2,672,200	2,672,200
PLANNING	1,072,671	2,556,099	3,133,000	3,143,000	3,446,000	3,446,000	3,446,000
POLICE	14,979,727	30,953,589	31,090,600	32,685,300	35,635,500	35,635,500	35,635,500
PUBLIC SAFETY LEVY - POLICE	1,382,843	3,294,122	4,818,700	4,835,000	5,138,800	5,138,800	5,138,800
FIRE & LIFE SAFETY	1,094,966	1,726,099	1,690,100	1,694,400	-	-	-
PUBLIC SAFETY LEVY - FIRE	1,293,485	2,880,639	4,818,700	4,836,800	5,138,800	5,138,800	5,138,800
FIRE EMERGENCY SERVICES	14,956,270	32,773,401	30,275,300	32,381,100	36,684,000	36,684,000	36,684,000
LIBRARY	2,924,407	5,908,787	6,145,400	6,539,500	7,035,900	7,035,900	7,035,900
ABATEMENT	-	-	-	-	184,400	184,400	184,400
TRANSFERS OUT	847,200	1,446,061	254,000	254,000	255,800	255,800	255,800
CONTINGENCIES	-	-	2,578,600	2,568,900	4,004,900	4,004,900	4,004,900
	<b>\$ 40,032,026</b>	<b>\$ 84,571,987</b>	<b>\$ 87,789,000</b>	<b>\$ 92,434,800</b>	<b>\$ 100,997,500</b>	<b>\$ 100,997,500</b>	<b>\$ 100,997,500</b>
<b>RESOURCES LESS REQUIREMENTS</b>	<b>\$ 3,723,948</b>	<b>\$ 4,799,229</b>	<b>\$ -</b>	<b>\$ -</b>	<b>\$ -</b>	<b>\$ -</b>	<b>\$ -</b>



# CITY OF ALBANY, OREGON

## BIENNIUM 2023-2025

### LINE ITEM SUMMARY

DEPARTMENT: FINANCE

PROGRAM: 10010000 - REVENUES

Account Number	Description	2018-19 Actual	2019-21 Actual	2021-23 Adopted	2021-23 Revised	2023-25 Adopted
<b>RESOURCES</b>						
10010000-400500	PROPERTY TAXES - CURRENT	\$ 19,506,461	\$ 41,132,055	\$ 43,896,500	\$ 43,896,500	\$ 48,500,000
10010000-400510	PROPERTY TAXES - DELINQUENT	749,845	748,190	744,200	744,200	500,000
10010000-402005	PRIVILEGE TAX: ELECTRIC	3,318,148	6,365,542	6,953,900	6,953,900	5,800,000
10010000-402010	PRIVILEGE TAX: NATURAL GAS	552,271	1,432,915	1,833,800	1,833,800	1,700,000
10010000-402100	FRANCHISE FEES: R-O-W CARRIERS	49,706	104,530	119,600	119,600	110,000
10010000-402105	FRANCHISE FEES: TELEPHONE	60,838	172,317	175,100	175,100	105,000
10010000-402110	FRANCHISE FEES: GARBAGE	707,153	1,520,127	1,657,600	1,657,600	1,800,000
10010000-402115	FRANCHISE FEES: CABLE TV	627,772	1,261,330	1,265,400	1,265,400	1,200,000
10010000-410000	ALBANY CITY SERVICES FEE	-	-	-	4,361,300	4,480,000
10010000-410230	MEDICAL MARIJUANA FAC PERMIT	-	35	-	-	-
10010000-410235	NUMBER OF DOGS PERMIT	850	1,200	1,600	1,600	1,000
10010000-414150	PLANNING - CDBG REIMB	77,606	-	-	-	-
10010000-414250	LIFE SAFETY DIVISION FEES	60,430	214,715	216,300	216,300	250,000
10010000-414300	LICENSES	6,775	13,065	10,300	10,300	7,500
10010000-414350	LIBRARY FEES	64,543	66,552	32,900	32,900	-
10010000-414400	PLANNING FEES	227,883	359,713	317,300	317,300	450,000
10010000-414450	ALARM FEES	12,639	73,402	82,200	82,200	70,000
10010000-414500	STATE & CITY MARIJUANA TAX	313,009	1,090,589	502,000	502,000	800,000
10010000-420015	DUII ENFORCEMENT GRANT 20.600	2,110	6,194	2,400	2,400	5,000
10010000-420100	FEDERAL GRANTS & ASSISTANCE	10,000	-	-	-	-
10010000-424020	STATE LIQUOR TAXES	882,553	1,956,610	1,957,400	1,957,400	1,900,000
10010000-424025	STATE CIGARETTE TAXES	60,853	173,866	129,900	129,900	85,000
10010000-424030	STATE REVENUE SHARING	703,293	642,386	-	-	-
10010000-424045	CONFLAGRATION RESPONSE REIMB.	817,324	718,803	450,000	450,000	500,000
10010000-424050	WCOMP WAGE SUBSIDY REIMB	17,685	79,502	32,000	32,000	15,000
10010000-424055	OT REIMBURSEMENT - DEA	-	-	3,000	3,000	-
10010000-424056	POLICE OT/WAGE REIMBURSEMENT	-	1,606	-	-	150,000
10010000-428010	LINN COUNTY	20,066	19,055	-	-	4,500
10010000-428015	COUNTY ASSESSMENTS	36,048	64,211	61,800	61,800	60,000
10010000-428100	ALBANY RURAL FIRE DISTRICT	664,495	1,569,618	1,745,700	1,745,700	1,815,500
10010000-428105	N ALBANY RURAL FIRE DISTRICT	385,945	819,367	842,700	842,700	876,400
10010000-428110	PALESTINE RURAL FIRE DISTRICT	183,919	392,986	412,100	412,100	428,600
10010000-428115	MILLERSBURG FIRE PROTECTION	1,245,015	2,824,287	2,847,400	2,847,400	2,938,100
10010000-428230	LINN COUNTY TLT	219,376	488,881	370,900	650,900	650,900
10010000-428300	STATE DEPARTMENT OF FORESTRY	6,441	6,442	-	-	-
10010000-428335	GAPS POLICE GRANT	90,000	279,500	165,400	165,400	192,000
10010000-430150	OSFM/USAR TEAMS REIMBURSEMENT	10,647	41,161	14,000	14,000	-
10010000-430200	AMBULANCE SERVICE FEES	3,199,182	6,565,158	6,401,600	6,401,600	7,550,000
10010000-430250	FIREMED FEES	173,825	365,890	340,000	340,000	240,000
10010000-430260	PROPERTY LEASE/RENT: EXTERNAL	1,270	32,892	36,400	36,400	37,000
10010000-430300	CLUB SALES	157	119	400	400	-
10010000-439105	CITY HALL RENTAL & INSURANCE	310,200	667,600	-	-	-
10010000-440005	MUNICIPAL COURT FINES	848,166	1,692,705	1,648,300	1,648,300	1,400,000
10010000-440100	PARKING VIOLATIONS	7,904	10,650	11,300	11,300	8,000
10010000-440105	NUISANCE VEHICLE ADMIN FEE	8,300	10,950	9,900	9,900	8,700
10010000-441000	DOG CONTROL ASSESSMENT	2,637	6,935	5,500	5,500	7,000
10010000-442000	DAMAGED MATERIAL FINE	5,988	269	-	-	100
10010000-460000	DONATIONS & SPONSORSHIPS	1,763	180	-	-	-
10010000-469000	RESTITUTION PAYMENTS	1,665	1,101	400	400	20,000
10010000-469005	PROPERTY MAINT FEE PRINCIPAL	31,598	685	-	-	-
10010000-469010	PROPERTY MAINT FEE INTEREST	1,615	928	-	-	-
10010000-469015	MISCELLANEOUS REVENUE	118,559	176,463	124,100	124,100	125,000
10010000-469020	OVER & SHORT	(416)	(576)	-	-	-
10010000-470110	AEID PRINCIPAL	32,385	61,074	64,000	67,000	65,000
10010000-470115	AEID INTEREST	2,679	946	200	1,700	2,000
10010000-470310	DERELICT STRUCTURE FEE	34,771	35,500	-	-	-
10010000-470315	DERELICT STRUCTURE INTEREST	747	539	-	-	-
10010000-480100	INTEREST	238,338	223,390	148,000	148,000	200,000
10010000-480900	INTEREST: FAIR MARKET VALUE	-	21,502	-	-	-
10010000-492030	FROM: GRANTS FUND	-	817,299	142,300	142,300	129,000
10010000-492040	FROM: BUILDING INSPECTION	60,000	120,000	-	-	-
10010000-492081	FROM: RISK MANAGEMENT FUND	38,000	-	-	-	-
10010000-492110	FROM: ECONOMIC DEVELOPMENT	-	80,000	-	-	-
10010000-492112	FROM: TRANSIENT LODGING TAX	52,200	49,600	72,200	72,200	99,200
10010000-492150	FROM: PUBLIC SAFETY LEVY FUND	1,015,117	3,568,049	-	-	-
10010000-492151	FROM: PS LEVY-POLICE	1,560,152	3,490,455	4,818,700	4,818,700	5,138,800



# CITY OF ALBANY, OREGON

BIENNIUM 2023-2025

LINE ITEM SUMMARY

DEPARTMENT: FINANCE

PROGRAM: 10010000 - REVENUES

Account Number	Description	2018-19 Actual	2019-21 Actual	2021-23 Adopted	2021-23 Revised	2023-25 Adopted
10010000-492152	FROM: PS LEVY-FIRE	1,189,256	2,904,540	4,818,700	4,818,700	5,138,800
10010000-492170	FROM: EQUIPMENT REPLACEMENT	-	1,669	-	-	-
10010000-492900	FROM: CARA PROGRAM	50,000	100,000	-	-	-
10010000-499050	BEGINNING BALANCE	3,368,217	3,723,952	2,303,600	2,303,600	5,250,000
<b>TOTAL RESOURCES</b>		<b>\$ 43,755,974</b>	<b>\$ 89,371,216</b>	<b>\$ 87,789,000</b>	<b>\$ 92,434,800</b>	<b>\$ 100,813,100</b>





# CITY OF ALBANY, OREGON

BIENNIUM 2023-2025

LINE ITEM SUMMARY

DEPARTMENT: FINANCE

PROGRAM: 10010040 - MUNICIPAL COURT

Account Number	Description	2018-19 Actual	2019-21 Actual	2021-23 Adopted	2021-23 Revised	2023-25 Adopted
<b>REQUIREMENTS</b>						
10010040-510010	WAGES & SALARIES	\$ 306,747	\$ 629,643	\$ 648,300	\$ 671,700	\$ 860,100
10010040-560001	EMPLOYER MEDICAL	-	111,162	167,300	167,300	241,500
10010040-560005	EMPLOYER DENTAL	-	7,921	10,600	10,600	16,300
10010040-560008	EMPLOYER VISION	-	3,511	4,500	4,500	6,600
10010040-560010	EMPLOYER PAID BENEFITS	177,268	154,080	49,700	49,700	59,400
10010040-560012	EMPLOYER PAID DEFERRED COMP	-	834	3,200	3,200	5,600
10010040-560014	EMPLOYER PAID LTD/LIFE/AD&D	-	1,663	8,300	8,300	1,600
10010040-560016	EMPLOYER PAID WORKER'S COMP	-	193	1,000	1,000	1,000
10010040-560018	EMPLOYER PAID OREGON WBF	-	48	5,100	5,100	8,600
10010040-560020	PERS	-	144,770	214,000	214,000	195,500
10010040-560030	HRA VEBA	-	24,000	12,400	12,400	18,000
10010040-600115	INSURANCE & BONDS	1,599	5,655	7,300	7,300	9,800
10010040-600215	PUBLIC DEFENDER FEES	98,236	192,449	163,900	203,900	194,500
10010040-600400	CONTRACTUAL SERVICES	3,300	6,495	9,500	9,500	3,000
10010040-602300	SOFTWARE LICENSE FEES	15,773	39,955	35,000	35,000	70,000
10010040-602825	RED LIGHT CAMERAS	18,960	44,410	50,000	50,000	50,000
10010040-610075	CREDIT CARD FEES	2,123	6,585	7,500	7,500	8,000
10010040-610100	DUPLICATION & FAX	749	494	1,000	1,000	-
10010040-610130	EDUCATION & TRAINING	836	-	1,000	1,000	5,000
10010040-610405	MATERIALS & SUPPLIES	2,086	4,378	5,000	5,000	5,000
10010040-610420	MEETINGS & CONFERENCES	1,978	-	-	-	5,000
10010040-610425	MEMBERSHIPS & DUES	500	550	1,000	1,000	600
10010040-610525	PERSONAL AUTO REIMBURSEMENT	296	-	-	-	200
10010040-610540	POSTAGE & SHIPPING	15	16	-	-	10,000
10010040-610545	PRINTING & BINDING	935	924	2,000	2,000	-
10010040-613400	PRISONER EXPENSES	50,036	44,786	104,000	254,000	200,000
10010040-613405	PROSECUTION COSTS	94,161	169,655	169,000	169,000	174,600
10010040-613415	WITNESS & JURY FEE	1,005	290	1,000	1,000	500
10010040-613420	PRO-TEM JUDGE CONTRACT	8,434	2,625	7,000	7,000	7,000
10010040-630010	TELEPHONE	41	50	100	100	200
10010040-660200	CS: CENTRAL SERVICE	38,500	101,647	9,600	9,600	15,000
10010040-660210	CS: FINANCE	-	-	49,300	49,300	56,400
10010040-660211	CS: CITY MANAGER'S OFFICE	-	-	32,700	32,700	42,400
10010040-660212	CS: MAYOR & COUNCIL	-	-	3,700	3,700	4,200
10010040-660214	CS: HUMAN RESOURCES	-	-	53,100	53,100	28,300
10010040-660215	CS: LABOR RELATIONS	-	-	2,000	2,000	2,100
10010040-660225	CS: EMERGENCY MGMT/SAFETY	-	-	4,100	4,100	5,000
10010040-660300	CS: CITY HALL RENTAL	26,900	57,900	34,400	34,400	24,700
10010040-660500	CS: FLEXIBLE SPENDING ADMIN	189	292	400	400	500
10010040-660700	CS: INFORMATION TECHNOLOGY	34,100	72,852	96,000	96,000	115,900
10010040-660800	CS: IT EQUIPMENT REPLACEMENT	4,000	-	35,400	35,400	40,000
10010040-662700	PW: CUSTOMER SERVICES	-	-	-	14,300	17,600
10010040-665200	DMV CHARGES	36	70	200	200	200
10010040-665500	PROSECUTION SUPPORT SERVICES	22,610	41,925	40,000	40,000	40,000
10010040-670070	COUNTY ASSESSMENTS	36,048	64,211	61,800	61,800	60,000
10010040-670565	RESTITUTION PAYMENTS TO VICTIM	3,949	14,812	-	-	20,000
<b>TOTAL REQUIREMENTS</b>		<b>\$ 953,952</b>	<b>\$ 1,951,337</b>	<b>\$ 2,111,400</b>	<b>\$ 2,339,100</b>	<b>\$ 2,672,200</b>



# CITY OF ALBANY, OREGON

BIENNIUM 2023-2025

LINE ITEM SUMMARY

DEPARTMENT: COMMUNITY DEVELOPMENT

PROGRAM: 10015001 - PLANNING

Account Number	Description	2018-19 Actual	2019-21 Actual	2021-23 Adopted	2021-23 Revised	2023-25 Adopted
<b>REQUIREMENTS</b>						
10015001-510010	WAGES & SALARIES	\$ 467,951	\$ 971,551	\$ 1,378,400	\$ 1,388,400	\$ 1,535,500
10015001-530010	OVERTIME	1,191	7,321	12,000	12,000	12,000
10015001-540050	UNEMPLOYMENT CLAIMS	-	1,678	4,000	4,000	4,000
10015001-560001	EMPLOYER MEDICAL	-	136,983	346,100	346,100	464,700
10015001-560005	EMPLOYER DENTAL	-	9,976	25,800	25,800	32,700
10015001-560008	EMPLOYER VISION	-	4,484	10,800	10,800	12,900
10015001-560010	EMPLOYER PAID BENEFITS	271,988	231,383	106,400	106,400	122,800
10015001-560012	EMPLOYER PAID DEFERRED COMP	-	1,436	12,600	12,600	20,400
10015001-560014	EMPLOYER PAID LTD/LIFE/AD&D	-	1,690	10,500	10,500	2,300
10015001-560016	EMPLOYER PAID WORKER'S COMP	-	3,555	20,200	20,200	22,100
10015001-560018	EMPLOYER PAID OREGON WBF	-	71	11,000	11,000	16,900
10015001-560020	PERS	-	222,877	458,900	458,900	506,700
10015001-560030	HRA VEBA	-	39,043	31,400	31,400	31,200
10015001-600115	INSURANCE & BONDS	2,164	6,728	8,800	8,800	13,300
10015001-600400	CONTRACTUAL SERVICES	102,842	327,703	250,000	250,000	26,300
10015001-602300	SOFTWARE LICENSE FEES	6,903	8,004	16,000	16,000	16,000
10015001-610005	ADVERTISING & PUBLICATIONS	5,067	7,927	7,000	7,000	10,000
10015001-610075	CREDIT CARD FEES	1,473	5,107	6,000	6,000	6,000
10015001-610100	DUPLICATION & FAX	3,256	3,599	15,000	15,000	15,000
10015001-610130	EDUCATION & TRAINING	45	1,596	6,900	6,900	9,600
10015001-610405	MATERIALS & SUPPLIES	3,560	4,577	7,400	7,400	6,000
10015001-610420	MEETINGS & CONFERENCES	939	615	5,400	5,400	8,200
10015001-610425	MEMBERSHIPS & DUES	1,603	3,663	6,000	6,000	6,000
10015001-610430	MINOR EQUIPMENT	1,343	3,278	3,400	3,400	3,400
10015001-610525	PERSONAL AUTO REIMBURSEMENT	32	123	7,800	7,800	1,000
10015001-610540	POSTAGE & SHIPPING	2,669	6,964	6,400	6,400	6,400
10015001-610545	PRINTING & BINDING	182	83	1,000	1,000	1,000
10015001-610550	PROFESSIONAL PUBLICATIONS	75	-	200	200	300
10015001-630010	TELEPHONE	81	337	400	400	400
10015001-650035	MAINT: OFFICE EQUIPMENT	-	951	2,000	2,000	2,000
10015001-660200	CS: CENTRAL SERVICE	54,600	122,900	12,200	12,200	20,600
10015001-660210	CS: FINANCE	-	-	40,200	40,200	76,300
10015001-660211	CS: CITY MANAGER'S OFFICE	-	-	42,000	42,000	58,100
10015001-660212	CS: MAYOR & COUNCIL	-	-	4,900	4,900	5,800
10015001-660214	CS: HUMAN RESOURCES	-	-	22,200	22,200	44,500
10015001-660215	CS: LABOR RELATIONS	-	-	2,400	2,400	3,300
10015001-660220	CS: CODE ENFORCEMENT	-	-	34,300	34,300	56,500
10015001-660225	CS: EMERGENCY MGMT/SAFETY	-	-	5,200	5,200	6,900
10015001-660300	CS: CITY HALL RENTAL	22,200	47,800	23,000	23,000	16,400
10015001-660500	CS: FLEXIBLE SPENDING ADMIN	116	173	1,200	1,200	-
10015001-660600	CS: GIS SYSTEM	23,200	38,958	39,200	39,200	42,900
10015001-660700	CS: INFORMATION TECHNOLOGY	34,100	50,968	72,100	72,100	100,400
10015001-660800	CS: IT EQUIPMENT REPLACEMENT	1,500	101,297	3,000	3,000	3,000
10015001-660900	CS: PERMIT TRACKING	22,000	48,300	53,300	53,300	42,500
10015001-662500	PW: ADMINISTRATION	41,591	132,400	-	-	10,000
<b>TOTAL REQUIREMENTS</b>		<b>\$ 1,072,671</b>	<b>\$ 2,556,099</b>	<b>\$ 3,133,000</b>	<b>\$ 3,143,000</b>	<b>\$ 3,446,000</b>



# CITY OF ALBANY, OREGON

BIENNIUM 2023-2025

LINE ITEM SUMMARY

DEPARTMENT: POLICE

PROGRAM: 10020001 - POLICE

Account Number	Description	2018-19 Actual	2019-21 Actual	2021-23 Adopted	2021-23 Revised	2023-25 Adopted
<b>REQUIREMENTS</b>						
10020001-510010	WAGES & SALARIES	\$ 6,923,003	\$ 13,492,363	\$ 13,223,700	\$ 14,122,501	\$ 14,888,300
10020001-520010	TEMPORARY EMPLOYEES	113,284	138,307	-	-	16,000
10020001-530010	OVERTIME	543,597	977,003	1,130,000	1,130,000	1,375,000
10020001-540050	UNEMPLOYMENT CLAIMS	4,400	13,229	20,000	20,000	9,000
10020001-560001	EMPLOYER MEDICAL	42	2,407,542	3,686,600	3,931,600	4,625,900
10020001-560005	EMPLOYER DENTAL	-	188,136	285,700	305,200	356,300
10020001-560008	EMPLOYER VISION	-	75,413	112,500	120,000	130,500
10020001-560010	EMPLOYER PAID BENEFITS	4,930,506	3,843,899	1,098,200	1,149,800	1,157,100
10020001-560012	EMPLOYER PAID DEFERRED COMP	-	29,252	129,200	135,600	307,100
10020001-560014	EMPLOYER PAID LTD/LIFE/AD&D	-	27,479	104,500	109,500	23,100
10020001-560016	EMPLOYER PAID WORKER'S COMP	-	106,832	509,500	531,400	516,600
10020001-560018	EMPLOYER PAID OREGON WBF	-	896	111,300	116,200	166,300
10020001-560020	PERS	-	3,400,462	4,713,700	4,927,800	4,976,700
10020001-560030	HRA VEBA	-	421,815	278,000	294,000	308,000
10020001-600115	INSURANCE & BONDS	210,093	505,628	416,500	416,500	583,200
10020001-600400	CONTRACTUAL SERVICES	166,803	306,198	375,000	375,000	420,000
10020001-602300	SOFTWARE LICENSE FEES	54,174	108,811	116,000	116,000	150,000
10020001-602305	SOFTWARE MAINTENANCE AGREEMENT	53,941	154,979	154,000	154,000	170,000
10020001-610005	ADVERTISING & PUBLICATIONS	1,390	3,203	1,000	1,000	4,000
10020001-610075	CREDIT CARD FEES	947	1,181	1,600	1,600	1,200
10020001-610100	DUPLICATION & FAX	14,369	26,094	30,000	30,000	20,000
10020001-610125	TUITION REIMBURSEMENTS	-	-	74,000	74,000	60,000
10020001-610130	EDUCATION & TRAINING	65,158	123,752	67,000	67,000	150,000
10020001-610405	MATERIALS & SUPPLIES	44,442	117,089	100,000	100,000	120,000
10020001-610420	MEETINGS & CONFERENCES	11,096	6,858	24,000	24,000	20,000
10020001-610425	MEMBERSHIPS & DUES	25,318	41,197	40,000	40,000	35,000
10020001-610430	MINOR EQUIPMENT	48,304	78,292	50,000	50,000	60,000
10020001-610540	POSTAGE & SHIPPING	6,737	9,963	7,000	7,000	7,000
10020001-610545	PRINTING & BINDING	5,985	7,313	12,000	12,000	10,000
10020001-610750	UNIFORMS	27,084	65,265	74,000	74,000	105,000
10020001-610800	VEHICLE FUEL CHARGES	116,953	201,273	220,000	220,000	245,000
10020001-612010	ACCREDITATION COSTS	15,946	25,916	19,000	19,000	20,000
10020001-621000	COMMUNITY POLICE PROGRAMS	5,467	10,254	10,000	10,000	8,000
10020001-621050	K-9 EXPENSES	3,837	21,185	18,000	18,000	16,000
10020001-621070	TOWING	5,304	12,500	15,000	15,000	12,000
10020001-621090	SURVIVAL EQUIPMENT	24,630	57,139	76,000	76,000	120,000
10020001-621100	DRUG ENFORCEMENT	-	-	5,000	5,000	-
10020001-621110	SWAT EQUIPMENT	9,748	10,040	12,000	12,000	14,000
10020001-622035	INVESTIGATION EXPENDITURES	4,867	12,142	12,000	12,000	22,000
10020001-630000	ELECTRICITY	53,456	100,428	104,000	104,000	80,000
10020001-630005	NATURAL GAS	6,035	13,715	19,000	19,000	12,000
10020001-630010	TELEPHONE	75,679	150,608	134,800	134,800	140,000
10020001-630015	FIRE LINE	-	1,175	3,600	3,600	2,000
10020001-630200	ALARM LINE FEES	2,147	5,816	8,000	8,000	8,000
10020001-630400	WATER SERVICE	5,749	11,186	15,000	15,000	11,000
10020001-630405	SEWER SERVICE CHARGES	2,917	3,980	9,000	9,000	10,000
10020001-630410	STORMWATER SERVICE CHARGES	-	1,339	2,000	2,000	2,500
10020001-650015	MAINT: COMMUNICATION EQUIPMENT	10,185	22,459	22,000	22,000	25,000
10020001-650035	MAINT: OFFICE EQUIPMENT	4,712	1,521	7,000	7,000	5,000
10020001-651500	CONTRACT MAINTENANCE	71,345	132,179	170,000	170,000	180,000
10020001-660100	CS: BUILDING MAINTENANCE	73,800	140,196	166,600	166,600	190,100
10020001-660200	CS: CENTRAL SERVICE	732,300	1,542,997	156,000	156,000	229,700
10020001-660210	CS: FINANCE	-	-	531,000	531,000	636,500
10020001-660211	CS: CITY MANAGER'S OFFICE	-	-	545,300	545,300	653,100
10020001-660212	CS: MAYOR & COUNCIL	-	-	62,700	62,700	65,300
10020001-660214	CS: HUMAN RESOURCES	-	-	307,400	307,400	362,800
10020001-660215	CS: LABOR RELATIONS	-	-	28,100	28,100	23,500
10020001-660220	CS: CODE ENFORCEMENT	-	-	223,800	223,800	149,200
10020001-660225	CS: EMERGENCY MGMT/SAFETY	-	-	67,000	67,000	75,800
10020001-660400	CS: EQUIPMENT REPLACEMENT	16,600	547,033	120,000	120,000	-
10020001-660500	CS: FLEXIBLE SPENDING ADMIN	2,930	4,792	4,000	4,600	4,000
10020001-660600	CS: GIS SYSTEM	34,600	58,993	58,800	58,800	64,400
10020001-660700	CS: INFORMATION TECHNOLOGY	381,000	801,565	767,900	767,900	1,019,500
10020001-660701	CS: PHONE SYSTEM REPLACE	-	-	2,600	2,600	2,600
10020001-660800	CS: IT EQUIPMENT REPLACEMENT	33,300	312,033	183,000	183,000	103,400
10020001-662700	PW: CUSTOMER SERVICES	60	-	-	103,400	121,100



# CITY OF ALBANY, OREGON

BIENNIUM 2023-2025

LINE ITEM SUMMARY

DEPARTMENT: POLICE

PROGRAM: 10020001 - POLICE

Account Number	Description	2018-19 Actual	2019-21 Actual	2021-23 Adopted	2021-23 Revised	2023-25 Adopted
10020001-665300	MEDICAL TESTING	1,943	5,816	4,000	4,000	16,000
10020001-670000	MISCELLANEOUS EXPENDITURES	18,653	34,805	36,000	36,000	-
10020001-700000	CAPITAL EQUIPMENT	-	32,053	-	-	38,000
<b>TOTAL REQUIREMENTS</b>		<b>\$ 14,964,776</b>	<b>\$ 30,953,589</b>	<b>\$ 31,090,600</b>	<b>\$ 32,685,301</b>	<b>\$ 35,635,500</b>



**CITY OF ALBANY, OREGON**

**BIENNIUM 2023-2025**

**LINE ITEM SUMMARY**

**DEPARTMENT: POLICE**

**PROGRAM: 10020005 - PUBLIC SAFETY LEVY - POLICE**

<b>Account Number</b>	<b>Description</b>	<b>2018-19 Actual</b>	<b>2019-21 Actual</b>	<b>2021-23 Adopted</b>	<b>2021-23 Revised</b>	<b>2023-25 Adopted</b>
<b>REQUIREMENTS</b>						
10020005-510010	WAGES & SALARIES	\$ 703,916	\$ 1,593,072	\$ 2,247,700	\$ 2,264,000	\$ 2,470,000
10020005-530010	OVERTIME	14,474	57,646	75,000	75,000	133,500
10020005-560001	EMPLOYER MEDICAL	5	405,398	770,900	770,900	762,400
10020005-560005	EMPLOYER DENTAL	-	23,804	52,700	52,700	57,100
10020005-560008	EMPLOYER VISION	-	12,268	23,300	23,300	21,600
10020005-560010	EMPLOYER PAID BENEFITS	462,172	448,306	176,800	176,800	189,000
10020005-560012	EMPLOYER PAID DEFERRED COMP	-	4,579	21,300	21,300	48,500
10020005-560014	EMPLOYER PAID LTD/LIFE/AD&D	-	4,353	18,500	18,500	4,000
10020005-560016	EMPLOYER PAID WORKER'S COMP	-	11,001	79,000	79,000	70,600
10020005-560018	EMPLOYER PAID OREGON WBF	-	171	18,300	18,300	27,200
10020005-560020	PERS	-	323,289	687,300	687,300	815,000
10020005-560030	HRA VEBA	-	62,000	57,000	57,000	52,000
10020005-600115	INSURANCE & BONDS	2,728	7,918	8,100	8,100	17,100
10020005-600400	CONTRACTUAL SERVICES	18,299	33,440	44,000	44,000	55,000
10020005-610800	VEHICLE FUEL CHARGES	16,034	14,405	25,000	25,000	70,000
10020005-660200	CS: CENTRAL SERVICE	73,200	173,261	15,300	15,300	28,600
10020005-660210	CS: FINANCE	-	-	33,400	33,400	58,400
10020005-660211	CS: CITY MANAGER'S OFFICE	-	-	52,900	52,900	80,700
10020005-660212	CS: MAYOR & COUNCIL	-	-	6,100	6,100	8,100
10020005-660214	CS: HUMAN RESOURCES	-	-	75,300	75,300	91,100
10020005-660215	CS: LABOR RELATIONS	-	-	8,400	8,400	6,100
10020005-660225	CS: EMERGENCY MGMT/SAFETY	-	-	6,600	6,600	9,600
10020005-660400	CS: EQUIPMENT REPLACEMENT	87,800	109,600	313,500	313,500	34,300
10020005-660500	CS: FLEXIBLE SPENDING ADMIN	299	391	400	400	500
10020005-660800	CS: IT EQUIPMENT REPLACEMENT	-	-	1,900	1,900	-
<b>TOTAL REQUIREMENTS</b>		<b>\$ 1,382,768</b>	<b>\$ 3,294,122</b>	<b>\$ 4,818,700</b>	<b>\$ 4,835,000</b>	<b>\$ 5,138,800</b>



**CITY OF ALBANY, OREGON**

**BIENNIUM 2023-2025**

**LINE ITEM SUMMARY**

**DEPARTMENT: FIRE**

**PROGRAM: 10025001 - FIRE & LIFE SAFETY**

<b>Account Number</b>	<b>Description</b>	<b>2018-19 Actual</b>	<b>2019-21 Actual</b>	<b>2021-23 Adopted</b>	<b>2021-23 Revised</b>	<b>2023-25 Adopted</b>
<b>REQUIREMENTS</b>						
10025001-510010	WAGES & SALARIES	\$ 553,419	\$ 821,025	\$ 596,400	\$ 600,700	\$ -
10025001-530010	OVERTIME	9,238	34,670	40,000	40,000	-
10025001-560001	EMPLOYER MEDICAL	-	36,966	58,200	58,200	-
10025001-560002	EMPLOYER MEDICAL FIRE	-	120,602	115,500	115,500	-
10025001-560005	EMPLOYER DENTAL	-	3,054	4,900	4,900	-
10025001-560008	EMPLOYER VISION	-	1,155	1,900	1,900	-
10025001-560010	EMPLOYER PAID BENEFITS	369,901	256,216	48,700	48,700	-
10025001-560012	EMPLOYER PAID DEFERRED COMP	-	3,410	8,200	8,200	-
10025001-560014	EMPLOYER PAID LTD/LIFE/AD&D	-	1,474	4,300	4,300	-
10025001-560016	EMPLOYER PAID WORKER'S COMP	-	5,983	24,300	24,300	-
10025001-560018	EMPLOYER PAID OREGON WBF	-	45	5,000	5,000	-
10025001-560020	PERS	-	194,322	210,100	210,100	-
10025001-560030	HRA VEBA	-	12,000	4,000	4,000	-
10025001-600115	INSURANCE & BONDS	13,642	6,332	5,300	5,300	-
10025001-602305	SOFTWARE MAINTENANCE AGREEMENT	10,172	18,264	19,900	19,900	-
10025001-610005	ADVERTISING & PUBLICATIONS	-	-	200	200	-
10025001-610130	EDUCATION & TRAINING	3,006	6,113	15,000	15,000	-
10025001-610405	MATERIALS & SUPPLIES	12,323	9,408	20,000	20,000	-
10025001-610420	MEETINGS & CONFERENCES	903	1,815	2,000	2,000	-
10025001-610425	MEMBERSHIPS & DUES	2,266	3,056	3,000	3,000	-
10025001-610550	PROFESSIONAL PUBLICATIONS	-	715	400	400	-
10025001-613600	COMMUNITY RISK REDUCTION	23,853	31,850	70,000	70,000	-
10025001-630010	TELEPHONE	5,092	6,157	4,000	4,000	-
10025001-660200	CS: CENTRAL SERVICE	42,200	112,089	10,800	10,800	-
10025001-660210	CS: FINANCE	-	-	31,200	31,200	-
10025001-660211	CS: CITY MANAGER'S OFFICE	-	-	37,400	37,400	-
10025001-660212	CS: MAYOR & COUNCIL	-	-	4,200	4,200	-
10025001-660214	CS: HUMAN RESOURCES	-	-	17,700	17,700	-
10025001-660215	CS: LABOR RELATIONS	-	-	1,400	1,400	-
10025001-660220	CS: CODE ENFORCEMENT	-	-	17,100	17,100	-
10025001-660225	CS: EMERGENCY MGMT/SAFETY	-	-	4,700	4,700	-
10025001-660500	CS: FLEXIBLE SPENDING ADMIN	2	108	200	200	-
10025001-660700	CS: INFORMATION TECHNOLOGY	15,100	31,567	296,100	296,100	-
10025001-660900	CS: PERMIT TRACKING	3,300	7,200	8,000	8,000	-
<b>TOTAL REQUIREMENTS</b>		<b>\$ 1,094,966</b>	<b>\$ 1,726,099</b>	<b>\$ 1,690,100</b>	<b>\$ 1,694,400</b>	<b>\$ -</b>



**CITY OF ALBANY, OREGON**

**BIENNIUM 2023-2025**

**LINE ITEM SUMMARY**

**DEPARTMENT: FIRE**

**PROGRAM: 10025005 - PUBLIC SAFETY LEVY - FIRE**

<b>Account Number</b>	<b>Description</b>	<b>2018-19 Actual</b>	<b>2019-21 Actual</b>	<b>2021-23 Adopted</b>	<b>2021-23 Revised</b>	<b>2023-25 Adopted</b>
<b>REQUIREMENTS</b>						
10025005-510010	WAGES & SALARIES	\$ 654,086	\$ 1,555,787	\$ 2,557,400	\$ 2,575,500	\$ 2,650,100
10025005-560002	EMPLOYER MEDICAL FIRE	-	292,442	807,700	807,700	-
10025005-560010	EMPLOYER PAID BENEFITS	413,614	389,210	197,900	197,900	203,100
10025005-560012	EMPLOYER PAID DEFERRED COMP	-	7,568	51,800	51,800	53,100
10025005-560014	EMPLOYER PAID LTD/LIFE/AD&D	-	2,410	15,900	15,900	2,100
10025005-560016	EMPLOYER PAID WORKER'S COMP	-	11,934	98,400	98,400	116,000
10025005-560018	EMPLOYER PAID OREGON WBF	-	112	20,500	20,500	29,200
10025005-560020	PERS	-	392,885	853,400	853,400	872,500
10025005-600115	INSURANCE & BONDS	2,634	7,521	6,900	6,900	17,000
10025005-660200	CS: CENTRAL SERVICE	67,900	139,441	14,400	14,400	27,400
10025005-660210	CS: FINANCE	-	-	28,400	28,400	52,900
10025005-660211	CS: CITY MANAGER'S OFFICE	-	-	49,400	49,400	77,600
10025005-660212	CS: MAYOR & COUNCIL	-	-	5,700	5,700	7,800
10025005-660214	CS: HUMAN RESOURCES	-	-	35,500	35,500	81,000
10025005-660215	CS: LABOR RELATIONS	-	-	3,800	3,800	5,000
10025005-660225	CS: EMERGENCY MGMT/SAFETY	-	-	6,200	6,200	9,200
10025005-660500	CS: FLEXIBLE SPENDING ADMIN	121	136	-	-	100
10025005-660800	CS: IT EQUIPMENT REPLACEMENT	22,700	45,400	65,400	65,400	65,400
<b>TOTAL REQUIREMENTS</b>		<b>\$ 1,293,485</b>	<b>\$ 2,880,639</b>	<b>\$ 4,818,700</b>	<b>\$ 4,836,800</b>	<b>\$ 5,138,800</b>





# CITY OF ALBANY, OREGON

BIENNIUM 2023-2025

LINE ITEM SUMMARY

DEPARTMENT: FIRE

PROGRAM: 10025010 - FIRE EMERGENCY SERVICES

Account Number	Description	2018-19 Actual	2019-21 Actual	2021-23 Adopted	2021-23 Revised	2023-25 Adopted
<b>REQUIREMENTS</b>						
10025010-510010	WAGES & SALARIES	\$ 6,518,611	\$ 13,820,965	\$ 12,331,300	\$ 13,317,200	\$ 15,430,100
10025010-520010	TEMPORARY EMPLOYEES	21,332	219,635	531,100	531,100	-
10025010-530010	OVERTIME	1,201,616	2,137,803	1,560,000	1,783,700	2,360,200
10025010-540050	UNEMPLOYMENT CLAIMS	10,555	3,693	-	-	12,200
10025010-560001	EMPLOYER MEDICAL	279	345,930	534,500	534,500	4,134,900
10025010-560002	EMPLOYER MEDICAL FIRE	-	2,291,669	2,826,600	3,153,800	-
10025010-560005	EMPLOYER DENTAL	-	31,588	42,100	42,100	45,100
10025010-560008	EMPLOYER VISION	-	11,058	16,400	16,400	16,200
10025010-560010	EMPLOYER PAID BENEFITS	4,823,974	4,151,569	1,098,100	1,166,800	1,180,400
10025010-560012	EMPLOYER PAID DEFERRED COMP	-	69,842	258,000	275,900	274,100
10025010-560014	EMPLOYER PAID LTD/LIFE/AD&D	-	25,054	84,400	90,300	12,000
10025010-560016	EMPLOYER PAID WORKER'S COMP	-	128,535	526,100	560,200	626,100
10025010-560018	EMPLOYER PAID OREGON WBF	-	1,242	112,300	119,500	163,800
10025010-560020	PERS	-	3,915,989	4,728,600	5,024,800	4,863,500
10025010-560022	EMPLYR PAID OREGON PAID LEAVE	-	-	-	-	177,300
10025010-560030	HRA VEBA	1,000	142,461	40,000	40,000	36,000
10025010-600115	INSURANCE & BONDS	57,654	181,114	249,600	249,600	356,100
10025010-600400	CONTRACTUAL SERVICES	275,094	594,151	714,200	714,200	744,600
10025010-602300	SOFTWARE LICENSE FEES	16,153	41,746	43,600	43,600	52,900
10025010-602305	SOFTWARE MAINTENANCE AGREEMENT	15,864	71,753	80,200	80,200	58,500
10025010-610005	ADVERTISING & PUBLICATIONS	1,821	4,548	3,000	3,000	3,200
10025010-610030	BUILDING MATERIALS	35,949	75,841	126,000	126,000	157,500
10025010-610075	CREDIT CARD FEES	9,653	11,629	9,200	9,200	30,000
10025010-610120	DURABLE MEDICAL EQUIPMENT	-	35,257	35,000	35,000	45,000
10025010-610130	EDUCATION & TRAINING	81,502	86,146	120,000	120,000	165,000
10025010-610340	LICENSING & ACCREDITATION FEES	12,201	16,060	16,000	16,000	18,000
10025010-610400	MAPPING	-	-	9,600	9,600	9,900
10025010-610405	MATERIALS & SUPPLIES	69,209	51,077	82,000	82,000	76,900
10025010-610415	MEDICAL SUPPLIES	110,560	241,131	270,000	270,000	300,000
10025010-610420	MEETINGS & CONFERENCES	335	680	2,000	2,000	3,600
10025010-610425	MEMBERSHIPS & DUES	2,392	2,377	6,000	6,000	12,500
10025010-610430	MINOR EQUIPMENT	12,278	378	-	-	7,800
10025010-610525	PERSONAL AUTO REIMBURSEMENT	1,373	3,457	3,000	3,000	1,900
10025010-610530	PERSONAL PROTECTIVE EQUIPMENT	39,714	59,334	61,200	61,200	107,800
10025010-610540	POSTAGE & SHIPPING	1,469	1,155	1,000	1,000	1,500
10025010-610545	PRINTING & BINDING	1,197	3,313	4,000	4,000	4,000
10025010-610550	PROFESSIONAL PUBLICATIONS	-	-	-	-	1,300
10025010-610560	REIMBURSABLE MEALS	1,656	3,915	2,800	2,800	5,000
10025010-610750	UNIFORMS	70,414	69,556	50,000	50,000	76,000
10025010-610800	VEHICLE FUEL CHARGES	93,243	148,654	150,000	150,000	200,000
10025010-613600	COMMUNITY RISK REDUCTION	-	-	-	-	70,000
10025010-620000	FIRE EQUIPMENT	38,242	40,411	49,000	49,000	42,000
10025010-620030	HAZMAT EQUIPMENT	1,538	5,734	7,400	7,400	10,000
10025010-620080	TECHNICAL RESCUE EQUIPMENT	5,333	5,034	10,000	10,000	20,000
10025010-620090	WATER RESCUE EQUIPMENT	31,702	9,252	10,000	10,000	16,600
10025010-630000	ELECTRICITY	48,921	93,901	95,000	95,000	81,000
10025010-630005	NATURAL GAS	15,436	35,748	36,000	36,000	41,000
10025010-630010	TELEPHONE	39,981	63,456	71,000	71,000	45,000
10025010-630015	FIRE LINE	-	1,016	-	-	1,800
10025010-630400	WATER SERVICE	26,326	37,372	39,000	39,000	27,000
10025010-630405	SEWER SERVICE CHARGES	-	15,144	11,000	11,000	26,000
10025010-630410	STORMWATER SERVICE CHARGES	-	2,689	2,000	2,000	6,500
10025010-650010	MAINT: BREATHING AIR	12,079	17,248	19,000	19,000	45,300
10025010-650015	MAINT: COMMUNICATION EQUIPMENT	29,539	58,377	80,000	80,000	105,000
10025010-650020	MAINT: HOSE	14,129	17,116	20,000	20,000	64,000
10025010-650030	MAINT: MEDICAL EQUIPMENT	9,002	36,548	49,400	49,400	70,000
10025010-653600	MAINT: VEHICLE	273,736	739,615	616,000	616,000	700,000
10025010-655100	MAINT: BUILDING	45,465	29,481	20,000	20,000	75,000
10025010-660100	CS: BUILDING MAINTENANCE	78,100	148,565	284,700	284,700	347,200
10025010-660200	CS: CENTRAL SERVICE	500,000	1,398,289	149,200	149,200	240,700
10025010-660210	CS: FINANCE	-	-	477,100	477,100	637,900
10025010-660211	CS: CITY MANAGER'S OFFICE	-	-	517,200	517,200	682,500
10025010-660212	CS: MAYOR & COUNCIL	-	-	59,000	59,000	68,100
10025010-660214	CS: HUMAN RESOURCES	-	-	332,600	332,600	384,700
10025010-660215	CS: LABOR RELATIONS	-	-	33,200	33,200	22,900
10025010-660220	CS: CODE ENFORCEMENT	65	-	-	-	56,500



**CITY OF ALBANY, OREGON**

**BIENNIUM 2023-2025**

**LINE ITEM SUMMARY**

**DEPARTMENT: FIRE**

**PROGRAM: 10025010 - FIRE EMERGENCY SERVICES**

<b>Account Number</b>	<b>Description</b>	<b>2018-19 Actual</b>	<b>2019-21 Actual</b>	<b>2021-23 Adopted</b>	<b>2021-23 Revised</b>	<b>2023-25 Adopted</b>
10025010-660225	CS: EMERGENCY MGMT/SAFETY	-	-	64,600	64,600	81,300
10025010-660400	CS: EQUIPMENT REPLACEMENT	-	203,000	-	-	-
10025010-660500	CS: FLEXIBLE SPENDING ADMIN	1,530	2,716	2,200	2,200	2,300
10025010-660600	CS: GIS SYSTEM	34,700	59,165	58,800	58,800	64,400
10025010-660700	CS: INFORMATION TECHNOLOGY	233,400	568,418	408,200	408,200	679,800
10025010-660701	CS: PHONE SYSTEM REPLACE	-	-	1,800	1,800	1,800
10025010-660800	CS: IT EQUIPMENT REPLACEMENT	10,000	-	-	-	15,000
10025010-660900	CS: PERMIT TRACKING	-	-	-	-	6,400
10025010-662700	PW: CUSTOMER SERVICES	-	-	-	139,000	138,400
10025010-665400	PHYSICAL EXAMS & MEDICALS	11,183	21,479	24,000	24,000	15,000
10025010-670520	PROPERTY TAXES	-	5,226	-	-	-
10025010-700000	CAPITAL EQUIPMENT	8,830	158,096	-	-	22,000
<b>TOTAL REQUIREMENTS</b>		<b>\$ 14,956,270</b>	<b>\$ 32,773,401</b>	<b>\$ 30,275,300</b>	<b>\$ 32,381,100</b>	<b>\$ 36,684,000</b>



# CITY OF ALBANY, OREGON

BIENNIUM 2023-2025

LINE ITEM SUMMARY

DEPARTMENT: LIBRARY

PROGRAM: 10055001 - LIBRARY

Account Number	Description	2018-19 Actual	2019-21 Actual	2021-23 Adopted	2021-23 Revised	2023-25 Adopted
<b>REQUIREMENTS</b>						
10055001-510010	WAGES & SALARIES	\$ 1,198,784	\$ 2,466,532	\$ 2,630,400	\$ 2,774,400	\$ 2,900,000
10055001-530010	OVERTIME	300	3,034	1,000	1,000	1,000
10055001-540050	UNEMPLOYMENT CLAIMS	-	1,001	3,000	3,000	-
10055001-560001	EMPLOYER MEDICAL	16	503,599	755,100	755,100	850,000
10055001-560005	EMPLOYER DENTAL	-	35,669	53,500	53,500	62,500
10055001-560008	EMPLOYER VISION	-	15,788	23,000	23,000	26,000
10055001-560010	EMPLOYER PAID BENEFITS	787,396	600,913	200,800	348,300	222,000
10055001-560012	EMPLOYER PAID DEFERRED COMP	-	4,621	16,900	16,900	23,000
10055001-560014	EMPLOYER PAID LTD/LIFE/AD&D	-	5,788	29,400	29,400	5,100
10055001-560016	EMPLOYER PAID WORKER'S COMP	-	484	2,600	2,600	4,000
10055001-560018	EMPLOYER PAID OREGON WBF	-	223	20,700	20,700	33,000
10055001-560020	PERS	-	560,277	805,400	805,400	925,000
10055001-560030	HRA VEBA	-	141,065	65,200	65,200	75,000
10055001-600115	INSURANCE & BONDS	27,097	63,541	70,900	70,900	111,100
10055001-600400	CONTRACTUAL SERVICES	128,515	228,520	215,700	215,700	240,000
10055001-602300	SOFTWARE LICENSE FEES	31,000	47,189	48,000	48,000	40,000
10055001-610075	CREDIT CARD FEES	1,844	2,941	4,400	4,400	3,200
10055001-610130	EDUCATION & TRAINING	629	1,932	4,000	4,000	4,000
10055001-610335	LAUNDRY SERVICE	582	765	1,200	1,200	-
10055001-610405	MATERIALS & SUPPLIES	52,762	61,725	111,200	188,800	181,700
10055001-610420	MEETINGS & CONFERENCES	286	1,290	4,400	4,400	6,500
10055001-610425	MEMBERSHIPS & DUES	1,189	1,854	3,000	3,000	3,000
10055001-610430	MINOR EQUIPMENT	-	1,333	4,000	4,000	4,000
10055001-610525	PERSONAL AUTO REIMBURSEMENT	432	653	1,000	1,000	2,000
10055001-610540	POSTAGE & SHIPPING	3,727	4,896	6,000	6,000	4,000
10055001-610545	PRINTING & BINDING	1,145	304	2,000	2,000	-
10055001-613510	CATALOGUING: LIBRARY	27,675	54,999	48,000	48,000	55,000
10055001-630000	ELECTRICITY	51,095	100,146	96,000	96,000	96,000
10055001-630005	NATURAL GAS	4,558	6,349	10,000	10,000	10,000
10055001-630010	TELEPHONE	6,212	12,503	11,800	11,800	11,800
10055001-630200	ALARM LINE FEES	3,407	6,368	6,000	6,000	8,200
10055001-630400	WATER SERVICE	5,902	8,141	14,000	14,000	14,000
10055001-630405	SEWER SERVICE CHARGES	3,197	5,445	5,000	5,000	2,400
10055001-660100	CS: BUILDING MAINTENANCE	196,600	373,476	289,900	289,900	295,600
10055001-660200	CS: CENTRAL SERVICE	161,100	331,645	29,400	29,400	43,600
10055001-660210	CS: FINANCE	-	-	130,300	130,300	152,700
10055001-660211	CS: CITY MANAGER'S OFFICE	-	-	101,700	101,700	123,600
10055001-660212	CS: MAYOR & COUNCIL	-	-	11,700	11,700	12,400
10055001-660214	CS: HUMAN RESOURCES	-	-	93,100	93,100	110,000
10055001-660215	CS: LABOR RELATIONS	-	-	9,400	9,400	7,600
10055001-660225	CS: EMERGENCY MGMT/SAFETY	-	-	12,800	12,800	14,700
10055001-660500	CS: FLEXIBLE SPENDING ADMIN	435	764	1,600	1,600	-
10055001-660600	CS: GIS SYSTEM	5,800	9,932	9,800	9,800	10,700
10055001-660700	CS: INFORMATION TECHNOLOGY	80,100	174,315	176,100	176,100	254,900
10055001-660701	CS: PHONE SYSTEM REPLACE	-	-	1,000	1,000	1,000
10055001-660800	CS: IT EQUIPMENT REPLACEMENT	12,100	-	5,000	5,000	-
10055001-662700	PW: CUSTOMER SERVICES	-	-	-	25,000	26,500
<b>TOTAL REQUIREMENTS</b>		<b>\$ 2,924,407</b>	<b>\$ 5,908,787</b>	<b>\$ 6,145,400</b>	<b>\$ 6,539,500</b>	<b>\$ 7,035,900</b>



**CITY OF ALBANY, OREGON**

**BIENNIUM 2023-2025**

LINE ITEM SUMMARY

DEPARTMENT: COUNCIL & CITY MANAGER

PROGRAM: 10111021 - ABATEMENT

Account Number	Description	2018-19 Actual	2019-21 Actual	2021-23 Adopted	2021-23 Revised	2023-25 Adopted
<b>RESOURCES</b>						
10111021-469005	PROPERTY MAINT FEE PRINCIPAL	\$ -	\$ -	\$ -	\$ -	19,800
10111021-469010	PROPERTY MAINT FEE INTEREST	-	-	-	-	1,400
10111021-470310	DERELICT STRUCTURE FEE	-	-	-	-	37,600
10111021-470315	DERELICT STRUCTURE INTEREST	-	-	-	-	600
10111021-499050	BEGINNING BALANCE	-	-	-	-	125,000
<b>TOTAL RESOURCES</b>		<b>\$ -</b>	<b>\$ -</b>	<b>\$ -</b>	<b>\$ -</b>	<b>184,400</b>
<b>REQUIREMENTS</b>						
10111021-670065	CODE ENFORCEMENT	\$ -	\$ -	\$ -	\$ -	60,000
10111021-690000	RESERVE: OPERATING	-	-	-	-	124,400
<b>TOTAL REQUIREMENTS</b>		<b>\$ -</b>	<b>\$ -</b>	<b>\$ -</b>	<b>\$ -</b>	<b>184,400</b>
<b>RESOURCES LESS REQUIREMENTS</b>		<b>\$ -</b>	<b>\$ -</b>	<b>\$ -</b>	<b>\$ -</b>	<b>-</b>



# Parks & Recreation Fund

---

The Parks & Recreation Fund is used to account for revenues and expenditures associated with management of the City's Parks and Recreation department.

## Revenues

Revenues for these operations are generated through program/facility user fees, sponsorships, donations, grants, Transient Lodging Tax, and property taxes.

## Expenses

Expenses include personnel, materials and services, and contractual services that are needed to maintain park operations, recreation programs and facilities.

This year, funds have been dedicated to completing an ADA Transition Plan as identified in the 2021 Parks Master Plan and to complete necessary maintenance projects that should no longer be deferred.

## Opportunities/Challenges

The next two years provide a unique opportunity for the department to reinvent and stabilize after the COVID-19 pandemic. Programmatic and maintenance modifications are in place to help bridge the financial situation, but those cuts are not sustainable should an additional funding source not be identified. As a result, there may be a continued drop-in service (i.e. facility hours, program offerings, beautification) as costs rise.



**CITY OF ALBANY, OREGON**  
**BIENNIUM 2023-2025**

FUND SUMMARY

FUND: PARKS & RECREATION FUND

Description	2018-19 Actual	2019-21 Actual	2021-23 Adopted	2021-23 Revised	2023-25 Proposed	2023-25 Approved	2023-25 Adopted
<b>RESOURCES</b>							
BEGINNING BALANCE	\$ 2,898,784	\$ 3,426,514	\$ 4,554,400	\$ 4,625,300	\$ 10,525,900	\$ 10,525,900	\$ 10,525,900
PROPERTY TAXES	5,064,067	10,472,543	11,159,800	11,159,800	12,200,000	12,200,000	12,200,000
LICENSES & FEES	570,312	932,275	413,000	1,489,700	1,465,800	1,465,800	1,465,800
INTERGOVERNMENTAL	7,800	75,458	15,600	15,600	15,600	15,600	15,600
CHARGES FOR SERVICES	1,027,187	1,146,488	1,099,600	1,229,601	1,593,300	1,593,300	1,593,300
OTHER RESOURCES	434,749	538,126	456,000	456,001	714,500	714,500	714,500
INVESTMENT EARNINGS	138,924	193,763	65,000	65,000	45,000	45,000	45,000
TRANSFERS IN	575,141	747,000	826,100	928,400	732,000	732,000	732,000
INTRAFUND TRANSFERS	-	517,900	1,235,000	1,305,900	3,115,500	3,115,500	3,115,500
<b>TOTAL RESOURCES</b>	<b>\$ 10,716,964</b>	<b>\$ 18,050,067</b>	<b>\$ 19,824,500</b>	<b>\$ 21,275,302</b>	<b>\$ 30,407,600</b>	<b>\$ 30,407,600</b>	<b>\$ 30,407,600</b>
<b>REQUIREMENTS</b>							
PARK & RECREATION ADMIN	\$ 1,453,681	\$ 2,584,044	\$ 4,681,300	\$ 4,767,700	\$ 4,683,300	\$ 4,683,300	\$ 4,683,300
RESOURCE DEV MARKETING SVCS	271,027	271,383	531,900	531,900	551,900	551,900	551,900
PERFORMANCE & CULTURAL ARTS	617,087	623,813	1,433,100	1,610,100	1,918,600	1,918,600	1,918,600
FAMILY RECREATION	366,458	647,684	526,100	656,100	837,800	837,800	837,800
ADULT RECREATION SERVICES	555,762	729,811	1,280,200	1,280,200	1,009,500	1,009,500	1,009,500
SPORTS SERVICES	311,002	-	-	-	-	-	-
AQUATIC SERVICES	843,692	1,373,924	1,878,700	1,878,700	2,638,600	2,638,600	2,638,600
PARK MAINTENANCE SERVICES	1,678,190	4,151,858	5,041,400	5,957,000	8,452,300	8,452,300	8,452,300
PARK FAC REPAIR & CONSTRUCTION	628,910	469,050	-	-	-	-	-
PARK SDC PROJECTS	300,592	453,705	1,631,800	1,631,800	2,004,400	2,004,400	2,004,400
SENIOR CENTER FOUNDATION	12,773	25,108	-	-	-	-	-
PARKS CAPITAL IMPROVEMENT PROG	125,641	338,447	1,410,000	1,480,900	3,120,600	3,120,600	3,120,600
INTRAFUND TRANSFERS	-	517,900	1,235,000	1,305,900	3,115,500	3,115,500	3,115,500
TRANSFERS OUT	125,641	385,797	175,000	175,000	-	-	-
CONTINGENCIES	-	-	-	-	2,075,100	2,075,100	2,075,100
	<b>\$ 7,290,456</b>	<b>\$ 12,572,524</b>	<b>\$ 19,824,500</b>	<b>\$ 21,275,300</b>	<b>\$ 30,407,600</b>	<b>\$ 30,407,600</b>	<b>\$ 30,407,600</b>
<b>RESOURCES LESS REQUIREMENTS</b>	<b>\$ 3,426,508</b>	<b>\$ 5,477,543</b>	<b>\$ -</b>	<b>\$ 2</b>	<b>\$ -</b>	<b>\$ -</b>	<b>\$ -</b>



# CITY OF ALBANY, OREGON

BIENNIUM 2023-2025

LINE ITEM SUMMARY

DEPARTMENT: PARKS & RECREATION

PROGRAM: 20250000 - REVENUES

Account Number	Description	2018-19 Actual	2019-21 Actual	2021-23 Adopted	2021-23 Revised	2023-25 Adopted
<b>RESOURCES</b>						
20250000-400500	PROPERTY TAXES - CURRENT	\$ 4,876,628	\$ 10,285,523	\$ 10,973,600	\$ 10,973,600	\$ 12,000,000
20250000-400510	PROPERTY TAXES - DELINQUENT	187,439	187,020	186,200	186,200	200,000
20250000-410000	ALBANY CITY SERVICES FEE	-	-	-	1,076,700	1,052,800
20250000-414200	STREET TREE DEVELOPMENT FEES	27,250	54,050	10,000	10,000	10,000
20250000-420060	FEMA GRANT	-	55,945	-	-	-
20250000-424010	STATE MARINE BOARD	7,800	15,600	15,600	15,600	15,600
20250000-430000	CHARGES FOR SERVICES	15,000	34,600	40,000	40,000	45,000
20250000-430100	AGRICULTURE LEASE PAYMENTS	3,203	5,299	6,400	6,400	6,400
20250000-431000	CYF RECREATION FEES	34,967	65,445	80,000	210,000	193,000
20250000-431010	ADULT RECREATION FEES	43,443	55,882	95,000	95,000	80,000
20250000-431020	ALBANY GEMS	13,712	24,195	34,000	34,000	47,000
20250000-431025	SPORTS PROGRAM FEES	98,569	68,991	-	-	-
20250000-431035	TOURNAMENT RENTAL FEES	7,970	10,900	8,000	8,000	11,700
20250000-431040	CONCESSION SALES - SPORTS	-	4,574	-	-	-
20250000-431045	PARK PERMITS	27,228	19,550	18,000	18,000	55,000
20250000-431050	PUBLIC ARTS	436	181	200	200	200
20250000-431055	COMMUNITY GARDEN REVENUES	410	790	-	-	1,000
20250000-431060	TROLLEY RENTAL CHARGES	760	460	1,000	1,000	3,000
20250000-431065	BROCHURE ADVERTISING REVENUE	750	480	2,000	2,000	24,000
20250000-431200	MAPLE LAWN PRESCHOOL FEES	93,922	81,039	-	-	-
20250000-431205	PRESCHOOL MATERIAL/SERVICE FEE	3,095	3,510	-	-	-
20250000-431210	SENIOR CENTER RENTAL FEES	19,590	22,167	15,000	15,000	27,000
20250000-431220	SENIOR PROGRAM FEES	7,155	4,145	15,000	15,000	6,000
20250000-431225	SENIOR NEWSLETTER	7,371	3,386	6,500	6,500	1,000
20250000-431230	TRIP REVENUE	101,114	33,741	55,000	55,000	85,000
20250000-431235	SPECIAL EVENTS	-	195	15,000	15,000	10,000
20250000-432000	RIVER RHYTHMS FOOD FAIRE	14,200	10,640	15,000	15,000	18,000
20250000-432005	RIVER RHYTHMS SOUVENIR SALES	(600)	2,199	2,200	2,200	1,200
20250000-432010	SUMMER SOUNDS - FOOD VENDORS	2,617	2,527	3,000	3,000	3,000
20250000-432015	FESTIVAL LATINO FOOD VENDORS	150	-	-	-	-
20250000-432020	FESTIVAL LATINO RESOURCE FAIR	630	-	-	-	-
20250000-432100	NWAAF FEES	10,768	8,264	16,500	16,500	22,400
20250000-432105	NWAAF FOOD VENDORS	14,965	10,050	18,500	18,500	15,800
20250000-432110	NWAAF SOUVENIR SALES	3,225	3,527	2,700	2,700	2,200
20250000-432115	NWAAF PARKING	26,394	42,381	25,000	25,000	82,000
20250000-432220	HOT AIR BALLOON RIDES	10,790	7,850	13,000	13,000	20,000
20250000-432300	SWIMMING POOL RECEIPTS	102,834	99,931	141,000	141,000	200,000
20250000-432305	CONCESSION SALES - AQUATIC	11,171	3,124	2,500	2,500	2,000
20250000-432306	CONCESSION SALES - COOL!	1,011	7,249	8,000	8,000	9,000
20250000-432310	MERCHANDISE SALES - AQUATICS	2,332	663	900	900	400
20250000-432311	MERCHANDISE SALES - COOL!	315	2,046	2,200	2,200	2,000
20250000-432315	ACP SWIMMING POOL RECEIPTS	142,965	208,268	190,000	190,000	300,000
20250000-432320	ACP FACILITY RENTAL FEES	35,879	24,635	20,000	20,000	50,000
20250000-432325	COOL! FACILITY RENTAL FEES	15,075	10,088	12,000	12,000	20,000
20250000-432330	WAVERLY BOAT REVENUES	8,021	17,575	26,000	26,000	10,000
20250000-432400	PARK MAINTENCE REVENUE	14,031	36,723	10,000	10,000	10,000
20250000-436405	SDC ADMINISTRATIVE CHARGES	120,000	200,000	200,000	200,000	230,000
20250000-460000	DONATIONS & SPONSORSHIPS	5,485	4,621	2,500	2,500	5,000
20250000-462000	DONATIONS: RIVER RHYTHMS	17,631	15,797	18,000	18,000	18,000
20250000-462002	DONATIONS: FUN IN THE PARK	-	-	-	-	200
20250000-462005	DONATIONS: NWAAF	6,789	6,999	11,500	11,500	14,300
20250000-462015	DONATIONS: SUMMER SOUNDS	4,486	4,324	7,000	7,000	6,000
20250000-462020	DONATIONS: AQUATICS	70,000	174,500	100,000	100,000	135,000
20250000-462021	DONATIONS: CYF	-	3,594	2,000	2,000	2,000
20250000-462035	AQUATICS FUNDRAISING	240	1,590	-	-	-
20250000-466000	SPONSORS: SUMMER SOUNDS	17,458	12,125	22,000	22,000	45,000
20250000-466002	SPONSORS: FUN IN THE PARK	-	-	-	-	18,000
20250000-466005	SPONSORS: FESTIVAL LATINO	500	-	-	-	-
20250000-466010	SPONSORS: RIVER RHYTHMS	96,530	80,508	102,000	102,000	180,000
20250000-466015	SPONSORS: NWAAF	99,766	87,937	100,000	100,000	193,000
20250000-466017	SPONSORS: SPECIAL EVENTS	-	-	15,000	15,000	10,000
20250000-466020	SPONSORS: CPAS	833	-	-	-	-
20250000-466025	SPONSORS: CYF	21,402	10,818	21,000	21,000	16,000
20250000-466030	SPONSORS: SENIOR CENTER	8,708	5,250	6,000	6,000	12,000
20250000-466035	SPONSORS: AQUATICS	12,333	3,500	9,000	9,000	2,000
20250000-466037	SPONSORS: WAVERLY BOATS	71	-	-	-	10,000



**CITY OF ALBANY, OREGON**

**BIENNIUM 2023-2025**

LINE ITEM SUMMARY

**DEPARTMENT: PARKS & RECREATION**

**PROGRAM: 20250000 - REVENUES**

<b>Account Number</b>	<b>Description</b>	<b>2018-19 Actual</b>	<b>2019-21 Actual</b>	<b>2021-23 Adopted</b>	<b>2021-23 Revised</b>	<b>2023-25 Adopted</b>
20250000-466040	SPONSORS: ADULT REC & FITNESS	-	575	-	-	-
20250000-466045	SPONSORS: SPORTS	5,954	7,500	-	-	-
20250000-466050	SPONSORS: CAMPS	-	-	-	-	3,000
20250000-469015	MISCELLANEOUS REVENUE	59,768	47,285	40,000	40,000	45,000
20250000-469020	OVER & SHORT	(2)	(12)	-	-	-
20250000-469100	SALE OF LAND/BUILDING	-	68,203	-	-	-
20250000-480100	INTEREST	87,431	81,449	30,000	30,000	30,000
20250000-480900	INTEREST: FAIR MARKET VALUE	-	18,205	-	-	-
20250000-491000	FROM: GENERAL FUND	187,200	389,600	223,700	223,700	225,400
20250000-492110	FROM: ECONOMIC DEVELOPMENT	-	-	-	95,000	-
20250000-492112	FROM: TRANSIENT LODGING TAX	182,300	135,300	267,400	274,700	346,600
20250000-492170	FROM: EQUIPMENT REPLACEMENT	-	30,000	-	-	-
20250000-492500	FROM: STREET FUND	80,000	160,000	160,000	160,000	160,000
20250000-499050	BEGINNING BALANCE	813,036	1,166,630	2,125,600	2,125,600	7,848,900
<b>TOTAL RESOURCES</b>		<b>\$ 7,892,433</b>	<b>\$ 14,251,706</b>	<b>\$ 15,547,700</b>	<b>\$ 16,856,700</b>	<b>\$ 24,197,100</b>





**CITY OF ALBANY, OREGON**  
**BIENNIUM 2023-2025**

LINE ITEM SUMMARY  
 DEPARTMENT: PARKS & RECREATION  
 PROGRAM: 20250001 - PARK & RECREATION ADMIN

Account Number	Description	2018-19	2019-21	2021-23	2021-23	2023-25
		Actual	Actual	Adopted	Revised	Adopted
<b>REQUIREMENTS</b>						
20250001-510010	WAGES & SALARIES	\$ 295,131	\$ 466,925	\$ 563,000	\$ 563,000	\$ 654,600
20250001-520010	TEMPORARY EMPLOYEES	2,748	8,265	30,000	30,000	40,000
20250001-530010	OVERTIME	2,653	5,107	2,000	2,000	2,000
20250001-540050	UNEMPLOYMENT CLAIMS	-	9,033	40,000	40,000	30,000
20250001-560001	EMPLOYER MEDICAL	-	108,308	177,600	177,600	202,900
20250001-560005	EMPLOYER DENTAL	-	7,663	13,100	13,100	14,900
20250001-560008	EMPLOYER VISION	-	3,269	5,400	5,400	5,600
20250001-560010	EMPLOYER PAID BENEFITS	187,429	113,723	43,200	43,200	50,100
20250001-560012	EMPLOYER PAID DEFERRED COMP	-	2,586	9,900	9,900	11,800
20250001-560014	EMPLOYER PAID LTD/LIFE/AD&D	-	1,225	5,200	5,200	1,000
20250001-560016	EMPLOYER PAID WORKER'S COMP	-	899	4,800	4,800	5,800
20250001-560018	EMPLOYER PAID OREGON WBF	-	42	4,500	4,501	7,200
20250001-560020	PERS	-	118,534	185,900	185,900	216,000
20250001-560022	EMPLYR PAID OREGON PAID LEAVE	-	-	-	-	7,500
20250001-560030	HRA VEBA	28,775	21,000	13,800	13,800	14,000
20250001-600115	INSURANCE & BONDS	39,594	100,984	106,400	106,400	212,600
20250001-600400	CONTRACTUAL SERVICES	7,102	4,447	135,000	135,000	110,000
20250001-600430	CONTRACTUAL: MANPOWER	36,188	54,040	65,500	65,500	65,000
20250001-602300	SOFTWARE LICENSE FEES	1,254	8,495	9,000	9,000	14,000
20250001-603600	COMMUNITY AFTER SCHOOL PROGRAM	23,900	23,900	47,800	47,800	47,800
20250001-603605	ALBANY BOYS & GIRLS CLUB	55,100	27,600	-	-	-
20250001-603610	YMCA	27,800	11,400	-	-	-
20250001-603640	GAPS: DEERFIELD PARK	50,000	50,000	100,000	100,000	-
20250001-610005	ADVERTISING & PUBLICATIONS	2,808	2,511	3,000	3,000	4,000
20250001-610075	CREDIT CARD FEES	27,990	41,786	55,600	55,600	70,000
20250001-610100	DUPLICATION & FAX	10,556	13,414	24,000	24,000	24,000
20250001-610130	EDUCATION & TRAINING	9,454	9,177	30,000	30,000	20,000
20250001-610405	MATERIALS & SUPPLIES	7,809	28,620	30,000	30,000	22,000
20250001-610420	MEETINGS & CONFERENCES	12,505	4,855	30,000	29,999	30,000
20250001-610425	MEMBERSHIPS & DUES	4,649	7,442	9,000	9,000	9,000
20250001-610430	MINOR EQUIPMENT	-	123	-	6,200	5,000
20250001-610520	PERMITS	1,562	1,264	2,600	2,600	3,000
20250001-610525	PERSONAL AUTO REIMBURSEMENT	3,789	208	1,000	1,000	1,000
20250001-610540	POSTAGE & SHIPPING	10	264	400	400	400
20250001-610545	PRINTING & BINDING	(3,783)	136	1,000	1,000	1,000
20250001-610600	SCHOLARSHIPS	-	31	-	-	40,000
20250001-610615	SOFTWARE	12,693	33,069	43,000	43,000	30,000
20250001-610800	VEHICLE FUEL CHARGES	2,823	1,770	3,000	3,000	3,000
20250001-630010	TELEPHONE	13,445	26,667	16,000	15,999	20,000
20250001-653400	MAINT: TROLLEY	1,812	1,087	4,000	4,000	10,000
20250001-653600	MAINT: VEHICLE	547	1,382	6,000	6,000	12,000
20250001-655100	MAINT: BUILDING	2,197	8,764	20,000	20,001	45,000
20250001-660100	CS: BUILDING MAINTENANCE	114,800	218,186	243,200	243,200	257,300
20250001-660200	CS: CENTRAL SERVICE	268,500	590,475	49,800	49,800	93,700
20250001-660210	CS: FINANCE	-	-	266,100	266,100	370,000
20250001-660211	CS: CITY MANAGER'S OFFICE	-	-	173,500	173,500	265,400
20250001-660212	CS: MAYOR & COUNCIL	-	-	20,000	20,000	26,700
20250001-660214	CS: HUMAN RESOURCES	-	-	238,000	238,000	303,200
20250001-660215	CS: LABOR RELATIONS	-	-	8,100	8,100	7,800
20250001-660220	CS: CODE ENFORCEMENT	-	-	17,100	17,100	28,300
20250001-660225	CS: EMERGENCY MGMT/SAFETY	-	-	28,000	28,000	38,100
20250001-660300	CS: CITY HALL RENTAL	30,900	66,800	39,000	39,000	27,900
20250001-660400	CS: EQUIPMENT REPLACEMENT	-	30,000	20,000	20,000	100,000
20250001-660500	CS: FLEXIBLE SPENDING ADMIN	126	314	400	400	400
20250001-660700	CS: INFORMATION TECHNOLOGY	169,300	335,177	352,200	352,200	378,500
20250001-660701	CS: PHONE SYSTEM REPLACE	-	-	1,800	1,800	1,800
20250001-660800	CS: IT EQUIPMENT REPLACEMENT	1,300	12,600	20,000	20,000	20,000
20250001-662700	PW: CUSTOMER SERVICES	-	-	-	74,900	80,000
20250001-670525	PUBLIC ART EXPENDITURES	215	477	1,000	1,000	1,000
20250001-690000	RESERVE: OPERATING	-	-	785,900	791,200	-
20250001-690525	RESERVE: PUBLIC ART	-	-	1,000	1,000	1,000
20250001-700565	ADA ASSESSMENTS & CONSTRUCTION	-	-	575,500	575,500	600,000
20250001-790096	CAPITALIZED IT SUBSCRIPTIONS	-	-	-	-	20,000
20250001-909050	INTRAFUND TO: CAPITAL	-	-	-	-	2,030,000
20250001-912030	TO: GRANTS FUND	-	2,280	-	-	-
20250001-915001	TO: 2004 REVENUE DEBT SERVICE	73	-	351,417	-	-



# CITY OF ALBANY, OREGON

BIENNIUM 2023-2025

LINE ITEM SUMMARY

DEPARTMENT: PARKS & RECREATION

PROGRAM: 20250001 - PARK & RECREATION ADMIN

Account Number	Description	2018-19 Actual	2019-21 Actual	2021-23 Adopted	2021-23 Revised	2023-25 Adopted
20250001-915002	TO: PARKS CAPITAL IMP PROJECTS	-	-	175,000	175,000	-
20250001-990000	CONTINGENCIES	-	-	-	-	2,075,100
<b>TOTAL REQUIREMENTS</b>		<b>\$ 1,453,681</b>	<b>\$ 2,937,741</b>	<b>\$ 4,856,300</b>	<b>\$ 4,942,700</b>	<b>\$ 8,788,400</b>



**CITY OF ALBANY, OREGON**

**BIENNIUM 2023-2025**

**LINE ITEM SUMMARY**

**DEPARTMENT: PARKS & RECREATION**

**PROGRAM: 20250005 - RESOURCE DEV MARKETING SVCS**

<b>Account Number</b>	<b>Description</b>	<b>2018-19 Actual</b>	<b>2019-21 Actual</b>	<b>2021-23 Adopted</b>	<b>2021-23 Revised</b>	<b>2023-25 Adopted</b>
<b>REQUIREMENTS</b>						
20250005-510010	WAGES & SALARIES	\$ 132,816	\$ 99,866	\$ 152,100	\$ 152,100	\$ 161,400
20250005-530010	OVERTIME	665	-	2,000	2,000	1,000
20250005-560001	EMPLOYER MEDICAL	-	24,763	43,200	43,200	48,800
20250005-560005	EMPLOYER DENTAL	-	1,694	3,200	3,200	3,400
20250005-560008	EMPLOYER VISION	-	687	1,300	1,300	1,200
20250005-560010	EMPLOYER PAID BENEFITS	77,442	23,037	11,700	11,700	12,400
20250005-560012	EMPLOYER PAID DEFERRED COMP	-	201	800	800	800
20250005-560014	EMPLOYER PAID LTD/LIFE/AD&D	-	292	1,200	1,200	200
20250005-560016	EMPLOYER PAID WORKER'S COMP	-	20	200	200	200
20250005-560018	EMPLOYER PAID OREGON WBF	-	11	1,300	1,300	1,800
20250005-560020	PERS	-	28,319	50,300	50,300	52,200
20250005-560030	HRA VEBA	-	9,000	4,000	4,000	4,000
20250005-600400	CONTRACTUAL SERVICES	800	1,000	5,500	5,500	6,000
20250005-610005	ADVERTISING & PUBLICATIONS	11,408	41,871	110,000	110,000	110,000
20250005-610405	MATERIALS & SUPPLIES	4,793	1,375	10,000	10,000	10,000
20250005-610525	PERSONAL AUTO REIMBURSEMENT	346	222	900	900	1,400
20250005-610540	POSTAGE & SHIPPING	18,861	21,053	60,000	60,000	60,000
20250005-610545	PRINTING & BINDING	22,102	16,347	70,000	70,000	70,000
20250005-622060	SPONSOR DEVELOPMENT	1,668	1,493	4,000	4,000	5,000
20250005-660500	CS: FLEXIBLE SPENDING ADMIN	126	115	200	200	200
<b>TOTAL REQUIREMENTS</b>		<b>\$ 271,027</b>	<b>\$ 271,383</b>	<b>\$ 531,900</b>	<b>\$ 531,900</b>	<b>\$ 551,900</b>



# CITY OF ALBANY, OREGON

BIENNIUM 2023-2025

LINE ITEM SUMMARY

DEPARTMENT: PARKS & RECREATION

PROGRAM: 20250010 - PERFORMANCE & CULTURAL ARTS

Account Number	Description	2018-19 Actual	2019-21 Actual	2021-23 Adopted	2021-23 Revised	2023-25 Adopted
<b>REQUIREMENTS</b>						
20250010-510010	WAGES & SALARIES	\$ -	\$ 61,472	\$ 81,800	\$ 81,801	\$ 110,800
20250010-520010	TEMPORARY EMPLOYEES	571	702	10,000	10,000	10,000
20250010-530010	OVERTIME	-	411	1,000	1,000	1,000
20250010-560001	EMPLOYER MEDICAL	-	13,939	22,200	22,200	31,700
20250010-560005	EMPLOYER DENTAL	-	825	1,500	1,500	2,000
20250010-560008	EMPLOYER VISION	-	390	700	700	800
20250010-560010	EMPLOYER PAID BENEFITS	179	18,291	6,400	6,400	8,500
20250010-560012	EMPLOYER PAID DEFERRED COMP	-	103	600	600	900
20250010-560014	EMPLOYER PAID LTD/LIFE/AD&D	-	150	800	800	200
20250010-560016	EMPLOYER PAID WORKER'S COMP	-	73	400	400	900
20250010-560018	EMPLOYER PAID OREGON WBF	-	6	800	800	1,200
20250010-560020	PERS	-	17,514	27,100	27,100	35,700
20250010-560030	HRA VEBA	-	1,503	2,200	2,200	2,600
20250010-600400	CONTRACTUAL SERVICES	61,532	42,779	98,100	198,100	107,000
20250010-600405	CONTRACTUAL: BOOKING AGENT	17,500	30,000	44,500	44,500	50,200
20250010-600410	CONTRACTUAL: PERFORMERS	276,700	248,146	500,000	500,000	664,400
20250010-600415	CONTRACTUAL: PRINT FRAMING	7,304	2,729	10,500	10,500	15,000
20250010-600420	CONTRACTUAL: SOUND	41,338	36,538	85,000	85,000	112,000
20250010-600425	CONTRACTUAL: TECHNICIANS	-	-	4,000	4,000	43,000
20250010-600430	CONTRACTUAL: MANPOWER	6,552	2,000	110,000	110,000	132,000
20250010-600435	CONTRACTUAL: MISCELLANEOUS	25,514	17,632	1,000	1,000	2,200
20250010-600445	CONTRACTUAL: TRASH/PORT-A-POTS	12,934	13,941	29,900	29,900	33,000
20250010-600450	CONTRACTUAL: SECURITY	16,208	14,909	48,000	48,000	82,000
20250010-600455	CONTRACTUAL: BALLOONIST	25,335	20,630	56,000	56,000	30,000
20250010-610135	EQUIPMENT RENTAL: PRIVATE	12,451	9,517	33,000	108,000	85,000
20250010-610161	SPECIAL EVENTS MAT & SUPP	-	-	22,000	22,000	25,500
20250010-610405	MATERIALS & SUPPLIES	45,138	33,952	103,000	105,000	121,000
20250010-610525	PERSONAL AUTO REIMBURSEMENT	231	195	1,800	1,800	1,800
20250010-610540	POSTAGE & SHIPPING	5,586	11,443	21,000	21,000	28,000
20250010-610545	PRINTING & BINDING	6,760	400	6,000	6,000	6,000
20250010-610605	SIGNAGE	319	14,007	40,000	40,000	52,000
20250010-610620	SOUVENIR EXPENSES	1,786	-	4,000	4,000	5,500
20250010-622020	FOOD SUPPLIES	3,925	53	8,000	8,000	8,600
20250010-630000	ELECTRICITY	248	487	-	-	400
20250010-660500	CS: FLEXIBLE SPENDING ADMIN	-	65	200	200	200
20250010-665000	LICENSES & FEES	2,728	4,436	5,400	5,400	6,200
20250010-690000	RESERVE: OPERATING	-	-	46,200	46,200	100,000
<b>TOTAL REQUIREMENTS</b>		<b>\$ 617,087</b>	<b>\$ 623,813</b>	<b>\$ 1,433,100</b>	<b>\$ 1,610,101</b>	<b>\$ 1,918,600</b>



**CITY OF ALBANY, OREGON**  
**BIENNIUM 2023-2025**

LINE ITEM SUMMARY  
**DEPARTMENT: PARKS & RECREATION**  
**PROGRAM: 20250015 - FAMILY RECREATION**

Account Number	Description	2018-19 Actual	2019-21 Actual	2021-23 Adopted	2021-23 Revised	2023-25 Adopted
<b>REQUIREMENTS</b>						
20250015-510010	WAGES & SALARIES	\$ 177,258	\$ 289,595	\$ 168,900	\$ 168,900	\$ 256,200
20250015-520010	TEMPORARY EMPLOYEES	1,852	701	-	-	-
20250015-530010	OVERTIME	326	160	1,000	1,000	500
20250015-540050	UNEMPLOYMENT CLAIMS	1,912	-	-	-	-
20250015-560001	EMPLOYER MEDICAL	-	53,352	49,300	49,300	99,900
20250015-560005	EMPLOYER DENTAL	-	5,658	3,200	3,200	6,400
20250015-560008	EMPLOYER VISION	-	1,478	1,500	1,500	2,700
20250015-560010	EMPLOYER PAID BENEFITS	109,798	91,963	13,000	13,000	19,600
20250015-560012	EMPLOYER PAID DEFERRED COMP	-	221	600	600	2,200
20250015-560014	EMPLOYER PAID LTD/LIFE/AD&D	-	464	1,400	1,400	400
20250015-560016	EMPLOYER PAID WORKER'S COMP	-	1,426	5,400	5,400	6,100
20250015-560018	EMPLOYER PAID OREGON WBF	-	17	1,400	1,400	2,800
20250015-560020	PERS	-	57,032	55,800	55,800	81,500
20250015-560022	EMPLYR PAID OREGON PAID LEAVE	-	-	-	-	3,000
20250015-560030	HRA VEBA	-	12,751	4,600	4,600	6,800
20250015-600400	CONTRACTUAL SERVICES	5,101	5,028	11,500	11,500	12,500
20250015-600430	CONTRACTUAL: MANPOWER	39,750	82,540	105,000	195,000	180,000
20250015-602105	FACILITIES RENTAL/LEASE	1,329	-	4,000	4,000	4,000
20250015-610005	ADVERTISING & PUBLICATIONS	5,057	267	-	-	-
20250015-610160	FESTIVAL LATINO MAT & SUPP	39	5,000	-	-	-
20250015-610405	MATERIALS & SUPPLIES	7,212	20,913	16,000	41,000	23,000
20250015-610420	MEETINGS & CONFERENCES	5	-	-	-	-
20250015-610435	CUSTODIAL SUPPLIES-MAPLE LAWN	-	-	-	-	4,000
20250015-610525	PERSONAL AUTO REIMBURSEMENT	57	172	200	200	400
20250015-610540	POSTAGE & SHIPPING	5	16	200	200	200
20250015-610545	PRINTING & BINDING	4,947	1,499	600	600	200
20250015-622010	FESTIVAL LATINO MANPOWER	300	-	-	-	-
20250015-622025	GEMS MANPOWER	11,228	17,012	23,800	23,800	32,900
20250015-655700	MAINT: MAPLE LAWN	-	-	-	-	20,000
20250015-660500	CS: FLEXIBLE SPENDING ADMIN	107	239	200	200	200
20250015-665000	LICENSES & FEES	175	180	-	-	200
20250015-690000	RESERVE: OPERATING	-	-	58,500	73,500	72,100
<b>TOTAL REQUIREMENTS</b>		<b>\$ 366,458</b>	<b>\$ 647,684</b>	<b>\$ 526,100</b>	<b>\$ 656,100</b>	<b>\$ 837,800</b>



# CITY OF ALBANY, OREGON

BIENNIUM 2023-2025

LINE ITEM SUMMARY

DEPARTMENT: PARKS & RECREATION

PROGRAM: 20250020 - ADULT RECREATION SERVICES

Account Number	Description	2018-19 Actual	2019-21 Actual	2021-23 Adopted	2021-23 Revised	2023-25 Adopted
<b>REQUIREMENTS</b>						
20250020-510010	WAGES & SALARIES	\$ 186,819	\$ 292,067	\$ 416,800	\$ 416,800	\$ 305,300
20250020-520010	TEMPORARY EMPLOYEES	4,461	5,784	55,500	55,500	15,000
20250020-530010	OVERTIME	482	651	2,000	2,000	1,000
20250020-560001	EMPLOYER MEDICAL	-	68,211	187,100	187,100	83,700
20250020-560005	EMPLOYER DENTAL	-	6,533	14,200	14,200	5,900
20250020-560008	EMPLOYER VISION	-	2,107	5,600	5,600	2,200
20250020-560010	EMPLOYER PAID BENEFITS	113,361	80,752	36,200	36,200	24,400
20250020-560012	EMPLOYER PAID DEFERRED COMP	-	459	2,400	2,400	2,400
20250020-560014	EMPLOYER PAID LTD/LIFE/AD&D	-	680	3,700	3,700	500
20250020-560016	EMPLOYER PAID WORKER'S COMP	-	1,234	6,200	6,200	5,900
20250020-560018	EMPLOYER PAID OREGON WBF	-	24	3,800	3,800	3,500
20250020-560020	PERS	-	73,392	137,600	137,600	97,000
20250020-560030	HRA VEBA	-	21,096	14,600	14,600	7,000
20250020-600400	CONTRACTUAL SERVICES	81,507	6,278	12,000	12,000	2,000
20250020-600430	CONTRACTUAL: MANPOWER	56,147	48,121	73,000	73,000	55,500
20250020-602105	FACILITIES RENTAL/LEASE	-	-	1,000	1,000	1,500
20250020-610405	MATERIALS & SUPPLIES	6,345	10,677	22,000	22,000	27,000
20250020-610430	MINOR EQUIPMENT	-	-	5,000	5,000	5,500
20250020-610525	PERSONAL AUTO REIMBURSEMENT	241	83	1,000	1,000	2,200
20250020-610540	POSTAGE & SHIPPING	1,925	1,975	12,500	12,500	5,500
20250020-610545	PRINTING & BINDING	12,934	2,340	21,000	21,000	12,000
20250020-610800	VEHICLE FUEL CHARGES	2,114	1,394	13,000	13,000	14,000
20250020-622020	FOOD SUPPLIES	240	-	1,000	1,000	10,000
20250020-622050	SENIOR EVENT MATERIALS	3,255	2,730	7,500	7,500	7,500
20250020-622075	TRIP AND TOUR REIMBURSABLES	43,977	26,753	50,000	50,000	71,000
20250020-630000	ELECTRICITY	17,216	29,562	37,200	37,200	43,200
20250020-630005	NATURAL GAS	2,670	3,163	7,600	7,600	8,800
20250020-630015	FIRE LINE	-	227	400	400	400
20250020-630200	ALARM LINE FEES	284	576	1,200	1,200	1,200
20250020-653600	MAINT: VEHICLE	1,186	8,482	8,000	8,000	8,000
20250020-655500	MAINT: SENIOR CENTER	16,720	6,388	15,000	15,000	30,000
20250020-660400	CS: EQUIPMENT REPLACEMENT	-	20,388	20,000	20,000	40,000
20250020-660500	CS: FLEXIBLE SPENDING ADMIN	110	233	600	600	600
20250020-665000	LICENSES & FEES	149	156	600	600	800
20250020-690000	RESERVE: OPERATING	-	-	84,900	84,900	90,000
<b>TOTAL REQUIREMENTS</b>		<b>\$ 555,762</b>	<b>\$ 729,811</b>	<b>\$ 1,280,200</b>	<b>\$ 1,280,200</b>	<b>\$ 1,009,500</b>



# CITY OF ALBANY, OREGON

BIENNIUM 2023-2025

LINE ITEM SUMMARY

DEPARTMENT: PARKS & RECREATION

PROGRAM: 20250030 - AQUATIC SERVICES

Account Number	Description	2018-19 Actual	2019-21 Actual	2021-23 Adopted	2021-23 Revised	2023-25 Adopted
<b>REQUIREMENTS</b>						
20250030-510010	WAGES & SALARIES	\$ 251,948	\$ 383,704	\$ 324,000	\$ 324,000	\$ 379,100
20250030-520010	TEMPORARY EMPLOYEES	139,155	239,171	442,400	442,400	526,500
20250030-530010	OVERTIME	191	194	1,000	1,000	1,000
20250030-560001	EMPLOYER MEDICAL	-	69,366	107,400	107,400	134,000
20250030-560005	EMPLOYER DENTAL	-	5,391	8,400	8,400	10,200
20250030-560008	EMPLOYER VISION	-	2,102	3,200	3,200	3,600
20250030-560010	EMPLOYER PAID BENEFITS	197,305	159,726	86,700	86,700	145,800
20250030-560012	EMPLOYER PAID DEFERRED COMP	-	346	1,800	1,800	2,800
20250030-560014	EMPLOYER PAID LTD/LIFE/AD&D	-	542	2,400	2,400	500
20250030-560016	EMPLOYER PAID WORKER'S COMP	-	3,416	40,900	40,900	66,200
20250030-560018	EMPLOYER PAID OREGON WBF	-	77	9,400	9,400	21,000
20250030-560020	PERS	-	86,848	146,800	146,800	120,800
20250030-560030	HRA VEBA	-	45,559	8,600	8,600	9,600
20250030-600400	CONTRACTUAL SERVICES	6,023	2,464	8,000	8,000	11,000
20250030-600445	CONTRACTUAL: TRASH/PORT-A-POTS	1,995	3,835	4,800	4,800	5,200
20250030-610005	ADVERTISING & PUBLICATIONS	3,696	2,930	6,000	6,000	1,000
20250030-610065	CHEMICALS	30,540	48,391	82,000	82,000	105,000
20250030-610405	MATERIALS & SUPPLIES	13,260	23,245	28,000	28,000	36,000
20250030-610425	MEMBERSHIPS & DUES	180	300	400	400	1,000
20250030-610430	MINOR EQUIPMENT	33,352	36,019	125,000	125,000	100,000
20250030-610525	PERSONAL AUTO REIMBURSEMENT	-	-	1,000	1,000	1,000
20250030-610540	POSTAGE & SHIPPING	-	-	600	600	600
20250030-610545	PRINTING & BINDING	116	134	1,000	1,001	1,000
20250030-610600	SCHOLARSHIPS	8,381	2,564	20,000	20,000	20,000
20250030-610750	UNIFORMS	1,932	69	6,500	6,500	11,000
20250030-622005	CONCESSIONS MATERIALS & SUPP	10,726	4,372	23,000	23,000	13,000
20250030-630000	ELECTRICITY	53,528	99,157	120,000	120,000	120,000
20250030-630005	NATURAL GAS	49,290	83,185	120,000	120,000	120,000
20250030-630400	WATER SERVICE	10,290	17,027	31,000	31,000	40,000
20250030-630405	SEWER SERVICE CHARGES	18,187	22,553	47,000	47,000	40,000
20250030-630410	STORMWATER SERVICE CHARGES	-	582	200	200	2,000
20250030-650045	MAINT: WORK EQUIPMENT	688	1,067	10,000	10,000	10,000
20250030-655100	MAINT: BUILDING	-	-	19,000	19,000	20,000
20250030-660400	CS: EQUIPMENT REPLACEMENT	10,000	21,000	22,000	22,000	8,000
20250030-660500	CS: FLEXIBLE SPENDING ADMIN	126	163	200	200	200
20250030-665000	LICENSES & FEES	1,065	2,145	4,000	4,000	6,000
20250030-665400	PHYSICAL EXAMS & MEDICALS	120	225	-	-	600
20250030-690000	RESERVE: OPERATING	-	-	16,000	16,000	100,000
<b>TOTAL REQUIREMENTS</b>		<b>\$ 843,692</b>	<b>\$ 1,373,924</b>	<b>\$ 1,878,700</b>	<b>\$ 1,878,701</b>	<b>\$ 2,638,600</b>



# CITY OF ALBANY, OREGON

BIENNIUM 2023-2025

LINE ITEM SUMMARY

DEPARTMENT: PARKS & RECREATION

PROGRAM: 20250035 - PARK MAINTENANCE SERVICES

Account Number	Description	2018-19 Actual	2019-21 Actual	2021-23 Adopted	2021-23 Revised	2023-25 Adopted
<b>REQUIREMENTS</b>						
20250035-510010	WAGES & SALARIES	\$ 297,774	\$ 996,276	\$ 1,139,500	\$ 1,139,500	\$ 1,171,000
20250035-530010	OVERTIME	911	2,338	1,000	1,000	1,000
20250035-560001	EMPLOYER MEDICAL	5	266,772	438,100	438,100	454,000
20250035-560005	EMPLOYER DENTAL	-	22,891	34,200	34,200	34,700
20250035-560008	EMPLOYER VISION	-	8,339	13,200	13,200	12,500
20250035-560010	EMPLOYER PAID BENEFITS	228,177	301,355	87,300	87,300	89,600
20250035-560012	EMPLOYER PAID DEFERRED COMP	-	1,389	5,900	5,900	9,200
20250035-560014	EMPLOYER PAID LTD/LIFE/AD&D	-	2,356	9,000	9,000	1,800
20250035-560016	EMPLOYER PAID WORKER'S COMP	-	10,012	53,800	53,800	54,800
20250035-560018	EMPLOYER PAID OREGON WBF	-	91	9,100	9,100	12,900
20250035-560020	PERS	-	239,427	376,100	376,100	386,400
20250035-560030	HRA VEBA	-	50,992	34,800	34,800	32,800
20250035-600400	CONTRACTUAL SERVICES	113,209	310,723	240,000	1,135,600	246,000
20250035-600430	CONTRACTUAL: MANPOWER	189,166	191,969	380,000	380,000	410,000
20250035-600435	CONTRACTUAL: MISCELLANEOUS	12,197	28,475	36,000	36,000	50,000
20250035-600440	CONTRACTUAL: PARK MOWING	191,181	399,079	495,000	495,000	460,000
20250035-602820	GENERAL TREE SERVICES	64,071	126,277	114,000	114,000	122,000
20250035-610070	COMMUNITY GARDEN EXPENDITURES	518	1,064	2,000	2,000	2,000
20250035-610135	EQUIPMENT RENTAL: PRIVATE	3,342	7,850	15,000	15,000	17,500
20250035-610405	MATERIALS & SUPPLIES	100,169	155,880	200,000	200,000	230,000
20250035-610430	MINOR EQUIPMENT	4,318	9,317	9,000	9,000	12,000
20250035-610525	PERSONAL AUTO REIMBURSEMENT	-	58	300	300	400
20250035-610540	POSTAGE & SHIPPING	-	-	200	200	200
20250035-610610	SOFTBALL FIELD MAINTENANCE	45,974	24,231	15,500	15,500	18,500
20250035-610750	UNIFORMS	2,830	3,967	11,000	11,000	12,000
20250035-610800	VEHICLE FUEL CHARGES	23,297	47,297	50,000	50,000	68,000
20250035-622000	AGRICULTURAL SUPPLIES	38,069	46,202	60,000	60,000	75,000
20250035-622040	PARK TREES	10,584	69,884	24,000	24,000	30,000
20250035-622068	STREET TREES - DEVELOPER PAID	26,674	40,999	24,000	24,000	24,000
20250035-630000	ELECTRICITY	39,039	71,611	80,400	80,400	92,000
20250035-630005	NATURAL GAS	1,817	2,033	2,200	2,200	3,700
20250035-630010	TELEPHONE	14,278	26,900	20,000	20,000	24,000
20250035-630400	WATER SERVICE	149,036	237,832	270,000	270,000	280,000
20250035-630405	SEWER SERVICE CHARGES	5,608	13,907	13,400	13,400	12,000
20250035-630410	STORMWATER SERVICE CHARGES	4,961	11,629	10,800	10,800	15,600
20250035-650025	MAINT: LIGHTING/IRRIGATION	941	399	30,000	30,000	30,000
20250035-650045	MAINT: WORK EQUIPMENT	1,199	35,857	10,000	10,000	20,000
20250035-651300	COMPENSATORY SERVICE WORK CREW	65,000	106,250	124,000	124,000	136,000
20250035-652600	RIGHT OF WAY LANDSCAPING PROG	3,600	1,800	20,000	20,000	20,000
20250035-653200	STREET RESURFACING	-	-	14,000	14,000	24,000
20250035-653500	VANDALISM REPAIR	425	29,538	18,000	18,000	18,000
20250035-653600	MAINT: VEHICLE	37,561	46,777	60,000	60,000	66,000
20250035-655100	MAINT: BUILDING	-	10,098	40,000	40,000	40,000
20250035-660400	CS: EQUIPMENT REPLACEMENT	-	70,000	70,000	70,000	70,000
20250035-660500	CS: FLEXIBLE SPENDING ADMIN	56	308	400	400	400
20250035-665400	PHYSICAL EXAMS & MEDICALS	380	1,934	1,800	1,800	2,000
20250035-670520	PROPERTY TAXES	225	468	-	-	600
20250035-690000	RESERVE: OPERATING	-	-	153,400	153,400	448,200
20250035-700560	RENOVATION PROJECTS	-	109,382	225,000	225,000	3,080,000
<b>TOTAL REQUIREMENTS</b>		<b>\$ 1,678,190</b>	<b>\$ 4,151,858</b>	<b>\$ 5,041,400</b>	<b>\$ 5,957,000</b>	<b>\$ 8,452,300</b>





# CITY OF ALBANY, OREGON

BIENNIUM 2023-2025

LINE ITEM SUMMARY

DEPARTMENT: PARKS & RECREATION

PROGRAM: 20250505 - PARK SDC PROJECTS

Account Number	Description	2018-19 Actual	2019-21 Actual	2021-23 Adopted	2021-23 Revised	2023-25 Adopted
<b>RESOURCES</b>						
20250505-411100	SDC-I: PARKS	\$ 542,842	\$ 875,689	\$ 400,000	\$ 400,000	\$ 400,000
20250505-413200	PARKS SDC: PRINCIPAL	220	1,592	2,000	2,000	2,000
20250505-413205	PARKS SDC: INTEREST	-	944	1,000	1,000	1,000
20250505-469015	MISCELLANEOUS REVENUE	-	20	-	-	-
20250505-480100	INTEREST	54,538.00	91,455.00	35,000.00	35,000.00	15,000.00
20250505-499050	BEGINNING BALANCE	2,198,809	2,370,177	2,428,800	2,428,800	2,671,900
<b>TOTAL RESOURCES</b>		<b>\$ 2,796,409</b>	<b>\$ 3,339,877</b>	<b>\$ 2,866,800</b>	<b>\$ 2,866,800</b>	<b>\$ 3,089,900</b>
<b>REQUIREMENTS</b>						
20250505-600400	CONTRACTUAL SERVICES	\$ 27,326	\$ 150,037	\$ -	\$ -	\$ 10,000
20250505-610000	ADMINISTRATIVE COSTS	120,000	200,000	200,000	200,000	230,000
20250505-610010	ASSESSMENT PAYMENTS	66,600	-	66,600	66,600	66,600
20250505-610075	CREDIT CARD FEES	6,066	16,717	20,000	20,000	23,000
20250505-660200	CS: CENTRAL SERVICE	46,400	23,194	3,100	3,100	-
20250505-660210	CS: FINANCE	-	-	6,300	6,300	-
20250505-660211	CS: CITY MANAGER'S OFFICE	-	-	10,600	10,600	-
20250505-660212	CS: MAYOR & COUNCIL	-	-	1,200	1,200	-
20250505-660225	CS: EMERGENCY MGMT/SAFETY	-	-	1,400	1,400	-
20250505-660600	CS: GIS SYSTEM	23,200	39,557	39,200	39,200	42,900
20250505-660900	CS: PERMIT TRACKING	11,000	24,200	26,600	26,600	21,200
20250505-900060	RESERVE: CAPITAL PROJECTS	-	-	1,256,800	1,256,800	1,610,700
20250505-909050	INTRAFUND TO: CAPITAL	-	517,900	1,235,000	1,235,000	1,085,500
20250505-915002	TO: PARKS CAPITAL IMP PROJECTS	125,641	32,100	-	-	-
<b>TOTAL REQUIREMENTS</b>		<b>\$ 426,233</b>	<b>\$ 1,003,705</b>	<b>\$ 2,866,800</b>	<b>\$ 2,866,800</b>	<b>\$ 3,089,900</b>
<b>RESOURCES LESS REQUIREMENTS</b>		<b>\$ 2,370,176</b>	<b>\$ 2,336,172</b>	<b>\$ -</b>	<b>\$ -</b>	<b>\$ -</b>



**CITY OF ALBANY, OREGON**  
**BIENNIUM 2023-2025**

LINE ITEM SUMMARY  
**DEPARTMENT: PARKS & RECREATION**  
**PROGRAM: 20250510 - SENIOR CENTER FOUNDATION**

Account Number	Description	2018-19 Actual	2019-21 Actual	2021-23 Adopted	2021-23 Revised	2023-25 Adopted
<b>RESOURCES</b>						
20250510-431215	POOL ROOM REVENUE	\$ 1,373	\$ 449	\$ -	\$ -	\$ -
20250510-432225	GIFT SHOP REVENUE	10,346	8,769	-	-	-
20250510-460000	DONATIONS & SPONSORSHIPS	6,868	2,582	-	-	-
20250510-462025	GENERAL FUNDRAISING	-	100	-	-	-
20250510-469015	MISCELLANEOUS REVENUE	-	310	-	-	-
20250510-480100	INTEREST	1,431.00	2,571.00	-	-	-
20250510-499050	BEGINNING BALANCE	73,925	81,169	-	70,900	-
<b>TOTAL RESOURCES</b>		<b>\$ 93,943</b>	<b>\$ 95,950</b>	<b>\$ -</b>	<b>\$ 70,900</b>	<b>\$ -</b>
<b>REQUIREMENTS</b>						
20250510-600400	CONTRACTUAL SERVICES	\$ -	\$ 7,149	\$ -	\$ -	\$ -
20250510-610005	ADVERTISING & PUBLICATIONS	2,375	2,563	-	-	-
20250510-610405	MATERIALS & SUPPLIES	530	4,895	-	-	-
20250510-610425	MEMBERSHIPS & DUES	70	105	-	-	-
20250510-610535	POOL ROOM EXPENDITURES	340	-	-	-	-
20250510-610540	POSTAGE & SHIPPING	1,000	1,500	-	-	-
20250510-610545	PRINTING & BINDING	472	2,891	-	-	-
20250510-622030	GIFT SHOP EXPENSES	7,986	6,005	-	-	-
20250510-909000	INTRAFUND TRANSFER OUT	-	-	-	70,900	-
<b>TOTAL REQUIREMENTS</b>		<b>\$ 12,773</b>	<b>\$ 25,108</b>	<b>\$ -</b>	<b>\$ 70,900</b>	<b>\$ -</b>
<b>RESOURCES LESS REQUIREMENTS</b>		<b>\$ 81,170</b>	<b>\$ 70,842</b>	<b>\$ -</b>	<b>\$ -</b>	<b>\$ -</b>



**CITY OF ALBANY, OREGON**

**BIENNIUM 2023-2025**

LINE ITEM SUMMARY

DEPARTMENT: PARKS & RECREATION

PROGRAM: 20250515 - PARKS CAPITAL IMPROVEMENT PROG

Account Number	Description	2018-19 Actual	2019-21 Actual	2021-23 Adopted	2021-23 Revised	2023-25 Adopted
<b>RESOURCES</b>						
20250515-480100	INTEREST	(4,476.00)	83.00	-	-	-
20250515-490900	INTRAFUND TRANSFER IN	-	-	-	70,900	2,030,000
20250515-490954	INTRAFUND FROM: SDC	-	517,900	1,235,000	1,235,000	1,085,500
20250515-492020	FROM: PARKS FUND	-	-	175,000	175,000	-
20250515-492021	FROM: PARKS SDC PROGRAM	125,641	32,100	-	-	-
20250515-499050	BEGINNING BALANCE	(186,986)	(191,462)	-	-	5,100
<b>TOTAL RESOURCES</b>		<b>\$ (65,821)</b>	<b>\$ 358,621</b>	<b>\$ 1,410,000</b>	<b>\$ 1,480,900</b>	<b>\$ 3,120,600</b>
<b>REQUIREMENTS</b>						
20250515-700101	HENDERSON PARK PLAYGROUND EQ	\$ -	\$ -	\$ 175,000	\$ 175,000	\$ -
20250515-700510	PARKS PROJECTS	-	-	-	-	1,630,000
20250515-700515	PICKLEBALL COURTS	-	338,447	-	-	-
20250515-700516	SENIOR CTR REMODEL	-	-	-	70,900	900,000
20250515-700605	SUNRISE PARK PLAY REPLACE	5,641	-	-	-	-
20250515-700705	TIMBER RIDGE PARK PURCHASE	120,000	-	-	-	-
20250515-700706	TIMBER RIDGE NP DEVELOPMENT	-	-	1,185,000	1,185,000	250,000
20250515-900520	RESERVE: PARKS CAPITAL PROJ	-	-	50,000	50,000	340,600
<b>TOTAL REQUIREMENTS</b>		<b>\$ 125,641</b>	<b>\$ 338,447</b>	<b>\$ 1,410,000</b>	<b>\$ 1,480,900</b>	<b>\$ 3,120,600</b>
<b>RESOURCES LESS REQUIREMENTS</b>		<b>\$ (191,462)</b>	<b>\$ 20,174</b>	<b>\$ -</b>	<b>\$ -</b>	<b>\$ -</b>



# Grants

---

The Grant Fund receives monies from private citizens and agencies of local, state, and federal governments for various projects within the city. This fund is also used for tracking purposes and increased visibility for reporting and financial requirements. Each department tends to utilize this fund through different resource entities and for different desired outcomes.

## Resources

Funding comes from a variety of entities and is unique to the requesting department's operation and is usually received after the expense is incurred.

## Requirements

All eligible expenditures are tracked within the various programs and can vary in type depending on the requirements. Typical categories include personnel, materials, services, and capital. Most expenditures occur before reimbursement is received, and programs tend to be in a negative status for much of their lifecycle.

## Opportunities/Challenges

The City takes every opportunity to find grants that support operations at a minimal cost to its citizens. The City is not the only organization taking advantage of these opportunities and the landscape has become more competitive. Although grants that require no City match are optimal, careful consideration is given to those that may use City resources if the benefit is significant.

Several grants that departments are choosing to pursue are recurring in nature. These opportunities are increasingly being leaned upon by operations as expenses outpace resources.

Although some grants would allow the City to expand services through additional FTE, departments must determine the long-term requirements of those grants.



**CITY OF ALBANY, OREGON**  
**BIENNIUM 2023-2025**

FUND SUMMARY

FUND: GRANTS FUND

Description	2018-19 Actual	2019-21 Actual	2021-23 Adopted	2021-23 Revised	2023-25 Proposed	2023-25 Approved	2023-25 Adopted
<b>RESOURCES</b>							
BEGINNING BALANCE	\$ 167,267	\$ 65,900	\$ 5,102,500	\$ 5,102,500	\$ 3,540,600	\$ 3,540,600	\$ 3,540,600
INTERGOVERNMENTAL	3,455,058	10,263,556	11,857,000	14,029,400	11,108,800	11,108,800	11,108,800
CHARGES FOR SERVICES	-	10,018	222,100	222,100	5,500	5,500	5,500
FINES, FORFEITURES &	-	-	-	143,000	140,000	140,000	140,000
OTHER RESOURCES	53,414	453,673	76,800	81,800	138,000	138,000	138,000
INVESTMENT EARNINGS	(5,564)	27,621	3,700	3,700	3,000	3,000	3,000
TRANSFERS IN	85,000	169,637	479,400	479,400	80,600	80,600	80,600
<b>TOTAL RESOURCES</b>	<b>\$ 3,755,175</b>	<b>\$ 10,990,405</b>	<b>\$ 17,741,500</b>	<b>\$ 20,061,900</b>	<b>\$ 15,016,500</b>	<b>\$ 15,016,500</b>	<b>\$ 15,016,500</b>
<b>REQUIREMENTS</b>							
PERSONNEL	\$ 542,337	\$ -	\$ -	\$ -	\$ -	\$ -	\$ -
MATERIALS & SERVICES	662,829	-	-	-	-	-	-
CAPITAL	2,484,656	-	-	-	-	-	-
GRANTS: FINANCE	-	2,461,025	5,614,200	3,775,000	2,825,000	2,825,000	2,825,000
GRANTS: CITY MANAGER'S OFFICE	-	9,650	20,000	20,000	-	-	-
GRANTS: HUMAN RESOURCES	-	31,243	40,000	40,000	-	-	-
GRANTS: COMMUNITY DEVELOPMENT	-	930,172	1,108,600	2,124,400	1,840,100	1,840,100	1,840,100
GRANTS: POLICE	-	468,129	906,000	911,000	713,700	713,700	713,700
GRANTS: FIRE	-	960,348	1,087,100	1,730,100	2,888,900	2,888,900	2,888,900
GRANTS: PUBLIC WORKS	-	145,146	3,275,100	3,788,700	4,875,700	4,875,700	4,875,700
GRANTS: PARKS & RECREATION	-	103,092	685,200	685,200	355,300	355,300	355,300
GRANTS: LIBRARY	-	345,777	520,200	520,200	888,800	888,800	888,800
TRANSFERS OUT	-	818,406	4,485,100	6,467,300	629,000	629,000	629,000
	<b>\$ 3,689,822</b>	<b>\$ 6,272,988</b>	<b>\$ 17,741,500</b>	<b>\$ 20,061,900</b>	<b>\$ 15,016,500</b>	<b>\$ 15,016,500</b>	<b>\$ 15,016,500</b>
<b>RESOURCES LESS REQUIREMENTS</b>	<b>\$ 65,353</b>	<b>\$ 4,717,417</b>	<b>\$ -</b>	<b>\$ -</b>	<b>\$ -</b>	<b>\$ -</b>	<b>\$ -</b>



**CITY OF ALBANY, OREGON**

**BIENNIUM 2023-2025**

LINE ITEM SUMMARY

DEPARTMENT: FINANCE

PROGRAM: 20310801 - CARES - CRF

Account Number	Description	2018-19 Actual	2019-21 Actual	2021-23 Adopted	2021-23 Revised	2023-25 Adopted
<b>RESOURCES</b>						
20310801-420100	FEDERAL GRANTS & ASSISTANCE	\$ -	\$ 2,217,492	\$ -	\$ -	\$ -
<b>TOTAL RESOURCES</b>		\$ -	\$ 2,217,492	\$ -	\$ -	\$ -
<b>REQUIREMENTS</b>						
20310801-510010	WAGES & SALARIES	\$ -	\$ 829,300	\$ -	\$ -	\$ -
20310801-520010	TEMPORARY EMPLOYEES	-	6,396	-	-	-
20310801-530010	OVERTIME	-	96,362	-	-	-
20310801-540050	UNEMPLOYMENT CLAIMS	-	63,254	-	-	-
20310801-560001	EMPLOYER MEDICAL	-	79,808	-	-	-
20310801-560002	EMPLOYER MEDICAL FIRE	-	23,085	-	-	-
20310801-560005	EMPLOYER DENTAL	-	6,300	-	-	-
20310801-560008	EMPLOYER VISION	-	2,633	-	-	-
20310801-560010	EMPLOYER PAID BENEFITS	-	53,328	-	-	-
20310801-560014	EMPLOYER PAID LTD/LIFE/AD&D	-	13	-	-	-
20310801-560016	EMPLOYER PAID WORKER'S COMP	-	479	-	-	-
20310801-560018	EMPLOYER PAID OREGON WBF	-	4	-	-	-
20310801-560020	PERS	-	137,353	-	-	-
20310801-600220	LABOR NEGOTIATIONS	-	3,451	-	-	-
20310801-600400	CONTRACTUAL SERVICES	-	57,769	-	-	-
20310801-602300	SOFTWARE LICENSE FEES	-	18,343	-	-	-
20310801-602850	CITY HALL SECURITY	-	37,972	-	-	-
20310801-606000	MINOR IT EQUIPMENT	-	3,004	-	-	-
20310801-610030	BUILDING MATERIALS	-	427	-	-	-
20310801-610120	DURABLE MEDICAL EQUIPMENT	-	2,829	-	-	-
20310801-610130	EDUCATION & TRAINING	-	18,701	-	-	-
20310801-610405	MATERIALS & SUPPLIES	-	154,668	-	-	-
20310801-610415	MEDICAL SUPPLIES	-	60,738	-	-	-
20310801-610420	MEETINGS & CONFERENCES	-	300	-	-	-
20310801-610425	MEMBERSHIPS & DUES	-	1	-	-	-
20310801-610430	MINOR EQUIPMENT	-	409,489	-	-	-
20310801-610530	PERSONAL PROTECTIVE EQUIPMENT	-	9,038	-	-	-
20310801-610540	POSTAGE & SHIPPING	-	64	-	-	-
20310801-610560	REIMBURSABLE MEALS	-	51	-	-	-
20310801-610700	TESTING	-	2,880	-	-	-
20310801-610750	UNIFORMS	-	4,383	-	-	-
20310801-610800	VEHICLE FUEL CHARGES	-	1,413	-	-	-
20310801-613505	CIRCULATING MATERIALS	-	5,589	-	-	-
20310801-613600	COMMUNITY RISK REDUCTION	-	620	-	-	-
20310801-622065	SPORTS MATERIALS & SUPPLIES	-	563	-	-	-
20310801-630010	TELEPHONE	-	4,343	-	-	-
20310801-650010	MAINT: BREATHING AIR	-	31,469	-	-	-
20310801-650030	MAINT: MEDICAL EQUIPMENT	-	55	-	-	-
20310801-651800	FACILITIES MAINTENANCE	-	15	-	-	-
20310801-652800	SAFETY IMPROVEMENTS	-	22,720	-	-	-
20310801-653600	MAINT: VEHICLE	-	3,677	-	-	-
20310801-655100	MAINT: BUILDING	-	400	-	-	-
20310801-655200	MAINT: CITY HALL	-	1,742	-	-	-
20310801-660500	CS: FLEXIBLE SPENDING ADMIN	-	114	-	-	-
20310801-665300	MEDICAL TESTING	-	50	-	-	-
20310801-665400	PHYSICAL EXAMS & MEDICALS	-	900	-	-	-
20310801-670700	PARTNERSHIPS	-	221,200	-	-	-
20310801-700000	CAPITAL EQUIPMENT	-	40,202	-	-	-
<b>TOTAL REQUIREMENTS</b>		\$ -	\$ 2,417,495	\$ -	\$ -	\$ -
<b>RESOURCES LESS REQUIREMENTS</b>		\$ -	\$ (200,003)	\$ -	\$ -	\$ -



**CITY OF ALBANY, OREGON**

**BIENNIUM 2023-2025**

LINE ITEM SUMMARY

DEPARTMENT: FINANCE

PROGRAM: 20310802 - AMERICAN RESCUE PLAN ACT

Account Number	Description	2018-19 Actual	2019-21 Actual	2021-23 Adopted	2021-23 Revised	2023-25 Adopted
<b>RESOURCES</b>						
20310802-420100	FEDERAL GRANTS & ASSISTANCE	\$ -	\$ 4,229,956	\$ 4,678,500	\$ 4,678,500	\$ -
20310802-499050	BEGINNING BALANCE	-	-	4,678,500	4,678,500	2,000,000
<b>TOTAL RESOURCES</b>		<b>\$ -</b>	<b>\$ 4,229,956</b>	<b>\$ 9,357,000</b>	<b>\$ 9,357,000</b>	<b>\$ 2,000,000</b>
<b>REQUIREMENTS</b>						
20310802-690000	RESERVE: OPERATING	\$ -	\$ -	\$ 5,614,200	\$ 3,632,000	\$ 2,000,000
20310802-916010	TO: SEWER FUND	-	-	-	5,200,000	-
20310802-916150	TO: WATER FUND	-	-	-	500,000	-
20310802-917010	TO: CENTRAL SERVICES FUND	-	-	-	25,000	-
20310802-919000	RESERVE: TRANSFER	-	-	3,742,800	-	-
<b>TOTAL REQUIREMENTS</b>		<b>\$ -</b>	<b>\$ -</b>	<b>\$ 9,357,000</b>	<b>\$ 9,357,000</b>	<b>\$ 2,000,000</b>
<b>RESOURCES LESS REQUIREMENTS</b>		<b>\$ -</b>	<b>\$ 4,229,956</b>	<b>\$ -</b>	<b>\$ -</b>	<b>\$ -</b>



# CITY OF ALBANY, OREGON

BIENNIUM 2023-2025

LINE ITEM SUMMARY

DEPARTMENT: FINANCE

PROGRAM: 20310803 - ARPA: MENTAL HEALTH POSTN

Account Number	Description	2018-19 Actual	2019-21 Actual	2021-23 Adopted	2021-23 Revised	2023-25 Adopted
<b>RESOURCES</b>						
20310803-499050	BEGINNING BALANCE	\$ -	\$ -	\$ -	\$ -	300,000
<b>TOTAL RESOURCES</b>		\$ -	\$ -	\$ -	\$ -	300,000
<b>REQUIREMENTS</b>						
20310803-510010	WAGES & SALARIES	\$ -	\$ -	\$ -	\$ -	300,000
<b>TOTAL REQUIREMENTS</b>		\$ -	\$ -	\$ -	\$ -	300,000
<b>RESOURCES LESS REQUIREMENTS</b>		\$ -	\$ -	\$ -	\$ -	-





**CITY OF ALBANY, OREGON**  
**BIENNIUM 2023-2025**

LINE ITEM SUMMARY

DEPARTMENT: FINANCE

PROGRAM: 20310810 - CITYWIDE FEMA PROJECT

Account Number	Description	2018-19 Actual	2019-21 Actual	2021-23 Adopted	2021-23 Revised	2023-25 Adopted
<b>REQUIREMENTS</b>						
20310810-510010	WAGES & SALARIES	\$ -	\$ 1,394	\$ -	\$ -	-
20310810-530010	OVERTIME	-	25,159	-	-	-
20310810-560001	EMPLOYER MEDICAL	-	127	-	-	-
20310810-560002	EMPLOYER MEDICAL FIRE	-	3,912	-	-	-
20310810-560005	EMPLOYER DENTAL	-	11	-	-	-
20310810-560008	EMPLOYER VISION	-	4	-	-	-
20310810-560010	EMPLOYER PAID BENEFITS	-	3,403	-	-	-
20310810-560020	PERS	-	8,136	-	-	-
20310810-610405	MATERIALS & SUPPLIES	-	1,379	-	-	-
20310810-610425	MEMBERSHIPS & DUES	-	1	-	-	-
20310810-660500	CS: FLEXIBLE SPENDING ADMIN	-	4	-	-	-
<b>TOTAL REQUIREMENTS</b>		<b>\$ -</b>	<b>\$ 43,530</b>	<b>\$ -</b>	<b>\$ -</b>	<b>-</b>



**CITY OF ALBANY, OREGON**

**BIENNIUM 2023-2025**

LINE ITEM SUMMARY

DEPARTMENT: FINANCE

PROGRAM: 20310820 - OPIOID SETTLEMENT

Account Number	Description	2018-19 Actual	2019-21 Actual	2021-23 Adopted	2021-23 Revised	2023-25 Adopted
<b>RESOURCES</b>						
20310820-428326	OPIOID SETTLEMENT PROCEEDS	\$ -	\$ -	\$ -	143,000	\$ 140,000
20310820-499050	BEGINNING BALANCE	-	-	-	-	150,000
<b>TOTAL RESOURCES</b>		<b>\$ -</b>	<b>\$ -</b>	<b>\$ -</b>	<b>143,000</b>	<b>\$ 290,000</b>
<b>REQUIREMENTS</b>						
20310820-530010	OVERTIME	\$ -	\$ -	\$ -	-	\$ 75,000
20310820-560020	PERS	-	-	-	-	16,500
20310820-610130	EDUCATION & TRAINING	-	-	-	-	20,000
20310820-610415	MEDICAL SUPPLIES	-	-	-	143,000	178,500
<b>TOTAL REQUIREMENTS</b>		<b>\$ -</b>	<b>\$ -</b>	<b>\$ -</b>	<b>143,000</b>	<b>\$ 290,000</b>
<b>RESOURCES LESS REQUIREMENTS</b>		<b>\$ -</b>	<b>\$ -</b>	<b>\$ -</b>	<b>\$ -</b>	<b>-</b>



# CITY OF ALBANY, OREGON

## BIENNIUM 2023-2025

### LINE ITEM SUMMARY

DEPARTMENT: FINANCE

PROGRAM: 20310830 - STATE I-5 COMMUNITIES CLEANUP

Account Number	Description	2018-19 Actual	2019-21 Actual	2021-23 Adopted	2021-23 Revised	2023-25 Adopted
<b>RESOURCES</b>						
20310830-424015	STATE OF OREGON	\$ -	\$ -	\$ -	\$ -	\$ 235,000
<b>TOTAL RESOURCES</b>		\$ -	\$ -	\$ -	\$ -	\$ 235,000
<b>REQUIREMENTS</b>						
20310830-600400	CONTRACTUAL SERVICES	\$ -	\$ -	\$ -	\$ -	\$ 235,000
<b>TOTAL REQUIREMENTS</b>		\$ -	\$ -	\$ -	\$ -	\$ 235,000
<b>RESOURCES LESS REQUIREMENTS</b>		\$ -	\$ -	\$ -	\$ -	\$ -



**CITY OF ALBANY, OREGON**

**BIENNIUM 2023-2025**

LINE ITEM SUMMARY

DEPARTMENT: COUNCIL & CITY MANAGER

PROGRAM: 20311800 - CMO GRANTS

Account Number	Description	2018-19 Actual	2019-21 Actual	2021-23 Adopted	2021-23 Revised	2023-25 Adopted
<b>RESOURCES</b>						
20311800-420100	FEDERAL GRANTS & ASSISTANCE	\$ -	\$ 9,650	\$ 20,000	\$ 20,000	\$ -
<b>TOTAL RESOURCES</b>		\$ -	\$ 9,650	\$ 20,000	\$ 20,000	\$ -
<b>REQUIREMENTS</b>						
20311800-600400	CONTRACTUAL SERVICES	\$ -	\$ -	\$ 20,000	\$ 20,000	\$ -
20311800-606003	MINOR IT EQ: LAPTOP	-	9,650	-	-	-
<b>TOTAL REQUIREMENTS</b>		\$ -	\$ 9,650	\$ 20,000	\$ 20,000	\$ -
<b>RESOURCES LESS REQUIREMENTS</b>		\$ -	\$ -	\$ -	\$ -	\$ -



**CITY OF ALBANY, OREGON**

**BIENNIUM 2023-2025**

LINE ITEM SUMMARY

DEPARTMENT: HUMAN RESOURCES

PROGRAM: 20314801 - HUMAN RESOURCES ACTIVITIES

Account Number	Description	2018-19 Actual	2019-21 Actual	2021-23 Adopted	2021-23 Revised	2023-25 Adopted
<b>RESOURCES</b>						
20314801-424051	WCOMP EAIP EXPENSE REIMB	\$ -	\$ 29,757	\$ 40,000	\$ 40,000	\$ -
20314801-469015	MISCELLANEOUS REVENUE	-	256	-	-	-
20314801-480100	INTEREST	-	78.00	-	-	-
<b>TOTAL RESOURCES</b>		<b>\$ -</b>	<b>\$ 30,091</b>	<b>\$ 40,000</b>	<b>\$ 40,000</b>	<b>\$ -</b>
<b>REQUIREMENTS</b>						
20314801-610405	MATERIALS & SUPPLIES	\$ -	\$ 4,301	\$ -	\$ -	\$ -
20314801-610430	MINOR EQUIPMENT	-	26,942	40,000	40,000	-
<b>TOTAL REQUIREMENTS</b>		<b>\$ -</b>	<b>\$ 31,243</b>	<b>\$ 40,000</b>	<b>\$ 40,000</b>	<b>\$ -</b>
<b>RESOURCES LESS REQUIREMENTS</b>		<b>\$ -</b>	<b>\$ (1,152)</b>	<b>\$ -</b>	<b>\$ -</b>	<b>\$ -</b>



**CITY OF ALBANY, OREGON**

**BIENNIUM 2023-2025**

LINE ITEM SUMMARY

DEPARTMENT: COMMUNITY DEVELOPMENT

PROGRAM: 20315801 - CDBG

Account Number	Description	2018-19 Actual	2019-21 Actual	2021-23 Adopted	2021-23 Revised	2023-25 Adopted
<b>RESOURCES</b>						
20315801-420100	FEDERAL GRANTS & ASSISTANCE	\$ -	\$ 4,525	\$ -	\$ -	\$ -
20315801-450050	CDBG GRANT	71,326	138,365	149,000	149,000	134,000
20315801-469015	MISCELLANEOUS REVENUE	-	111	-	-	-
20315801-480100	INTEREST	(366.00)	8.00	-	-	-
20315801-499050	BEGINNING BALANCE	255	(7,443)	-	-	-
<b>TOTAL RESOURCES</b>		<b>\$ 71,215</b>	<b>\$ 135,566</b>	<b>\$ 149,000</b>	<b>\$ 149,000</b>	<b>\$ 134,000</b>
<b>REQUIREMENTS</b>						
20315801-600400	CONTRACTUAL SERVICES	\$ 190	\$ 140	\$ 2,700	\$ 2,700	\$ 2,000
20315801-610005	ADVERTISING & PUBLICATIONS	-	2,125	2,000	2,000	2,000
20315801-610130	EDUCATION & TRAINING	485	419	800	800	1,000
20315801-610405	MATERIALS & SUPPLIES	-	4,525	-	-	-
20315801-610425	MEMBERSHIPS & DUES	378	953	1,200	1,200	-
20315801-663200	PW: PLANNING SERVICES	77,606	-	-	-	-
20315801-911000	TO: GENERAL FUND	-	127,341	142,300	142,300	129,000
<b>TOTAL REQUIREMENTS</b>		<b>\$ 78,659</b>	<b>\$ 135,503</b>	<b>\$ 149,000</b>	<b>\$ 149,000</b>	<b>\$ 134,000</b>
<b>RESOURCES LESS REQUIREMENTS</b>		<b>\$ (7,444)</b>	<b>\$ 63</b>	<b>\$ -</b>	<b>\$ -</b>	<b>\$ -</b>



**CITY OF ALBANY, OREGON**

**BIENNIUM 2023-2025**

LINE ITEM SUMMARY

DEPARTMENT: COMMUNITY DEVELOPMENT

PROGRAM: 20315802 - CDBG ACTIVITIES

Account Number	Description	2018-19 Actual	2019-21 Actual	2021-23 Adopted	2021-23 Revised	2023-25 Adopted
<b>RESOURCES</b>						
20315802-420100	FEDERAL GRANTS & ASSISTANCE	\$ -	\$ 168,559	\$ 195,000	\$ 195,000	\$ -
20315802-450050	CDBG GRANT	277,792	616,300	881,900	881,900	785,100
20315802-469015	MISCELLANEOUS REVENUE	-	13	-	-	-
20315802-480100	INTEREST	(1,506.00)	-	-	-	-
20315802-499050	BEGINNING BALANCE	(14,732)	(22,016)	-	-	-
<b>TOTAL RESOURCES</b>		<b>\$ 261,554</b>	<b>\$ 762,856</b>	<b>\$ 1,076,900</b>	<b>\$ 1,076,900</b>	<b>\$ 785,100</b>
<b>REQUIREMENTS</b>						
20315802-602800	HOUSING - REHAB	\$ 95,162	\$ 344,492	\$ 315,000	\$ 315,000	\$ 342,900
20315802-602805	HOUSING - OTHER	51,200	-	140,000	140,000	50,000
20315802-602810	ECO DEVO - MICROENTERPRISE	10,150	6,100	186,400	186,400	110,000
20315802-602815	ECO DEVO - JOB CREATION	13,427	20,573	110,000	110,000	-
20315802-602835	PUBLIC SERVICES	95,867	347,189	185,500	185,500	127,200
20315802-700095	COMM DEV - ACCESSIBILITY	-	58,000	-	-	-
20315802-700096	COMM DEV - PUBLIC IMPROVEMENTS	17,764	40,813	140,000	140,000	155,000
<b>TOTAL REQUIREMENTS</b>		<b>\$ 283,570</b>	<b>\$ 817,167</b>	<b>\$ 1,076,900</b>	<b>\$ 1,076,900</b>	<b>\$ 785,100</b>
<b>RESOURCES LESS REQUIREMENTS</b>		<b>\$ (22,016)</b>	<b>\$ (54,311)</b>	<b>\$ -</b>	<b>\$ -</b>	<b>\$ -</b>



**CITY OF ALBANY, OREGON**

**BIENNIUM 2023-2025**

LINE ITEM SUMMARY

DEPARTMENT: COMMUNITY DEVELOPMENT

PROGRAM: 20315803 - HERITAGE PROGRAMS

Account Number	Description	2018-19 Actual	2019-21 Actual	2021-23 Adopted	2021-23 Revised	2023-25 Adopted
<b>RESOURCES</b>						
20315803-424070	STATE HIST PRESERVATION OFFICE	\$ 2,884	\$ 2,999	\$ -	\$ -	\$ -
20315803-480100	INTEREST	-	2.00	-	-	-
<b>TOTAL RESOURCES</b>		<b>\$ 2,884</b>	<b>\$ 3,001</b>	<b>\$ -</b>	<b>\$ -</b>	<b>\$ -</b>
<b>REQUIREMENTS</b>						
20315803-610405	MATERIALS & SUPPLIES	\$ 2,884	\$ 2,999	\$ -	\$ -	\$ -
<b>TOTAL REQUIREMENTS</b>		<b>\$ 2,884</b>	<b>\$ 2,999</b>	<b>\$ -</b>	<b>\$ -</b>	<b>\$ -</b>
<b>RESOURCES LESS REQUIREMENTS</b>		<b>\$ -</b>	<b>\$ 2</b>	<b>\$ -</b>	<b>\$ -</b>	<b>\$ -</b>





**CITY OF ALBANY, OREGON**

**BIENNIUM 2023-2025**

LINE ITEM SUMMARY

DEPARTMENT: COMMUNITY DEVELOPMENT

PROGRAM: 20315804 - SHPO HISTORIC PRESERVATION

Account Number	Description	2018-19 Actual	2019-21 Actual	2021-23 Adopted	2021-23 Revised	2023-25 Adopted
<b>RESOURCES</b>						
20315804-424015	STATE OF OREGON	\$ 10,474	\$ -	\$ 25,000	\$ 40,800	\$ 25,000
20315804-469015	MISCELLANEOUS REVENUE	-	2	-	-	-
20315804-480100	INTEREST	(20.00)	-	-	-	-
20315804-499050	BEGINNING BALANCE	(48)	(68)	-	-	-
<b>TOTAL RESOURCES</b>		<b>\$ 10,406</b>	<b>\$ (66)</b>	<b>\$ 25,000</b>	<b>\$ 40,800</b>	<b>\$ 25,000</b>
<b>REQUIREMENTS</b>						
20315804-600400	CONTRACTUAL SERVICES	\$ 160	\$ -	\$ 3,200	\$ 3,200	\$ 3,200
20315804-610130	EDUCATION & TRAINING	21	-	3,000	3,000	3,000
20315804-610405	MATERIALS & SUPPLIES	197	415	2,000	2,000	2,000
20315804-610540	POSTAGE & SHIPPING	-	-	800	800	800
20315804-670560	REHABILITATION GRANTS	10,095	-	16,000	31,800	16,000
<b>TOTAL REQUIREMENTS</b>		<b>\$ 10,473</b>	<b>\$ 415</b>	<b>\$ 25,000</b>	<b>\$ 40,800</b>	<b>\$ 25,000</b>
<b>RESOURCES LESS REQUIREMENTS</b>		<b>\$ (67)</b>	<b>\$ (481)</b>	<b>\$ -</b>	<b>\$ -</b>	<b>\$ -</b>



**CITY OF ALBANY, OREGON**

**BIENNIUM 2023-2025**

LINE ITEM SUMMARY

DEPARTMENT: **COMMUNITY DEVELOPMENT**

PROGRAM: **20315805 - DLCD GRANT**

<b>Account Number</b>	<b>Description</b>	<b>2018-19 Actual</b>	<b>2019-21 Actual</b>	<b>2021-23 Adopted</b>	<b>2021-23 Revised</b>	<b>2023-25 Adopted</b>
<b>RESOURCES</b>						
20315805-420200	DLCD GRANT	\$ -	\$ 99,955	\$ -	\$ -	\$ 25,000
<b>TOTAL RESOURCES</b>		<b>\$ -</b>	<b>\$ 99,955</b>	<b>\$ -</b>	<b>\$ -</b>	<b>\$ 25,000</b>
<b>REQUIREMENTS</b>						
20315805-600400	CONTRACTUAL SERVICES	\$ -	\$ 101,429	\$ -	\$ -	\$ -
20315805-600465	CONTRACTUAL: HOUSING IMPL SVCS	-	-	-	-	25,000
<b>TOTAL REQUIREMENTS</b>		<b>\$ -</b>	<b>\$ 101,429</b>	<b>\$ -</b>	<b>\$ -</b>	<b>\$ 25,000</b>
<b>RESOURCES LESS REQUIREMENTS</b>		<b>\$ -</b>	<b>\$ (1,474)</b>	<b>\$ -</b>	<b>\$ -</b>	<b>\$ -</b>



**CITY OF ALBANY, OREGON**  
**BIENNIUM 2023-2025**

LINE ITEM SUMMARY  
 DEPARTMENT: **COMMUNITY DEVELOPMENT**  
 PROGRAM: **20315806 - STATE AFFORDABLE HOUSING**

Account Number	Description	2018-19 Actual	2019-21 Actual	2021-23 Adopted	2021-23 Revised	2023-25 Adopted
<b>RESOURCES</b>						
20315806-424015	STATE OF OREGON	\$ -	\$ -	\$ -	\$ 1,000,000	\$ 1,000,000
<b>TOTAL RESOURCES</b>		\$ -	\$ -	\$ -	\$ 1,000,000	\$ 1,000,000
<b>REQUIREMENTS</b>						
20315806-600400	CONTRACTUAL SERVICES	\$ -	\$ -	\$ -	\$ 1,000,000	\$ 1,000,000
<b>TOTAL REQUIREMENTS</b>		\$ -	\$ -	\$ -	\$ 1,000,000	\$ 1,000,000
<b>RESOURCES LESS REQUIREMENTS</b>		\$ -	\$ -	\$ -	\$ -	\$ -



**CITY OF ALBANY, OREGON**

**BIENNIUM 2023-2025**

LINE ITEM SUMMARY

DEPARTMENT: POLICE

PROGRAM: 20320800 - POLICE GRANTS

Account Number	Description	2018-19 Actual	2019-21 Actual	2021-23 Adopted	2021-23 Revised	2023-25 Adopted
<b>RESOURCES</b>						
20320800-424015	STATE OF OREGON	\$ -	\$ 2,481	\$ -	\$ -	\$ -
20320800-469016	MISC GRANT REVENUE	-	1,000	-	-	-
20320800-480100	INTEREST	-	14	-	-	-
20320800-499050	BEGINNING BALANCE	-	-	-	-	3,500
<b>TOTAL RESOURCES</b>		<b>\$ -</b>	<b>\$ 3,495</b>	<b>\$ -</b>	<b>\$ -</b>	<b>\$ 3,500</b>
<b>REQUIREMENTS</b>						
20320800-530010	OVERTIME	\$ -	\$ -	\$ -	\$ -	\$ 3,500
<b>TOTAL REQUIREMENTS</b>		<b>\$ -</b>	<b>\$ -</b>	<b>\$ -</b>	<b>\$ -</b>	<b>\$ 3,500</b>
<b>RESOURCES LESS REQUIREMENTS</b>		<b>\$ -</b>	<b>\$ 3,495</b>	<b>\$ -</b>	<b>\$ -</b>	<b>\$ -</b>



**CITY OF ALBANY, OREGON**

**BIENNIUM 2023-2025**

LINE ITEM SUMMARY

DEPARTMENT: POLICE

PROGRAM: 20320801 - DOJ BULLETPROOF VEST

Account Number	Description	2018-19 Actual	2019-21 Actual	2021-23 Adopted	2021-23 Revised	2023-25 Adopted
<b>RESOURCES</b>						
20320801-420025	BUREAU OF JUSTICE	\$ 3,012	\$ 14,796	\$ 8,000	\$ 8,000	\$ 5,000
20320801-480100	INTEREST	(21.00)	50.00	200.00	200.00	100.00
20320801-499050	BEGINNING BALANCE	(1,423)	(5,208)	-	-	-
<b>TOTAL RESOURCES</b>		<b>\$ 1,568</b>	<b>\$ 9,638</b>	<b>\$ 8,200</b>	<b>\$ 8,200</b>	<b>\$ 5,100</b>
<b>REQUIREMENTS</b>						
20320801-610750	UNIFORMS	\$ 6,776	\$ 11,930	\$ 8,200	\$ 8,200	\$ 5,100
<b>TOTAL REQUIREMENTS</b>		<b>\$ 6,776</b>	<b>\$ 11,930</b>	<b>\$ 8,200</b>	<b>\$ 8,200</b>	<b>\$ 5,100</b>
<b>RESOURCES LESS REQUIREMENTS</b>		<b>\$ (5,208)</b>	<b>\$ (2,292)</b>	<b>\$ -</b>	<b>\$ -</b>	<b>\$ -</b>



**CITY OF ALBANY, OREGON**

**BIENNIUM 2023-2025**

LINE ITEM SUMMARY

DEPARTMENT: POLICE

PROGRAM: 20320802 - DOJ EQUITABLE SHARING

Account Number	Description	2018-19 Actual	2019-21 Actual	2021-23 Adopted	2021-23 Revised	2023-25 Adopted
<b>RESOURCES</b>						
20320802-424060	DOJ EQUITABLE SHARING	\$ -	\$ 22,001	\$ 110,000	\$ 110,000	\$ 10,000
20320802-469015	MISCELLANEOUS REVENUE	-	9	-	-	-
20320802-480100	INTEREST	883.00	2,509.00	500.00	500.00	200.00
20320802-499050	BEGINNING BALANCE	68,366	64,797	70,000	70,000	40,000
<b>TOTAL RESOURCES</b>		<b>\$ 69,249</b>	<b>\$ 89,316</b>	<b>\$ 180,500</b>	<b>\$ 180,500</b>	<b>\$ 50,200</b>
<b>REQUIREMENTS</b>						
20320802-610135	EQUIPMENT RENTAL: PRIVATE	\$ -	\$ 13,976	\$ 24,000	\$ 24,000	\$ 26,000
20320802-610405	MATERIALS & SUPPLIES	4,452	1,010	10,000	10,000	4,000
20320802-610430	MINOR EQUIPMENT	-	29,264	10,000	10,000	10,000
20320802-690100	RESERVE: DOJ EQUITABLE SHARING	-	-	136,500	136,500	10,200
<b>TOTAL REQUIREMENTS</b>		<b>\$ 4,452</b>	<b>\$ 44,250</b>	<b>\$ 180,500</b>	<b>\$ 180,500</b>	<b>\$ 50,200</b>
<b>RESOURCES LESS REQUIREMENTS</b>		<b>\$ 64,797</b>	<b>\$ 45,066</b>	<b>\$ -</b>	<b>\$ -</b>	<b>\$ -</b>



**CITY OF ALBANY, OREGON**

**BIENNIUM 2023-2025**

LINE ITEM SUMMARY

DEPARTMENT: POLICE

PROGRAM: 20320803 - COMMUNITY POLICING DONATIONS

Account Number	Description	2018-19 Actual	2019-21 Actual	2021-23 Adopted	2021-23 Revised	2023-25 Adopted
<b>RESOURCES</b>						
20320803-462105	DONATIONS: APAK	\$ 550	\$ -	\$ 700	\$ 700	\$ -
20320803-462106	DONATIONS: TOTO	-	500	700	700	-
20320803-462107	DONATIONS: K9	-	4,297	700	5,700	500
20320803-462110	DONATIONS: BULB	500	-	700	700	500
20320803-469015	MISCELLANEOUS REVENUE	500	4,120	-	-	-
20320803-480100	INTEREST	48.00	129.00	200.00	200.00	100.00
20320803-499050	BEGINNING BALANCE	3,171	3,261	3,200	3,200	10,000
<b>TOTAL RESOURCES</b>		<b>\$ 4,769</b>	<b>\$ 12,307</b>	<b>\$ 6,200</b>	<b>\$ 11,200</b>	<b>\$ 11,100</b>
<b>REQUIREMENTS</b>						
20320803-610405	MATERIALS & SUPPLIES	\$ 1,151	\$ 2,218	\$ 4,900	\$ 9,900	\$ 8,100
20320803-610430	MINOR EQUIPMENT	357	4,021	1,300	1,300	3,000
<b>TOTAL REQUIREMENTS</b>		<b>\$ 1,508</b>	<b>\$ 6,239</b>	<b>\$ 6,200</b>	<b>\$ 11,200</b>	<b>\$ 11,100</b>
<b>RESOURCES LESS REQUIREMENTS</b>		<b>\$ 3,261</b>	<b>\$ 6,068</b>	<b>\$ -</b>	<b>\$ -</b>	<b>\$ -</b>



**CITY OF ALBANY, OREGON**

**BIENNIUM 2023-2025**

LINE ITEM SUMMARY

DEPARTMENT: POLICE

PROGRAM: 20320804 - ASSET FORFEITURE

Account Number	Description	2018-19 Actual	2019-21 Actual	2021-23 Adopted	2021-23 Revised	2023-25 Adopted
<b>RESOURCES</b>						
20320804-469015	MISCELLANEOUS REVENUE	\$ -	\$ 19	\$ -	\$ -	\$ -
20320804-480100	INTEREST	76	184	-	-	-
20320804-499050	BEGINNING BALANCE	5,692	5,768	4,500	4,500	1,000
<b>TOTAL RESOURCES</b>		<b>\$ 5,768</b>	<b>\$ 5,971</b>	<b>\$ 4,500</b>	<b>\$ 4,500</b>	<b>\$ 1,000</b>
<b>REQUIREMENTS</b>						
20320804-610405	MATERIALS & SUPPLIES	\$ -	\$ 1,390	\$ 4,000	\$ 4,000	\$ 1,000
20320804-690100	RESERVE: DOJ EQUITABLE SHARING	-	-	500	500	-
<b>TOTAL REQUIREMENTS</b>		<b>\$ -</b>	<b>\$ 1,390</b>	<b>\$ 4,500</b>	<b>\$ 4,500</b>	<b>\$ 1,000</b>
<b>RESOURCES LESS REQUIREMENTS</b>		<b>\$ 5,768</b>	<b>\$ 4,581</b>	<b>\$ -</b>	<b>\$ -</b>	<b>\$ -</b>





**CITY OF ALBANY, OREGON**

**BIENNIUM 2023-2025**

LINE ITEM SUMMARY

DEPARTMENT: POLICE

PROGRAM: 20320805 - LINE TASK FORCE (95.001)

Account Number	Description	2018-19 Actual	2019-21 Actual	2021-23 Adopted	2021-23 Revised	2023-25 Adopted
<b>RESOURCES</b>						
20320805-469015	MISCELLANEOUS REVENUE	\$ -	\$ 522	\$ -	\$ -	\$ -
20320805-480100	INTEREST	33	625	400	400	300
20320805-499050	BEGINNING BALANCE	(30,458)	12,521	5,000	5,000	-
<b>TOTAL RESOURCES</b>		<b>\$ 71,193</b>	<b>\$ 208,856</b>	<b>\$ 165,400</b>	<b>\$ 165,400</b>	<b>\$ 180,300</b>
<b>REQUIREMENTS</b>						
20320805-530010	OVERTIME	\$ 17,898	\$ 44,515	\$ 8,200	\$ 8,200	40,000
20320805-610130	EDUCATION & TRAINING	4,534	5,806	7,000	7,000	7,000
20320805-610405	MATERIALS & SUPPLIES	150	929	6,100	6,100	7,000
20320805-610430	MINOR EQUIPMENT	9,333	5,889	4,000	4,000	6,300
20320805-613425	EXTERNAL LEA REIMBURSEMENTS	18,316	106,432	96,000	96,000	100,000
20320805-621100	DRUG ENFORCEMENT	8,440	31,346	44,100	44,100	20,000
<b>TOTAL REQUIREMENTS</b>		<b>\$ 58,671</b>	<b>\$ 194,917</b>	<b>\$ 165,400</b>	<b>\$ 165,400</b>	<b>\$ 180,300</b>
<b>RESOURCES LESS REQUIREMENTS</b>		<b>\$ 12,522</b>	<b>\$ 13,939</b>	<b>\$ -</b>	<b>\$ -</b>	<b>\$ -</b>



**CITY OF ALBANY, OREGON**

**BIENNIUM 2023-2025**

LINE ITEM SUMMARY

DEPARTMENT: POLICE

PROGRAM: 20320806 - POLICE CADET PROGRAM

Account Number	Description	2018-19 Actual	2019-21 Actual	2021-23 Adopted	2021-23 Revised	2023-25 Adopted
<b>RESOURCES</b>						
20320806-469015	MISCELLANEOUS REVENUE	\$ 3,815	\$ 1	\$ -	\$ -	\$ -
20320806-480100	INTEREST	15	218	-	-	-
20320806-499050	BEGINNING BALANCE	929	4,720	4,500	4,500	4,600
<b>TOTAL RESOURCES</b>		<b>\$ 4,759</b>	<b>\$ 4,939</b>	<b>\$ 4,500</b>	<b>\$ 4,500</b>	<b>\$ 4,600</b>
<b>REQUIREMENTS</b>						
20320806-610750	UNIFORMS	\$ 40	\$ 370	\$ 4,500	\$ 4,500	\$ 4,600
<b>TOTAL REQUIREMENTS</b>		<b>\$ 40</b>	<b>\$ 370</b>	<b>\$ 4,500</b>	<b>\$ 4,500</b>	<b>\$ 4,600</b>
<b>RESOURCES LESS REQUIREMENTS</b>		<b>\$ 4,719</b>	<b>\$ 4,569</b>	<b>\$ -</b>	<b>\$ -</b>	<b>\$ -</b>



**CITY OF ALBANY, OREGON**

**BIENNIUM 2023-2025**

LINE ITEM SUMMARY

DEPARTMENT: POLICE

PROGRAM: 20320807 - LINE ASSET FORFEITURE

Account Number	Description	2018-19 Actual	2019-21 Actual	2021-23 Adopted	2021-23 Revised	2023-25 Adopted
<b>RESOURCES</b>						
20320807-424075	LINE TASK FORCE	\$ -	\$ 40,138	\$ 10,000	\$ 10,000	40,000
20320807-469015	MISCELLANEOUS REVENUE	-	179	-	-	-
20320807-480100	INTEREST	423	1,511	600	600	300
20320807-499050	BEGINNING BALANCE	30,897	28,308	47,500	47,500	160,000
<b>TOTAL RESOURCES</b>		<b>\$ 31,320</b>	<b>\$ 70,136</b>	<b>\$ 58,100</b>	<b>\$ 58,100</b>	<b>\$ 200,300</b>
<b>REQUIREMENTS</b>						
20320807-610130	EDUCATION & TRAINING	\$ 3,011	\$ 3,057	\$ 2,000	\$ 2,000	3,000
20320807-610405	MATERIALS & SUPPLIES	-	1,105	2,000	2,000	3,000
20320807-610430	MINOR EQUIPMENT	-	15,726	6,000	6,000	40,000
20320807-670000	MISCELLANEOUS EXPENDITURES	-	-	-	-	1,300
20320807-690100	RESERVE: DOJ EQUITABLE SHARING	-	-	48,100	48,100	153,000
<b>TOTAL REQUIREMENTS</b>		<b>\$ 3,011</b>	<b>\$ 19,888</b>	<b>\$ 58,100</b>	<b>\$ 58,100</b>	<b>\$ 200,300</b>
<b>RESOURCES LESS REQUIREMENTS</b>		<b>\$ 28,309</b>	<b>\$ 50,248</b>	<b>\$ -</b>	<b>\$ -</b>	<b>-</b>



**CITY OF ALBANY, OREGON**

**BIENNIUM 2023-2025**

LINE ITEM SUMMARY

DEPARTMENT: POLICE

PROGRAM: 20320808 - POLICE VICTIM IMPACT PANEL

Account Number	Description	2018-19 Actual	2019-21 Actual	2021-23 Adopted	2021-23 Revised	2023-25 Adopted
<b>RESOURCES</b>						
20320808-428340	LINN CO VICTIM IMP PANEL GRANT	\$ 1,755	\$ -	\$ 3,000	\$ 3,000	\$ 3,000
20320808-428341	BENTON CO VICTIM IMP PANEL GRT	2,280	-	-	-	-
20320808-480100	INTEREST	(11.00)	-	-	-	-
20320808-499050	BEGINNING BALANCE	-	(11)	-	-	-
<b>TOTAL RESOURCES</b>		<b>\$ 4,024</b>	<b>\$ (11)</b>	<b>\$ 3,000</b>	<b>\$ 3,000</b>	<b>\$ 3,000</b>
<b>REQUIREMENTS</b>						
20320808-610405	MATERIALS & SUPPLIES	\$ -	\$ -	\$ 3,000	\$ 3,000	\$ -
20320808-610430	MINOR EQUIPMENT	4,035	-	-	-	3,000
<b>TOTAL REQUIREMENTS</b>		<b>\$ 4,035</b>	<b>\$ -</b>	<b>\$ 3,000</b>	<b>\$ 3,000</b>	<b>\$ 3,000</b>
<b>RESOURCES LESS REQUIREMENTS</b>		<b>\$ (11)</b>	<b>\$ (11)</b>	<b>\$ -</b>	<b>\$ -</b>	<b>\$ -</b>



**CITY OF ALBANY, OREGON**

**BIENNIUM 2023-2025**

LINE ITEM SUMMARY

DEPARTMENT: POLICE

PROGRAM: 20320809 - POLICE ENFORCEMENT

Account Number	Description	2018-19 Actual	2019-21 Actual	2021-23 Adopted	2021-23 Revised	2023-25 Adopted
<b>RESOURCES</b>						
20320809-420015	DUII ENFORCEMENT GRANT 20.600	\$ (314)	\$ 5,659	\$ 5,000	\$ 5,000	\$ 5,000
20320809-420016	SEATBELT ENFORCEMENT 20.600	-	2,713	2,000	2,000	2,500
20320809-420017	SPEEDING ENFORCEMENT 20.600	-	11,914	2,000	2,000	3,500
20320809-420018	DISTRACTED DRIVING ENF 20.600	-	2,454	2,000	2,000	2,500
20320809-480100	INTEREST	-	267.00	-	-	200.00
20320809-499050	BEGINNING BALANCE	-	(314)	-	-	10,000
<b>TOTAL RESOURCES</b>		<b>\$ (314)</b>	<b>\$ 22,693</b>	<b>\$ 11,000</b>	<b>\$ 11,000</b>	<b>\$ 23,700</b>
<b>REQUIREMENTS</b>						
20320809-530010	OVERTIME	\$ -	\$ 13,632	\$ 11,000	\$ 11,000	\$ 23,700
<b>TOTAL REQUIREMENTS</b>		<b>\$ -</b>	<b>\$ 13,632</b>	<b>\$ 11,000</b>	<b>\$ 11,000</b>	<b>\$ 23,700</b>
<b>RESOURCES LESS REQUIREMENTS</b>		<b>\$ (314)</b>	<b>\$ 9,061</b>	<b>\$ -</b>	<b>\$ -</b>	<b>\$ -</b>



**CITY OF ALBANY, OREGON**

**BIENNIUM 2023-2025**

LINE ITEM SUMMARY

DEPARTMENT: POLICE

PROGRAM: 20320810 - VICTIMS OF CRIME ACT (VOCA)

Account Number	Description	2018-19 Actual	2019-21 Actual	2021-23 Adopted	2021-23 Revised	2023-25 Adopted
<b>RESOURCES</b>						
20320810-424061	DOJ VOCA FUNDS	\$ -	\$ 112,578	\$ 233,300	\$ 233,300	\$ 180,000
20320810-469015	MISCELLANEOUS REVENUE	-	35	-	-	-
20320810-480100	INTEREST	-	44	-	-	-
20320810-499050	BEGINNING BALANCE	-	-	-	-	40,000
<b>TOTAL RESOURCES</b>		<b>\$ -</b>	<b>\$ 112,657</b>	<b>\$ 233,300</b>	<b>\$ 233,300</b>	<b>\$ 220,000</b>
<b>REQUIREMENTS</b>						
20320810-510010	WAGES & SALARIES	\$ -	\$ 61,427	\$ 105,600	\$ 105,600	\$ 110,000
20320810-560001	EMPLOYER MEDICAL	-	33,609	58,100	58,100	40,000
20320810-560005	EMPLOYER DENTAL	-	2,040	3,600	3,600	4,000
20320810-560008	EMPLOYER VISION	-	1,039	1,900	1,900	1,200
20320810-560010	EMPLOYER PAID BENEFITS	-	5,828	8,200	8,200	8,500
20320810-560012	EMPLOYER PAID DEFERRED COMP	-	266	1,200	1,200	2,200
20320810-560014	EMPLOYER PAID LTD/LIFE/AD&D	-	274	1,000	1,000	200
20320810-560016	EMPLOYER PAID WORKER'S COMP	-	1,155	4,400	4,400	4,500
20320810-560018	EMPLOYER PAID OREGON WBF	-	13	900	900	1,200
20320810-560020	PERS	-	7,426	38,000	38,000	36,500
20320810-560022	EMPLYR PAID OREGON PAID LEAVE	-	-	-	-	1,300
20320810-560030	HRA VEBA	-	4,000	4,000	4,000	4,000
20320810-610130	EDUCATION & TRAINING	-	2,150	4,000	4,000	4,000
20320810-610405	MATERIALS & SUPPLIES	-	819	1,000	1,000	1,000
20320810-610545	PRINTING & BINDING	-	-	400	400	400
20320810-670000	MISCELLANEOUS EXPENDITURES	-	-	1,000	1,000	1,000
<b>TOTAL REQUIREMENTS</b>		<b>\$ -</b>	<b>\$ 120,046</b>	<b>\$ 233,300</b>	<b>\$ 233,300</b>	<b>\$ 220,000</b>
<b>RESOURCES LESS REQUIREMENTS</b>		<b>\$ -</b>	<b>\$ (7,389)</b>	<b>\$ -</b>	<b>\$ -</b>	<b>\$ -</b>



**CITY OF ALBANY, OREGON**  
**BIENNIUM 2023-2025**

LINE ITEM SUMMARY

DEPARTMENT: POLICE

PROGRAM: 20320811 - COPS HIRING PROGRAM GRANT

Account Number	Description	2018-19 Actual	2019-21 Actual	2021-23 Adopted	2021-23 Revised	2023-25 Adopted
<b>RESOURCES</b>						
20320811-420100	FEDERAL GRANTS & ASSISTANCE	\$ -	\$ 51,185	\$ 231,300	\$ 231,300	\$ 10,900
<b>TOTAL RESOURCES</b>		<b>\$ -</b>	<b>\$ 51,185</b>	<b>\$ 231,300</b>	<b>\$ 231,300</b>	<b>\$ 10,900</b>
<b>REQUIREMENTS</b>						
20320811-510010	WAGES & SALARIES	\$ -	\$ 39,506	\$ 139,800	\$ 139,800	\$ 6,500
20320811-530010	OVERTIME	-	1,219	-	-	-
20320811-560001	EMPLOYER MEDICAL	-	6,056	20,200	20,200	1,000
20320811-560005	EMPLOYER DENTAL	-	132	1,800	1,800	100
20320811-560008	EMPLOYER VISION	-	187	800	800	-
20320811-560010	EMPLOYER PAID BENEFITS	-	3,248	10,800	10,800	500
20320811-560012	EMPLOYER PAID DEFERRED COMP	-	361	1,500	1,500	100
20320811-560014	EMPLOYER PAID LTD/LIFE/AD&D	-	313	1,200	1,200	100
20320811-560016	EMPLOYER PAID WORKER'S COMP	-	1,554	5,800	5,800	300
20320811-560018	EMPLOYER PAID OREGON WBF	-	13	1,200	1,200	100
20320811-560020	PERS	-	878	46,200	46,200	2,100
20320811-560022	EMPLYR PAID OREGON PAID LEAVE	-	-	-	-	100
20320811-560030	HRA VEBA	-	2,000	2,000	2,000	-
<b>TOTAL REQUIREMENTS</b>		<b>\$ -</b>	<b>\$ 55,467</b>	<b>\$ 231,300</b>	<b>\$ 231,300</b>	<b>\$ 10,900</b>
<b>RESOURCES LESS REQUIREMENTS</b>		<b>\$ -</b>	<b>\$ (4,282)</b>	<b>\$ -</b>	<b>\$ -</b>	<b>\$ -</b>



# CITY OF ALBANY, OREGON

BIENNIUM 2023-2025

LINE ITEM SUMMARY

DEPARTMENT: POLICE

PROGRAM: 20320998 - WALMART GRANT

Account Number	Description	2018-19 Actual	2019-21 Actual	2021-23 Adopted	2021-23 Revised	2023-25 Adopted
<b>RESOURCES</b>						
20320998-480100	INTEREST	\$ (2)	\$ -	\$ -	\$ -	\$ -
20320998-499050	BEGINNING BALANCE	44	42	-	-	-
<b>TOTAL RESOURCES</b>		<b>\$ 42</b>	<b>\$ 42</b>	<b>\$ -</b>	<b>\$ -</b>	<b>\$ -</b>





# CITY OF ALBANY, OREGON

BIENNIUM 2023-2025

LINE ITEM SUMMARY

DEPARTMENT: POLICE

PROGRAM: 20320999 - COMMUNITY POLICING

Account Number	Description	2018-19 Actual	2019-21 Actual	2021-23 Adopted	2021-23 Revised	2023-25 Adopted
<b>RESOURCES</b>						
20320999-480100	INTEREST	(2)	-	-	-	-
20320999-499050	BEGINNING BALANCE	7	5	-	-	-
<b>TOTAL RESOURCES</b>		\$ 5	\$ 5	\$ -	\$ -	\$ -



**CITY OF ALBANY, OREGON**

**BIENNIUM 2023-2025**

LINE ITEM SUMMARY

DEPARTMENT: FIRE

PROGRAM: 20325800 - FIRE GRANTS

Account Number	Description	2018-19 Actual	2019-21 Actual	2021-23 Adopted	2021-23 Revised	2023-25 Adopted
<b>RESOURCES</b>						
20325800-469015	MISCELLANEOUS REVENUE	\$ -	\$ -	\$ 34,000	\$ 34,000	\$ 42,000
<b>TOTAL RESOURCES</b>		<b>\$ -</b>	<b>\$ -</b>	<b>\$ 34,000</b>	<b>\$ 34,000</b>	<b>\$ 42,000</b>
<b>REQUIREMENTS</b>						
20325800-600400	CONTRACTUAL SERVICES	\$ -	\$ -	\$ -	\$ -	\$ 42,000
20325800-610405	MATERIALS & SUPPLIES	-	-	34,000	34,000	-
<b>TOTAL REQUIREMENTS</b>		<b>\$ -</b>	<b>\$ -</b>	<b>\$ 34,000</b>	<b>\$ 34,000</b>	<b>\$ 42,000</b>
<b>RESOURCES LESS REQUIREMENTS</b>		<b>\$ -</b>	<b>\$ -</b>	<b>\$ -</b>	<b>\$ -</b>	<b>\$ -</b>



**CITY OF ALBANY, OREGON**

**BIENNIUM 2023-2025**

LINE ITEM SUMMARY

DEPARTMENT: FIRE

PROGRAM: 20325801 - STATE HMEP GRANT

Account Number	Description	2018-19 Actual	2019-21 Actual	2021-23 Adopted	2021-23 Revised	2023-25 Adopted
<b>RESOURCES</b>						
20325801-420030	OREGON EMERGENCY MANAGEMENT	\$ -	\$ 21,533	\$ 21,000	\$ 21,000	\$ 75,000
20325801-480100	INTEREST	(10.00)	-	-	-	-
20325801-492170	FROM: EQUIPMENT REPLACEMENT	-	1,254	-	-	-
20325801-499050	BEGINNING BALANCE	(592)	(602)	-	-	-
<b>TOTAL RESOURCES</b>		<b>\$ (602)</b>	<b>\$ 22,185</b>	<b>\$ 21,000</b>	<b>\$ 21,000</b>	<b>\$ 75,000</b>
<b>REQUIREMENTS</b>						
20325801-600400	CONTRACTUAL SERVICES	\$ -	\$ 22,184	\$ 21,000	\$ 21,000	\$ 50,000
20325801-610130	EDUCATION & TRAINING	-	-	-	-	25,000
<b>TOTAL REQUIREMENTS</b>		<b>\$ -</b>	<b>\$ 22,184</b>	<b>\$ 21,000</b>	<b>\$ 21,000</b>	<b>\$ 75,000</b>
<b>RESOURCES LESS REQUIREMENTS</b>		<b>\$ (602)</b>	<b>\$ 1</b>	<b>\$ -</b>	<b>\$ -</b>	<b>\$ -</b>



**CITY OF ALBANY, OREGON**

**BIENNIUM 2023-2025**

LINE ITEM SUMMARY

DEPARTMENT: FIRE

PROGRAM: 20325802 - STATE HMEP GRANT (ODD YR)

Account Number	Description	2018-19 Actual	2019-21 Actual	2021-23 Adopted	2021-23 Revised	2023-25 Adopted
<b>RESOURCES</b>						
20325802-420030	OREGON EMERGENCY MANAGEMENT	\$ 21,400	\$ -	\$ 31,000	\$ 31,000	\$ 127,000
20325802-480100	INTEREST	(43.00)	-	-	-	-
20325802-492170	FROM: EQUIPMENT REPLACEMENT	-	1,812	-	-	-
20325802-499050	BEGINNING BALANCE	(1,766)	(1,809)	-	-	-
<b>TOTAL RESOURCES</b>		<b>\$ 19,591</b>	<b>\$ 3</b>	<b>\$ 31,000</b>	<b>\$ 31,000</b>	<b>\$ 127,000</b>
<b>REQUIREMENTS</b>						
20325802-600400	CONTRACTUAL SERVICES	\$ 21,400	\$ -	\$ 25,000	\$ 25,000	\$ 85,000
20325802-610405	MATERIALS & SUPPLIES	-	-	6,000	6,000	42,000
<b>TOTAL REQUIREMENTS</b>		<b>\$ 21,400</b>	<b>\$ -</b>	<b>\$ 31,000</b>	<b>\$ 31,000</b>	<b>\$ 127,000</b>
<b>RESOURCES LESS REQUIREMENTS</b>		<b>\$ (1,809)</b>	<b>\$ 3</b>	<b>\$ -</b>	<b>\$ -</b>	<b>\$ -</b>



# CITY OF ALBANY, OREGON

BIENNIUM 2023-2025

LINE ITEM SUMMARY

DEPARTMENT: FIRE

PROGRAM: 20325803 - STATE HOMELAND SEC (97.073)

Account Number	Description	2018-19 Actual	2019-21 Actual	2021-23 Adopted	2021-23 Revised	2023-25 Adopted
<b>RESOURCES</b>						
20325803-480100	INTEREST	\$ (3)	\$ -	\$ -	\$ -	\$ -
20325803-499050	BEGINNING BALANCE	(33)	(36)	-	-	-
<b>TOTAL RESOURCES</b>		<b>\$ (36)</b>	<b>\$ (36)</b>	<b>\$ -</b>	<b>\$ -</b>	<b>\$ -</b>



# CITY OF ALBANY, OREGON

BIENNIUM 2023-2025

LINE ITEM SUMMARY

DEPARTMENT: FIRE

PROGRAM: 20325804 - BROWNSFIELDS REDEVELOPMENT

Account Number	Description	2018-19 Actual	2019-21 Actual	2021-23 Adopted	2021-23 Revised	2023-25 Adopted
<b>RESOURCES</b>						
20325804-480100	INTEREST	149.00	385.00	-	-	-
20325804-499050	BEGINNING BALANCE	10,984	11,133	-	-	-
<b>TOTAL RESOURCES</b>		<b>\$ 11,133</b>	<b>\$ 11,518</b>	<b>\$ -</b>	<b>\$ -</b>	<b>\$ -</b>



**CITY OF ALBANY, OREGON**

**BIENNIUM 2023-2025**

LINE ITEM SUMMARY

DEPARTMENT: FIRE

PROGRAM: 20325805 - COMMUNITY PARAMEDIC PROGRAM

Account Number	Description	2018-19 Actual	2019-21 Actual	2021-23 Adopted	2021-23 Revised	2023-25 Adopted
<b>RESOURCES</b>						
20325805-428315	INTERCOMMUNITY HEALTH	\$ 14,167	\$ -	\$ -	\$ -	\$ -
20325805-469015	MISCELLANEOUS REVENUE	-	2	-	-	-
20325805-480100	INTEREST	731	1,033	-	-	-
20325805-499050	BEGINNING BALANCE	40,242	54,084	21,000	21,000	-
<b>TOTAL RESOURCES</b>		<b>\$ 55,140</b>	<b>\$ 55,119</b>	<b>\$ 21,000</b>	<b>\$ 21,000</b>	<b>\$ -</b>
<b>REQUIREMENTS</b>						
20325805-560010	EMPLOYER PAID BENEFITS	\$ 1	\$ -	\$ -	\$ -	\$ -
20325805-610405	MATERIALS & SUPPLIES	517	33,976	21,000	21,000	-
20325805-610800	VEHICLE FUEL CHARGES	-	30	-	-	-
20325805-620070	RESIDENTIAL SAFETY PROG EQUIP	212	30	-	-	-
20325805-630010	TELEPHONE	325	-	-	-	-
<b>TOTAL REQUIREMENTS</b>		<b>\$ 1,055</b>	<b>\$ 34,036</b>	<b>\$ 21,000</b>	<b>\$ 21,000</b>	<b>\$ -</b>
<b>RESOURCES LESS REQUIREMENTS</b>		<b>\$ 54,085</b>	<b>\$ 21,083</b>	<b>\$ -</b>	<b>\$ -</b>	<b>\$ -</b>



# CITY OF ALBANY, OREGON

BIENNIUM 2023-2025

LINE ITEM SUMMARY

DEPARTMENT: FIRE

PROGRAM: 20325806 - HOSPITAL PREPAREDNESS (93.889)

Account Number	Description	2018-19 Actual	2019-21 Actual	2021-23 Adopted	2021-23 Revised	2023-25 Adopted
<b>RESOURCES</b>						
20325806-480100	INTEREST	\$ (3)	\$ -	\$ -	\$ -	\$ -
20325806-499050	BEGINNING BALANCE	(54)	(57)	-	-	-
<b>TOTAL RESOURCES</b>		<b>\$ (57)</b>	<b>\$ (57)</b>	<b>\$ -</b>	<b>\$ -</b>	<b>\$ -</b>





# CITY OF ALBANY, OREGON

BIENNIUM 2023-2025

LINE ITEM SUMMARY

DEPARTMENT: FIRE

PROGRAM: 20325807 - GROUND EMERGENCY TRANSPORT

Account Number	Description	2018-19 Actual	2019-21 Actual	2021-23 Adopted	2021-23 Revised	2023-25 Adopted
<b>RESOURCES</b>						
20325807-420055	CENTER FOR MEDICARE & MEDICAID	\$ -	\$ 1,138,683	\$ 600,000	\$ 600,000	\$ 2,200,000
20325807-480100	INTEREST	(1,088)	4,275	-	-	-
20325807-499050	BEGINNING BALANCE	(50,959)	(102,048)	-	-	-
<b>TOTAL RESOURCES</b>		<b>\$ (52,047)</b>	<b>\$ 1,040,910</b>	<b>\$ 600,000</b>	<b>\$ 600,000</b>	<b>\$ 2,200,000</b>
<b>REQUIREMENTS</b>						
20325807-510010	WAGES & SALARIES	\$ -	\$ -	\$ -	\$ -	\$ 392,700
20325807-530010	OVERTIME	-	-	-	-	150,000
20325807-560001	EMPLOYER MEDICAL	-	-	-	-	258,500
20325807-560010	EMPLOYER PAID BENEFITS	-	-	-	-	30,000
20325807-560012	EMPLOYER PAID DEFERRED COMP	-	-	-	-	7,900
20325807-560014	EMPLOYER PAID LTD/LIFE/AD&D	-	-	-	-	600
20325807-560016	EMPLOYER PAID WORKER'S COMP	-	-	-	-	17,200
20325807-560018	EMPLOYER PAID OREGON WBF	-	-	-	-	4,300
20325807-560020	PERS	-	-	-	-	129,600
20325807-560022	EMPLYR PAID OREGON PAID LEAVE	-	-	-	-	4,500
20325807-660400	CS: EQUIPMENT REPLACEMENT	50,000	100,000	-	-	-
20325807-670000	MISCELLANEOUS EXPENDITURES	-	250,786	-	-	-
20325807-700000	CAPITAL EQUIPMENT	-	-	-	-	704,700
20325807-911000	TO: GENERAL FUND	-	690,000	-	-	-
20325807-912170	TO: CAPITAL REPLACEMENT	-	-	600,000	600,000	500,000
<b>TOTAL REQUIREMENTS</b>		<b>\$ 50,000</b>	<b>\$ 1,040,786</b>	<b>\$ 600,000</b>	<b>\$ 600,000</b>	<b>\$ 2,200,000</b>
<b>RESOURCES LESS REQUIREMENTS</b>		<b>\$ (102,047)</b>	<b>\$ 124</b>	<b>\$ -</b>	<b>\$ -</b>	<b>\$ -</b>



# CITY OF ALBANY, OREGON

BIENNIUM 2023-2025

LINE ITEM SUMMARY

DEPARTMENT: FIRE

PROGRAM: 20325808 - SAFER GRANT (97.083)

Account Number	Description	2018-19 Actual	2019-21 Actual	2021-23 Adopted	2021-23 Revised	2023-25 Adopted
<b>RESOURCES</b>						
20325808-420030	OREGON EMERGENCY MANAGEMENT	\$ 548,935	\$ 359,003	\$ 831,900	\$ 831,900	\$ 855,900
20325808-480100	INTEREST	(2,008)	1	-	-	-
20325808-491000	FROM: GENERAL FUND	-	92,691	-	-	-
20325808-499050	BEGINNING BALANCE	1,680	25,897	-	-	-
<b>TOTAL RESOURCES</b>		<b>\$ 548,607</b>	<b>\$ 477,592</b>	<b>\$ 831,900</b>	<b>\$ 831,900</b>	<b>\$ 855,900</b>
<b>REQUIREMENTS</b>						
20325808-510010	WAGES & SALARIES	\$ 307,480	\$ 272,038	\$ 448,900	\$ 448,900	\$ 443,100
20325808-530010	OVERTIME	-	980	-	-	-
20325808-560001	EMPLOYER MEDICAL	-	-	-	-	193,900
20325808-560002	EMPLOYER MEDICAL FIRE	-	43,236	-	-	-
20325808-560010	EMPLOYER PAID BENEFITS	215,229	111,052	219,900	219,900	33,900
20325808-560012	EMPLOYER PAID DEFERRED COMP	-	-	-	-	8,900
20325808-560014	EMPLOYER PAID LTD/LIFE/AD&D	-	-	2,900	2,900	500
20325808-560016	EMPLOYER PAID WORKER'S COMP	-	-	11,900	11,900	19,400
20325808-560018	EMPLOYER PAID OREGON WBF	-	-	200	200	4,900
20325808-560020	PERS	-	50,219	148,100	148,100	146,200
20325808-560022	EMPLYR PAID OREGON PAID LEAVE	-	-	-	-	5,100
<b>TOTAL REQUIREMENTS</b>		<b>\$ 522,709</b>	<b>\$ 477,525</b>	<b>\$ 831,900</b>	<b>\$ 831,900</b>	<b>\$ 855,900</b>
<b>RESOURCES LESS REQUIREMENTS</b>		<b>\$ 25,898</b>	<b>\$ 67</b>	<b>\$ -</b>	<b>\$ -</b>	<b>\$ -</b>



**CITY OF ALBANY, OREGON**

**BIENNIUM 2023-2025**

LINE ITEM SUMMARY

DEPARTMENT: FIRE

PROGRAM: 20325809 - PUBLIC SAFETY FOUNDATION

Account Number	Description	2018-19 Actual	2019-21 Actual	2021-23 Adopted	2021-23 Revised	2023-25 Adopted
<b>RESOURCES</b>						
20325809-428330	PUBLIC SAFETY FOUNDATION	\$ 11,666	\$ 15,070	\$ 20,000	\$ 20,000	\$ 24,000
20325809-469015	MISCELLANEOUS REVENUE	-	60	-	-	-
20325809-480100	INTEREST	114	830	-	-	-
20325809-499050	BEGINNING BALANCE	5,870	17,649	28,200	28,200	-
<b>TOTAL RESOURCES</b>		<b>\$ 17,650</b>	<b>\$ 33,609</b>	<b>\$ 48,200</b>	<b>\$ 48,200</b>	<b>\$ 24,000</b>
<b>REQUIREMENTS</b>						
20325809-510010	WAGES & SALARIES	\$ -	\$ 1,562	\$ 12,500	\$ 12,500	\$ -
20325809-610405	MATERIALS & SUPPLIES	-	3,735	35,700	35,700	24,000
<b>TOTAL REQUIREMENTS</b>		<b>\$ -</b>	<b>\$ 5,297</b>	<b>\$ 48,200</b>	<b>\$ 48,200</b>	<b>\$ 24,000</b>
<b>RESOURCES LESS REQUIREMENTS</b>		<b>\$ 17,650</b>	<b>\$ 28,312</b>	<b>\$ -</b>	<b>\$ -</b>	<b>\$ -</b>



**CITY OF ALBANY, OREGON**

**BIENNIUM 2023-2025**

LINE ITEM SUMMARY

DEPARTMENT: FIRE

PROGRAM: 20325810 - STATION 15

Account Number	Description	2018-19 Actual	2019-21 Actual	2021-23 Adopted	2021-23 Revised	2023-25 Adopted
<b>RESOURCES</b>						
20325810-469015	MISCELLANEOUS REVENUE	\$ -	\$ 21	\$ -	\$ -	\$ -
20325810-480100	INTEREST	(228)	-	-	-	-
20325810-499050	BEGINNING BALANCE	-	(18,384)	-	-	-
<b>TOTAL RESOURCES</b>		<b>\$ (228)</b>	<b>\$ (18,363)</b>	<b>\$ -</b>	<b>\$ -</b>	<b>\$ -</b>
<b>REQUIREMENTS</b>						
20325810-600400	CONTRACTUAL SERVICES	\$ 20,289	\$ -	\$ -	\$ -	\$ -
20325810-610030	BUILDING MATERIALS	4,810	713	-	-	-
20325810-610405	MATERIALS & SUPPLIES	25,733	412	-	-	-
20325810-610430	MINOR EQUIPMENT	9,581	-	-	-	-
20325810-610530	PERSONAL PROTECTIVE EQUIPMENT	15,101	-	-	-	-
20325810-610750	UNIFORMS	(62,495)	-	-	-	-
20325810-620000	FIRE EQUIPMENT	824	-	-	-	-
20325810-630010	TELEPHONE	812	-	-	-	-
20325810-660400	CS: EQUIPMENT REPLACEMENT	3,500	-	-	-	-
20325810-912170	TO: CAPITAL REPLACEMENT	-	(19,514)	-	-	-
<b>TOTAL REQUIREMENTS</b>		<b>\$ 18,155</b>	<b>\$ (18,389)</b>	<b>\$ -</b>	<b>\$ -</b>	<b>\$ -</b>
<b>RESOURCES LESS REQUIREMENTS</b>						
		<b>\$ (18,383)</b>	<b>\$ 26</b>	<b>\$ -</b>	<b>\$ -</b>	<b>\$ -</b>



**CITY OF ALBANY, OREGON**

**BIENNIUM 2023-2025**

LINE ITEM SUMMARY

DEPARTMENT: FIRE

PROGRAM: 20325811 - ASSIST TO FIREFIGHTERS 97.044

Account Number	Description	2018-19 Actual	2019-21 Actual	2021-23 Adopted	2021-23 Revised	2023-25 Adopted
<b>RESOURCES</b>						
20325811-420060	FEMA GRANT	\$ 470,455	\$ -	\$ 100,000	\$ 743,000	\$ -
20325811-480100	INTEREST	-	1,063	-	-	-
<b>TOTAL RESOURCES</b>		<b>\$ 470,455</b>	<b>\$ 1,063</b>	<b>\$ 100,000</b>	<b>\$ 743,000</b>	<b>\$ -</b>
<b>REQUIREMENTS</b>						
20325811-700000	CAPITAL EQUIPMENT	\$ 470,455	\$ -	\$ 100,000	\$ 743,000	\$ -
20325811-912170	TO: CAPITAL REPLACEMENT	-	1,065	-	-	-
<b>TOTAL REQUIREMENTS</b>		<b>\$ 470,455</b>	<b>\$ 1,065</b>	<b>\$ 100,000</b>	<b>\$ 743,000</b>	<b>\$ -</b>
<b>RESOURCES LESS REQUIREMENTS</b>		<b>\$ -</b>	<b>\$ (2)</b>	<b>\$ -</b>	<b>\$ -</b>	<b>\$ -</b>



**CITY OF ALBANY, OREGON**

**BIENNIUM 2023-2025**

LINE ITEM SUMMARY

DEPARTMENT: FIRE

PROGRAM: 20325812 - HAZMAT BY RAIL (STATE)

Account Number	Description	2018-19 Actual	2019-21 Actual	2021-23 Adopted	2021-23 Revised	2023-25 Adopted
<b>RESOURCES</b>						
20325812-424015	STATE OF OREGON	\$ -	\$ 10,000	\$ -	\$ -	-
20325812-480100	INTEREST	(138)	-	-	-	-
20325812-499050	BEGINNING BALANCE	-	(10,138)	-	-	-
<b>TOTAL RESOURCES</b>		<b>\$ (138)</b>	<b>\$ (138)</b>	<b>\$ -</b>	<b>\$ -</b>	<b>-</b>
<b>REQUIREMENTS</b>						
20325812-600400	CONTRACTUAL SERVICES	\$ 10,000	\$ -	\$ -	\$ -	-
<b>TOTAL REQUIREMENTS</b>		<b>\$ 10,000</b>	<b>\$ -</b>	<b>\$ -</b>	<b>\$ -</b>	<b>-</b>
<b>RESOURCES LESS REQUIREMENTS</b>		<b>\$ (10,138)</b>	<b>\$ (138)</b>	<b>\$ -</b>	<b>\$ -</b>	<b>-</b>



**CITY OF ALBANY, OREGON**

**BIENNIUM 2023-2025**

LINE ITEM SUMMARY

DEPARTMENT: FIRE

PROGRAM: 20325813 - CARES

Account Number	Description	2018-19 Actual	2019-21 Actual	2021-23 Adopted	2021-23 Revised	2023-25 Adopted
<b>RESOURCES</b>						
20325813-420100	FEDERAL GRANTS & ASSISTANCE	\$ -	\$ 62,670	\$ -	\$ -	\$ -
20325813-460000	DONATIONS & SPONSORSHIPS	-	500	-	-	-
<b>TOTAL RESOURCES</b>		<b>\$ -</b>	<b>\$ 63,170</b>	<b>\$ -</b>	<b>\$ -</b>	<b>\$ -</b>
<b>REQUIREMENTS</b>						
20325813-510010	WAGES & SALARIES	\$ -	\$ 37,517	\$ -	\$ -	\$ -
20325813-560001	EMPLOYER MEDICAL	-	3,594	-	-	-
20325813-560002	EMPLOYER MEDICAL FIRE	-	3,958	-	-	-
20325813-560005	EMPLOYER DENTAL	-	319	-	-	-
20325813-560008	EMPLOYER VISION	-	123	-	-	-
20325813-560010	EMPLOYER PAID BENEFITS	-	5,425	-	-	-
20325813-560020	PERS	-	12,226	-	-	-
20325813-660500	CS: FLEXIBLE SPENDING ADMIN	-	8	-	-	-
<b>TOTAL REQUIREMENTS</b>		<b>\$ -</b>	<b>\$ 63,170</b>	<b>\$ -</b>	<b>\$ -</b>	<b>\$ -</b>
<b>RESOURCES LESS REQUIREMENTS</b>		<b>\$ -</b>	<b>\$ -</b>	<b>\$ -</b>	<b>\$ -</b>	<b>\$ -</b>



**CITY OF ALBANY, OREGON**

**BIENNIUM 2023-2025**

LINE ITEM SUMMARY

DEPARTMENT: FIRE

PROGRAM: 20325814 - HAZMAT TEAM (STATE)

Account Number	Description	2018-19 Actual	2019-21 Actual	2021-23 Adopted	2021-23 Revised	2023-25 Adopted
<b>RESOURCES</b>						
20325814-424015	STATE OF OREGON	\$ -	\$ -	\$ -	\$ -	\$ 65,000
<b>TOTAL RESOURCES</b>		\$ -	\$ -	\$ -	\$ -	\$ 65,000
<b>REQUIREMENTS</b>						
20325814-610130	EDUCATION & TRAINING	\$ -	\$ -	\$ -	\$ -	\$ 43,000
20325814-610405	MATERIALS & SUPPLIES	-	-	-	-	6,000
20325814-665400	PHYSICAL EXAMS & MEDICALS	-	-	-	-	16,000
<b>TOTAL REQUIREMENTS</b>		\$ -	\$ -	\$ -	\$ -	\$ 65,000
<b>RESOURCES LESS REQUIREMENTS</b>		\$ -	\$ -	\$ -	\$ -	\$ -





**CITY OF ALBANY, OREGON**

**BIENNIUM 2023-2025**

LINE ITEM SUMMARY

DEPARTMENT: FIRE

PROGRAM: 20325999 - SAFER 97.044

Account Number	Description	2018-19 Actual	2019-21 Actual	2021-23 Adopted	2021-23 Revised	2023-25 Adopted
<b>RESOURCES</b>						
20325999-480100	INTEREST	\$ 338	\$ 718	\$ -	\$ -	\$ -
20325999-499050	BEGINNING BALANCE	24,649	25,539	-	-	-
<b>TOTAL RESOURCES</b>		<b>\$ 24,987</b>	<b>\$ 26,257</b>	<b>\$ -</b>	<b>\$ -</b>	<b>\$ -</b>
<b>REQUIREMENTS</b>						
20325999-912170	TO: CAPITAL REPLACEMENT	\$ -	\$ 25,739	\$ -	\$ -	\$ -
<b>TOTAL REQUIREMENTS</b>		<b>\$ -</b>	<b>\$ 25,739</b>	<b>\$ -</b>	<b>\$ -</b>	<b>\$ -</b>
<b>RESOURCES LESS REQUIREMENTS</b>		<b>\$ 24,987</b>	<b>\$ 518</b>	<b>\$ -</b>	<b>\$ -</b>	<b>\$ -</b>



**CITY OF ALBANY, OREGON**  
**BIENNIUM 2023-2025**

LINE ITEM SUMMARY

DEPARTMENT: PUBLIC WORKS

PROGRAM: 20340803 - ODOT SAFE ROUTES TO SCHOOL

Account Number	Description	2018-19 Actual	2019-21 Actual	2021-23 Adopted	2021-23 Revised	2023-25 Adopted
<b>RESOURCES</b>						
20340803-424080	ODOT SRTS FUNDS	\$ -	\$ 98,018	\$ 1,519,300	\$ 1,519,300	\$ 1,200,000
20340803-469015	MISCELLANEOUS REVENUE	-	7	-	-	-
20340803-492500	FROM: STREET FUND	-	-	379,100	379,100	-
20340803-492501	FROM: STREET CAPITAL	-	25,100	-	-	-
20340803-499050	BEGINNING BALANCE	-	(3,457)	-	-	245,100
<b>TOTAL RESOURCES</b>		<b>\$ -</b>	<b>\$ 119,668</b>	<b>\$ 1,898,400</b>	<b>\$ 1,898,400</b>	<b>\$ 1,445,100</b>
<b>REQUIREMENTS</b>						
20340803-840092	ST-19-05 WAVERLY DR: SIDEWALK	\$ 3,457	\$ 119,667	\$ -	\$ -	\$ -
20340803-840106	ST-22-06 SRTS GEARY SIDEWALK	-	-	1,600,000	1,600,000	1,445,100
20340803-840107	ST-22-07 SRTS PERIWINKLE PATH	-	-	298,400	298,400	-
<b>TOTAL REQUIREMENTS</b>		<b>\$ 3,457</b>	<b>\$ 119,667</b>	<b>\$ 1,898,400</b>	<b>\$ 1,898,400</b>	<b>\$ 1,445,100</b>
<b>RESOURCES LESS REQUIREMENTS</b>		<b>\$ (3,457)</b>	<b>\$ 1</b>	<b>\$ -</b>	<b>\$ -</b>	<b>\$ -</b>



**CITY OF ALBANY, OREGON**

**BIENNIUM 2023-2025**

LINE ITEM SUMMARY

DEPARTMENT: PUBLIC WORKS

PROGRAM: 20340804 - ODOT GRANTS

Account Number	Description	2018-19 Actual	2019-21 Actual	2021-23 Adopted	2021-23 Revised	2023-25 Adopted
<b>RESOURCES</b>						
20340804-424082	ODOT LOCAL BRIDGE GRANT	\$ -	\$ -	\$ 738,600	\$ 738,600	\$ 738,600
20340804-424083	ODOT ARTS GRANT	-	-	145,800	145,800	-
20340804-492500	FROM: STREET FUND	-	-	96,800	96,800	-
20340804-499050	BEGINNING BALANCE	-	-	-	-	81,400
<b>TOTAL RESOURCES</b>		<b>\$ -</b>	<b>\$ -</b>	<b>\$ 981,200</b>	<b>\$ 981,200</b>	<b>\$ 820,000</b>
<b>REQUIREMENTS</b>						
20340804-840105	ST-22-05 MADISON ST BICYCLE	\$ -	\$ -	\$ 158,100	\$ 158,100	\$ -
20340804-885000	BR-22-01 SALEM AVE BRIDGE/COX	-	-	823,100	823,100	820,000
<b>TOTAL REQUIREMENTS</b>		<b>\$ -</b>	<b>\$ -</b>	<b>\$ 981,200</b>	<b>\$ 981,200</b>	<b>\$ 820,000</b>
<b>RESOURCES LESS REQUIREMENTS</b>		<b>\$ -</b>	<b>\$ -</b>	<b>\$ -</b>	<b>\$ -</b>	<b>\$ -</b>



**CITY OF ALBANY, OREGON**

**BIENNIUM 2023-2025**

LINE ITEM SUMMARY

DEPARTMENT: PUBLIC WORKS

PROGRAM: 20340900 - FAA ANNUAL CAPITAL GRANT

Account Number	Description	2018-19 Actual	2019-21 Actual	2021-23 Adopted	2021-23 Revised	2023-25 Adopted
<b>RESOURCES</b>						
20340900-420010	FAA ENTITLEMENT PROCEEDS	\$ 230,042	\$ 11,894	\$ 352,500	\$ 866,100	\$ 1,800,000
20340900-420040	FAA DISCRETIONARY FUNDS	1,568,955	127,048	-	-	500,000
20340900-420070	DEPARTMENT OF AVIATION	10,703	122,819	35,500	35,500	230,000
20340900-469015	MISCELLANEOUS REVENUE	1,990	-	-	-	-
20340900-480100	INTEREST	(6,122)	-	-	-	-
20340900-492111	FROM: ALBANY MUNICIPAL AIRPORT	85,000	46,500	3,500	3,500	80,600
20340900-499050	BEGINNING BALANCE	(113,988)	(216,400)	-	-	-
<b>TOTAL RESOURCES</b>		<b>\$ 1,776,580</b>	<b>\$ 91,861</b>	<b>\$ 391,500</b>	<b>\$ 905,100</b>	<b>\$ 2,610,600</b>
<b>REQUIREMENTS</b>						
20340900-700005	AGIS & TAXIWAY CONSTRUCTION	\$ -	\$ 13,674	\$ -	\$ -	\$ -
20340900-700700	TAXIWAY CONNECTORS DESIGN	197,121	5,181	-	-	-
20340900-800125	AUTO WEATHER OBS SYS (AWOS)	-	5,987	391,500	905,100	-
20340900-800126	HISTORIC HANGAR REHAB	-	-	-	-	227,200
20340900-800127	TW-A LIGHTING	-	-	-	-	2,045,000
20340900-800128	T-HANGAR REHAB	-	-	-	-	338,400
20340900-800500	AR-17-02 APRON IMPROVEMENTS	1,795,859	-	-	-	-
<b>TOTAL REQUIREMENTS</b>		<b>\$ 1,992,980</b>	<b>\$ 24,842</b>	<b>\$ 391,500</b>	<b>\$ 905,100</b>	<b>\$ 2,610,600</b>
<b>RESOURCES LESS REQUIREMENTS</b>		<b>\$ (216,400)</b>	<b>\$ 67,019</b>	<b>\$ -</b>	<b>\$ -</b>	<b>\$ -</b>



**CITY OF ALBANY, OREGON**

**BIENNIUM 2023-2025**

LINE ITEM SUMMARY

DEPARTMENT: PUBLIC WORKS

PROGRAM: 20340901 - TITLE XIX GRANT

Account Number	Description	2018-19 Actual	2019-21 Actual	2021-23 Adopted	2021-23 Revised	2023-25 Adopted
<b>RESOURCES</b>						
20340901-420020	NON-MEDICAL MEDICAID GRANT	\$ -	\$ 790	\$ 4,000	\$ 4,000	\$ -
20340901-480100	INTEREST	(4)	-	-	-	-
20340901-499050	BEGINNING BALANCE	(149)	(153)	-	-	-
<b>TOTAL RESOURCES</b>		<b>\$ (153)</b>	<b>\$ 637</b>	<b>\$ 4,000</b>	<b>\$ 4,000</b>	<b>\$ -</b>
<b>REQUIREMENTS</b>						
20340901-520010	TEMPORARY EMPLOYEES	\$ -	\$ 297	\$ 3,000	\$ 3,000	\$ -
20340901-560010	EMPLOYER PAID BENEFITS	-	340	1,000	1,000	-
<b>TOTAL REQUIREMENTS</b>		<b>\$ -</b>	<b>\$ 637</b>	<b>\$ 4,000</b>	<b>\$ 4,000</b>	<b>\$ -</b>
<b>RESOURCES LESS REQUIREMENTS</b>		<b>\$ (153)</b>	<b>\$ -</b>	<b>\$ -</b>	<b>\$ -</b>	<b>\$ -</b>



# CITY OF ALBANY, OREGON

BIENNIUM 2023-2025

LINE ITEM SUMMARY

DEPARTMENT: PARKS & RECREATION

PROGRAM: 20350801 - TAKENA LANDING BOAT DOCK

Account Number	Description	2018-19 Actual	2019-21 Actual	2021-23 Adopted	2021-23 Revised	2023-25 Adopted
<b>RESOURCES</b>						
20350801-480100	INTEREST	\$ 23	\$ 63	\$ -	\$ -	\$ -
20350801-499050	BEGINNING BALANCE	1,835	1,859	-	-	-
<b>TOTAL RESOURCES</b>		<b>\$ 1,858</b>	<b>\$ 1,922</b>	<b>\$ -</b>	<b>\$ -</b>	<b>\$ -</b>



**CITY OF ALBANY, OREGON**  
**BIENNIUM 2023-2025**

LINE ITEM SUMMARY  
 DEPARTMENT: PARKS & RECREATION  
 PROGRAM: 20350802 - MAPLE LAWN PRESCHOOL

Account Number	Description	2018-19 Actual	2019-21 Actual	2021-23 Adopted	2021-23 Revised	2023-25 Adopted
<b>RESOURCES</b>						
20350802-428336	GAPS MAPLE LAWN REIMBURSEMENT	\$ -	\$ 47,226	\$ 431,400	\$ 431,400	\$ 349,800
20350802-431200	MAPLE LAWN PRESCHOOL FEES	-	6,500	212,600	212,600	5,500
20350802-431205	PRESCHOOL MATERIAL/SERVICE FEE	-	3,518	9,500	9,500	-
20350802-480100	INTEREST	-	12	-	-	-
<b>TOTAL RESOURCES</b>		<b>\$ -</b>	<b>\$ 57,256</b>	<b>\$ 653,500</b>	<b>\$ 653,500</b>	<b>\$ 355,300</b>
<b>REQUIREMENTS</b>						
20350802-510010	WAGES & SALARIES	\$ -	\$ 11,421	\$ 303,400	\$ 303,400	\$ 139,400
20350802-540050	UNEMPLOYMENT CLAIMS	-	25,389	20,000	20,000	10,000
20350802-560001	EMPLOYER MEDICAL	-	12,761	92,300	92,300	96,100
20350802-560005	EMPLOYER DENTAL	-	(6,351)	8,200	8,200	7,700
20350802-560008	EMPLOYER VISION	-	(57)	3,000	3,000	2,600
20350802-560010	EMPLOYER PAID BENEFITS	-	2,111	23,300	23,300	10,300
20350802-560012	EMPLOYER PAID DEFERRED COMP	-	-	1,400	1,400	900
20350802-560014	EMPLOYER PAID LTD/LIFE/AD&D	-	-	3,600	3,600	400
20350802-560016	EMPLOYER PAID WORKER'S COMP	-	-	1,000	1,000	700
20350802-560018	EMPLOYER PAID OREGON WBF	-	-	2,500	2,500	500
20350802-560020	PERS	-	2,951	92,200	92,200	15,500
20350802-560022	EMPLYR PAID OREGON PAID LEAVE	-	-	-	-	13,500
20350802-560030	HRA VEBA	-	-	9,900	9,900	7,300
20350802-600400	CONTRACTUAL SERVICES	-	651	19,900	19,900	11,300
20350802-610075	CREDIT CARD FEES	-	-	10,000	10,000	-
20350802-610405	MATERIALS & SUPPLIES	-	-	10,800	10,800	5,500
20350802-630000	ELECTRICITY	-	-	2,100	2,100	1,100
20350802-630005	NATURAL GAS	-	-	-	-	500
20350802-630400	WATER SERVICE	-	-	5,900	5,900	3,000
20350802-650000	REPAIRS & MAINTENANCE	-	-	8,300	8,300	5,000
20350802-660100	CS: BUILDING MAINTENANCE	-	-	5,300	5,300	-
20350802-660210	CS: FINANCE	-	-	10,300	10,300	10,200
20350802-660214	CS: HUMAN RESOURCES	-	-	17,500	17,500	13,600
20350802-660215	CS: LABOR RELATIONS	-	-	2,000	2,000	-
20350802-660500	CS: FLEXIBLE SPENDING ADMIN	-	3	200	200	-
20350802-665000	LICENSES & FEES	-	-	400	400	200
<b>TOTAL REQUIREMENTS</b>		<b>\$ -</b>	<b>\$ 48,879</b>	<b>\$ 653,500</b>	<b>\$ 653,500</b>	<b>\$ 355,300</b>
<b>RESOURCES LESS REQUIREMENTS</b>		<b>\$ -</b>	<b>\$ 8,377</b>	<b>\$ -</b>	<b>\$ -</b>	<b>\$ -</b>



**CITY OF ALBANY, OREGON**

**BIENNIUM 2023-2025**

LINE ITEM SUMMARY

DEPARTMENT: **PARKS & RECREATION**

PROGRAM: **20350803 - SPORTS CLINIC**

<b>Account Number</b>	<b>Description</b>	<b>2018-19 Actual</b>	<b>2019-21 Actual</b>	<b>2021-23 Adopted</b>	<b>2021-23 Revised</b>	<b>2023-25 Adopted</b>
<b>RESOURCES</b>						
20350803-420100	FEDERAL GRANTS & ASSISTANCE	\$ -	\$ 7,350	\$ -	\$ -	\$ -
20350803-480100	INTEREST	-	117	-	-	-
<b>TOTAL RESOURCES</b>		<b>\$ -</b>	<b>\$ 7,467</b>	<b>\$ -</b>	<b>\$ -</b>	<b>\$ -</b>
<b>REQUIREMENTS</b>						
20350803-600430	CONTRACTUAL: MANPOWER	\$ -	\$ 3,360	\$ -	\$ -	\$ -
20350803-602105	FACILITIES RENTAL/LEASE	-	800	-	-	-
20350803-610005	ADVERTISING & PUBLICATIONS	-	175	-	-	-
20350803-610405	MATERIALS & SUPPLIES	-	3,038	-	-	-
<b>TOTAL REQUIREMENTS</b>		<b>\$ -</b>	<b>\$ 7,373</b>	<b>\$ -</b>	<b>\$ -</b>	<b>\$ -</b>
<b>RESOURCES LESS REQUIREMENTS</b>		<b>\$ -</b>	<b>\$ 94</b>	<b>\$ -</b>	<b>\$ -</b>	<b>\$ -</b>





**CITY OF ALBANY, OREGON**

**BIENNIUM 2023-2025**

LINE ITEM SUMMARY

DEPARTMENT: **PARKS & RECREATION**

PROGRAM: **20350804 - YOUTH PARK GRANT**

Account Number	Description	2018-19 Actual	2019-21 Actual	2021-23 Adopted	2021-23 Revised	2023-25 Adopted
<b>RESOURCES</b>						
20350804-420100	FEDERAL GRANTS & ASSISTANCE	\$ -	\$ 2,036	\$ -	\$ -	\$ -
20350804-480100	INTEREST	-	63	-	-	-
<b>TOTAL RESOURCES</b>		<b>\$ -</b>	<b>\$ 2,099</b>	<b>\$ -</b>	<b>\$ -</b>	<b>\$ -</b>
<b>REQUIREMENTS</b>						
20350804-610005	ADVERTISING & PUBLICATIONS	\$ -	\$ 25	\$ -	\$ -	\$ -
20350804-610405	MATERIALS & SUPPLIES	-	1,226	-	-	-
<b>TOTAL REQUIREMENTS</b>		<b>\$ -</b>	<b>\$ 1,251</b>	<b>\$ -</b>	<b>\$ -</b>	<b>\$ -</b>
<b>RESOURCES LESS REQUIREMENTS</b>		<b>\$ -</b>	<b>\$ 848</b>	<b>\$ -</b>	<b>\$ -</b>	<b>\$ -</b>



**CITY OF ALBANY, OREGON**

**BIENNIUM 2023-2025**

LINE ITEM SUMMARY

DEPARTMENT: **PARKS & RECREATION**

PROGRAM: **20350805 - YOUTH SCHOLARSHIP GRANT**

<b>Account Number</b>	<b>Description</b>	<b>2018-19 Actual</b>	<b>2019-21 Actual</b>	<b>2021-23 Adopted</b>	<b>2021-23 Revised</b>	<b>2023-25 Adopted</b>
<b>RESOURCES</b>						
20350805-420100	FEDERAL GRANTS & ASSISTANCE	\$ -	\$ 9,486	\$ -	\$ -	\$ -
20350805-480100	INTEREST	-	297	-	-	-
20350805-499050	BEGINNING BALANCE	-	-	3,800	3,800	-
<b>TOTAL RESOURCES</b>		<b>\$ -</b>	<b>\$ 9,783</b>	<b>\$ 3,800</b>	<b>\$ 3,800</b>	<b>\$ -</b>
<b>REQUIREMENTS</b>						
20350805-610600	SCHOLARSHIPS	\$ -	\$ 1,572	\$ 3,800	\$ 3,800	\$ -
<b>TOTAL REQUIREMENTS</b>		<b>\$ -</b>	<b>\$ 1,572</b>	<b>\$ 3,800</b>	<b>\$ 3,800</b>	<b>\$ -</b>
<b>RESOURCES LESS REQUIREMENTS</b>		<b>\$ -</b>	<b>\$ 8,211</b>	<b>\$ -</b>	<b>\$ -</b>	<b>\$ -</b>



**CITY OF ALBANY, OREGON**

**BIENNIUM 2023-2025**

LINE ITEM SUMMARY

DEPARTMENT: **PARKS & RECREATION**

PROGRAM: **20350806 - WATER AWARENESS CAMP**

<b>Account Number</b>	<b>Description</b>	<b>2018-19 Actual</b>	<b>2019-21 Actual</b>	<b>2021-23 Adopted</b>	<b>2021-23 Revised</b>	<b>2023-25 Adopted</b>
<b>RESOURCES</b>						
20350806-420100	FEDERAL GRANTS & ASSISTANCE	\$ -	\$ 55,695	\$ -	\$ -	\$ -
20350806-480100	INTEREST	-	1,493	-	-	-
20350806-499050	BEGINNING BALANCE	-	-	27,900	27,900	-
<b>TOTAL RESOURCES</b>		<b>\$ -</b>	<b>\$ 57,188</b>	<b>\$ 27,900</b>	<b>\$ 27,900</b>	<b>\$ -</b>
<b>REQUIREMENTS</b>						
20350806-520010	TEMPORARY EMPLOYEES	\$ -	\$ 294	\$ -	\$ -	\$ -
20350806-560010	EMPLOYER PAID BENEFITS	-	36	-	-	-
20350806-560016	EMPLOYER PAID WORKER'S COMP	-	4	-	-	-
20350806-600430	CONTRACTUAL: MANPOWER	-	23,121	27,900	27,900	-
20350806-610005	ADVERTISING & PUBLICATIONS	-	310	-	-	-
20350806-610405	MATERIALS & SUPPLIES	-	10,484	-	-	-
<b>TOTAL REQUIREMENTS</b>		<b>\$ -</b>	<b>\$ 34,249</b>	<b>\$ 27,900</b>	<b>\$ 27,900</b>	<b>\$ -</b>
<b>RESOURCES LESS REQUIREMENTS</b>		<b>\$ -</b>	<b>\$ 22,939</b>	<b>\$ -</b>	<b>\$ -</b>	<b>\$ -</b>



**CITY OF ALBANY, OREGON**

**BIENNIUM 2023-2025**

LINE ITEM SUMMARY

DEPARTMENT: **PARKS & RECREATION**

PROGRAM: **20350807 - EVENTS**

<b>Account Number</b>	<b>Description</b>	<b>2018-19 Actual</b>	<b>2019-21 Actual</b>	<b>2021-23 Adopted</b>	<b>2021-23 Revised</b>	<b>2023-25 Adopted</b>
<b>RESOURCES</b>						
20350807-420100	FEDERAL GRANTS & ASSISTANCE	\$ -	\$ 10,000	\$ -	\$ -	\$ -
20350807-480100	INTEREST	-	171	-	-	-
<b>TOTAL RESOURCES</b>		<b>\$ -</b>	<b>\$ 10,171</b>	<b>\$ -</b>	<b>\$ -</b>	<b>\$ -</b>
<b>REQUIREMENTS</b>						
20350807-610405	MATERIALS & SUPPLIES	\$ -	\$ 9,768	\$ -	\$ -	\$ -
<b>TOTAL REQUIREMENTS</b>		<b>\$ -</b>	<b>\$ 9,768</b>	<b>\$ -</b>	<b>\$ -</b>	<b>\$ -</b>
<b>RESOURCES LESS REQUIREMENTS</b>		<b>\$ -</b>	<b>\$ 403</b>	<b>\$ -</b>	<b>\$ -</b>	<b>\$ -</b>



# CITY OF ALBANY, OREGON

BIENNIUM 2023-2025

LINE ITEM SUMMARY

DEPARTMENT: PARKS & RECREATION

PROGRAM: 20350997 - FIRE EMERGENCY SERVICES

Account Number	Description	2018-19 Actual	2019-21 Actual	2021-23 Adopted	2021-23 Revised	2023-25 Adopted
<b>RESOURCES</b>						
20350997-480100	INTEREST	(3)	-	-	-	-
20350997-499050	BEGINNING BALANCE	(83)	(86)	-	-	-
<b>TOTAL RESOURCES</b>		<b>\$ (86)</b>	<b>\$ (86)</b>	<b>\$ -</b>	<b>\$ -</b>	<b>\$ -</b>



**CITY OF ALBANY, OREGON**

**BIENNIUM 2023-2025**

LINE ITEM SUMMARY

**DEPARTMENT: PARKS & RECREATION**

**PROGRAM: 20350999 - BOWMAN PARK BOAT IMPROVEMENTS**

Account Number	Description	2018-19 Actual	2019-21 Actual	2021-23 Adopted	2021-23 Revised	2023-25 Adopted
<b>RESOURCES</b>						
20350999-480100	INTEREST	(32)	-	-	-	-
20350999-492020	FROM: PARKS FUND	-	2,280	-	-	-
20350999-499050	BEGINNING BALANCE	(2,245)	(2,277)	-	-	-
<b>TOTAL RESOURCES</b>		<b>\$ (2,277)</b>	<b>\$ 3</b>	<b>\$ -</b>	<b>\$ -</b>	<b>\$ -</b>



**CITY OF ALBANY, OREGON**

**BIENNIUM 2023-2025**

LINE ITEM SUMMARY

DEPARTMENT: LIBRARY

PROGRAM: 20355803 - LIBRARY FOUNDATION

Account Number	Description	2018-19 Actual	2019-21 Actual	2021-23 Adopted	2021-23 Revised	2023-25 Adopted
<b>RESOURCES</b>						
20355803-461000	DONATIONS: CARNEGIE LIBRARY	\$ -	\$ 8,000	\$ -	\$ -	\$ 80,000
20355803-469015	MISCELLANEOUS REVENUE	-	320	-	-	-
20355803-480100	INTEREST	508	877	200	200	200
20355803-499050	BEGINNING BALANCE	36,925	37,432	13,400	13,400	70,000
<b>TOTAL RESOURCES</b>		<b>\$ 37,433</b>	<b>\$ 46,629</b>	<b>\$ 13,600</b>	<b>\$ 13,600</b>	<b>\$ 150,200</b>
<b>REQUIREMENTS</b>						
20355803-610405	MATERIALS & SUPPLIES	\$ -	\$ 20,795	\$ 100	\$ 100	\$ -
20355803-613505	CIRCULATING MATERIALS	-	-	-	-	120,000
20355803-700030	BUILDING IMPROVEMENTS	-	6,500	13,500	13,500	30,200
<b>TOTAL REQUIREMENTS</b>		<b>\$ -</b>	<b>\$ 27,295</b>	<b>\$ 13,600</b>	<b>\$ 13,600</b>	<b>\$ 150,200</b>
<b>RESOURCES LESS REQUIREMENTS</b>		<b>\$ 37,433</b>	<b>\$ 19,334</b>	<b>\$ -</b>	<b>\$ -</b>	<b>\$ -</b>



# CITY OF ALBANY, OREGON

BIENNIUM 2023-2025

LINE ITEM SUMMARY

DEPARTMENT: LIBRARY

PROGRAM: 20355804 - OREGON COMMUNITY FOUNDATION

Account Number	Description	2018-19 Actual	2019-21 Actual	2021-23 Adopted	2021-23 Revised	2023-25 Adopted
<b>RESOURCES</b>						
20355804-420100	FEDERAL GRANTS & ASSISTANCE	\$ -	\$ 1,290	\$ -	\$ -	\$ -
20355804-428305	OREGON COMMUNITY FOUNDATION	83,724	167,965	254,000	254,000	281,000
20355804-460000	DONATIONS & SPONSORSHIPS	35,000	-	-	-	15,000
20355804-469015	MISCELLANEOUS REVENUE	11,059	433,580	40,000	40,000	-
20355804-480100	INTEREST	2,530	9,792	1,600	1,600	1,600
20355804-499050	BEGINNING BALANCE	147,887	143,176	180,000	180,000	400,000
<b>TOTAL RESOURCES</b>		<b>\$ 280,200</b>	<b>\$ 755,803</b>	<b>\$ 475,600</b>	<b>\$ 475,600</b>	<b>\$ 697,600</b>
<b>REQUIREMENTS</b>						
20355804-510010	WAGES & SALARIES	\$ 1,077	\$ 728	\$ -	\$ -	\$ -
20355804-560010	EMPLOYER PAID BENEFITS	652	519	-	-	-
20355804-600400	CONTRACTUAL SERVICES	50,480	62,028	40,000	40,000	60,000
20355804-610405	MATERIALS & SUPPLIES	13,483	28,173	60,000	60,000	107,300
20355804-613500	ELECTRONIC RESOURCES	13,753	42,889	44,000	44,000	85,000
20355804-613505	CIRCULATING MATERIALS	57,577	170,602	331,600	331,600	385,300
20355804-660400	CS: EQUIPMENT REPLACEMENT	-	-	-	-	60,000
20355804-660500	CS: FLEXIBLE SPENDING ADMIN	1	1	-	-	-
<b>TOTAL REQUIREMENTS</b>		<b>\$ 137,023</b>	<b>\$ 304,940</b>	<b>\$ 475,600</b>	<b>\$ 475,600</b>	<b>\$ 697,600</b>
<b>RESOURCES LESS REQUIREMENTS</b>		<b>\$ 143,177</b>	<b>\$ 450,863</b>	<b>\$ -</b>	<b>\$ -</b>	<b>\$ -</b>





**CITY OF ALBANY, OREGON**

**BIENNIUM 2023-2025**

LINE ITEM SUMMARY

DEPARTMENT: LIBRARY

PROGRAM: 20355805 - STATE LIBRARY FOUNDATION

Account Number	Description	2018-19 Actual	2019-21 Actual	2021-23 Adopted	2021-23 Revised	2023-25 Adopted
<b>RESOURCES</b>						
20355805-424015	STATE OF OREGON	\$ 24,184	\$ 16,315	\$ 16,000	\$ 16,000	\$ 16,000
20355805-469015	MISCELLANEOUS REVENUE	-	119	-	-	-
20355805-480100	INTEREST	177	792	-	-	-
20355805-499050	BEGINNING BALANCE	4,365	20,217	15,000	15,000	25,000
<b>TOTAL RESOURCES</b>		<b>\$ 28,726</b>	<b>\$ 37,443</b>	<b>\$ 31,000</b>	<b>\$ 31,000</b>	<b>\$ 41,000</b>
<b>REQUIREMENTS</b>						
20355805-600400	CONTRACTUAL SERVICES	\$ 5,216	\$ 4,719	\$ 16,000	\$ 16,000	\$ 10,000
20355805-610405	MATERIALS & SUPPLIES	3,277	8,023	5,000	5,000	21,000
20355805-613505	CIRCULATING MATERIALS	16	800	10,000	10,000	10,000
<b>TOTAL REQUIREMENTS</b>		<b>\$ 8,509</b>	<b>\$ 13,542</b>	<b>\$ 31,000</b>	<b>\$ 31,000</b>	<b>\$ 41,000</b>
<b>RESOURCES LESS REQUIREMENTS</b>		<b>\$ 20,217</b>	<b>\$ 23,901</b>	<b>\$ -</b>	<b>\$ -</b>	<b>\$ -</b>



# Building Inspection Fund

---

The Building Division is a self-sustaining special revenue fund delivering building plan review and inspection services for the Albany community.

## Revenues

Revenues for these operations are predominantly from permit fees associated with residential & commercial projects.

Additional revenue comes from code compliance investigation fees, that are used to recover staff costs associated with work without permits.

## Expenses

Expenses are primarily for the personnel-intensive work for application and enforcement of Albany Municipal Code Title 18 and the Oregon Building Code. Core functions include participating in the development review process, conducting plan reviews, issuing building, mechanical, plumbing, and electrical permits, performing inspections for new construction, alterations, additions, and verifying compliance with the applicable codes and standards. The Building Division also implements new building, plumbing, mechanical, and electrical code requirements resulting from legislative action, provides information to the public regarding code updates, and responds to complaints regarding work without permits.

## Opportunities/Challenges

Over the last several years, the Building Division has leveraged technology-based solutions to reduce the number of staff required to maintain basic levels of service, and in many cases, improve our level of service to the development community. Despite these substantial improvements, fluctuating levels of construction activity and the rising costs of service provision represent ongoing challenges for this permit-fee-based special revenue fund. These challenges underscore the importance of carrying healthy reserve funds to sustain the division during challenging times.



**CITY OF ALBANY, OREGON**  
**BIENNIUM 2023-2025**

FUND SUMMARY

FUND: BUILDING INSPECTION FUND

Description	2018-19 Actual	2019-21 Actual	2021-23 Adopted	2021-23 Revised	2023-25 Proposed	2023-25 Approved	2023-25 Adopted
<b>RESOURCES</b>							
BEGINNING BALANCE	\$ 2,193,248	\$ 2,991,975	\$ 2,968,100	\$ 2,968,100	\$ 3,541,600	\$ 3,541,600	\$ 3,541,600
LICENSES & FEES	2,445,340	3,497,757	3,104,600	3,104,600	3,536,500	3,536,500	3,536,500
CHARGES FOR SERVICES	-	8,400	15,400	15,400	15,400	15,400	15,400
OTHER RESOURCES	2,089	6,293	-	-	-	-	-
INVESTMENT EARNINGS	87,532	108,387	31,900	31,900	31,600	31,600	31,600
TRANSFERS IN	-	56,207	-	-	-	-	-
<b>TOTAL RESOURCES</b>	<b>\$ 4,728,209</b>	<b>\$ 6,669,019</b>	<b>\$ 6,120,000</b>	<b>\$ 6,120,000</b>	<b>\$ 7,125,100</b>	<b>\$ 7,125,100</b>	<b>\$ 7,125,100</b>
<b>REQUIREMENTS</b>							
BUILDING INSPECTION	\$ 1,518,286	\$ 3,320,929	\$ 3,826,100	\$ 3,826,100	\$ 4,071,100	\$ 4,071,100	\$ 4,071,100
ELECTRICAL PERMIT PROGRAM	157,953	196,935	346,300	346,300	499,600	499,600	499,600
BUILDING INSPECT IT EQUIP	-	-	36,400	36,400	38,500	38,500	38,500
ELECTRICAL PERM IT EQUIP	-	-	3,500	3,500	4,000	4,000	4,000
BUILDING INSPECTION EQUIP	-	-	44,600	44,600	54,900	54,900	54,900
TRANSFERS OUT	60,000	120,000	-	-	-	-	-
RESERVED: FUTURE EXPENDITURES	-	-	1,863,100	1,863,100	2,457,000	2,457,000	2,457,000
	<b>\$ 1,736,239</b>	<b>\$ 3,637,864</b>	<b>\$ 6,120,000</b>	<b>\$ 6,120,000</b>	<b>\$ 7,125,100</b>	<b>\$ 7,125,100</b>	<b>\$ 7,125,100</b>
<b>RESOURCES LESS REQUIREMENTS</b>	<b>\$ 2,991,970</b>	<b>\$ 3,031,155</b>	<b>\$ -</b>	<b>\$ -</b>	<b>\$ -</b>	<b>\$ -</b>	<b>\$ -</b>



# CITY OF ALBANY, OREGON

BIENNIUM 2023-2025

LINE ITEM SUMMARY

DEPARTMENT: COMMUNITY DEVELOPMENT

PROGRAM: 20415005 - BUILDING INSPECTION

Account Number	Description	2018-19 Actual	2019-21 Actual	2021-23 Adopted	2021-23 Revised	2023-25 Adopted
<b>RESOURCES</b>						
20415005-410025	RESIDENTIAL PERMIT	\$ 603,826	\$ 1,177,758	\$ 910,000	\$ 910,000	\$ 1,120,000
20415005-410030	COMMERCIAL PERMITS	1,090,908	1,141,036	1,200,000	1,200,000	1,360,000
20415005-410040	LAND USE PLAN REVIEW FEE	6,825	-	-	-	-
20415005-410043	CODE COMPLIANCE RECOVERY	-	-	33,600	33,600	56,500
20415005-410050	MANUFACTURED HOME SET-UP FEES	550	-	-	-	-
20415005-410200	FIRE ALARM PERMITS	5,706	-	-	-	-
20415005-410205	FIRE SPRINKLER PERMITS	24,356	-	-	-	-
20415005-410210	PARKING LOT PERMITS	2,430	-	-	-	-
20415005-410215	SIGN PERMITS	6,754	-	-	-	-
20415005-414000	DOCUMENT IMAGING FEES	34,807	45,222	50,000	50,000	-
20415005-414100	GAPS CONSTRUCTION EXCISE TAX	477,608	838,181	630,000	630,000	630,000
20415005-469015	MISCELLANEOUS REVENUE	1,809	5,697	-	-	-
20415005-469020	OVER & SHORT	(1)	169	-	-	-
20415005-480100	INTEREST	54,708	100,481	30,000	30,000	30,000
20415005-480900	INTEREST: FAIR MARKET VALUE	-	9,730	-	-	-
20415005-499050	BEGINNING BALANCE	2,035,954	2,767,957	2,613,600	2,613,600	3,020,000
<b>TOTAL RESOURCES</b>		<b>\$ 4,346,240</b>	<b>\$ 6,086,231</b>	<b>\$ 5,467,200</b>	<b>\$ 5,467,200</b>	<b>\$ 6,216,500</b>
<b>REQUIREMENTS</b>						
20415005-510010	WAGES & SALARIES	\$ 363,053	\$ 985,074	\$ 1,253,300	\$ 1,253,300	\$ 1,302,600
20415005-530010	OVERTIME	2,838	1,062	10,000	10,000	10,000
20415005-540050	UNEMPLOYMENT CLAIMS	8,112	5,118	12,000	12,000	-
20415005-560001	EMPLOYER MEDICAL	2	180,619	346,600	346,600	402,400
20415005-560005	EMPLOYER DENTAL	-	12,261	25,300	25,300	27,900
20415005-560008	EMPLOYER VISION	-	5,664	10,600	10,600	11,300
20415005-560010	EMPLOYER PAID BENEFITS	239,478	233,817	96,700	96,700	104,000
20415005-560012	EMPLOYER PAID DEFERRED COMP	-	1,659	8,900	8,900	12,100
20415005-560014	EMPLOYER PAID LTD/LIFE/AD&D	-	2,101	9,300	9,300	1,900
20415005-560016	EMPLOYER PAID WORKER'S COMP	-	3,082	18,100	18,100	13,600
20415005-560018	EMPLOYER PAID OREGON WBF	-	72	10,000	10,000	14,300
20415005-560020	PERS	-	235,922	416,900	416,900	429,800
20415005-560022	EMPLYR PAID OREGON PAID LEAVE	-	-	-	-	15,000
20415005-560030	HRA VEBA	-	34,648	28,600	28,600	29,000
20415005-600115	INSURANCE & BONDS	5,739	17,422	12,600	12,600	18,100
20415005-600400	CONTRACTUAL SERVICES	61,757	137,731	200,000	200,000	200,000
20415005-602300	SOFTWARE LICENSE FEES	14,610	5,975	5,800	5,800	5,800
20415005-610005	ADVERTISING & PUBLICATIONS	608	-	1,000	1,000	1,000
20415005-610075	CREDIT CARD FEES	43,167	80,170	50,000	50,000	50,000
20415005-610100	DUPLICATION & FAX	5,890	6,909	5,000	5,000	5,000
20415005-610130	EDUCATION & TRAINING	3,883	4,539	12,000	12,000	14,600
20415005-610405	MATERIALS & SUPPLIES	6,466	10,460	17,500	17,500	15,000
20415005-610420	MEETINGS & CONFERENCES	390	660	2,000	2,000	2,600
20415005-610425	MEMBERSHIPS & DUES	386	1,581	1,600	1,600	1,600
20415005-610430	MINOR EQUIPMENT	2,002	-	1,000	1,000	2,000
20415005-610525	PERSONAL AUTO REIMBURSEMENT	-	-	1,000	1,000	1,000
20415005-610540	POSTAGE & SHIPPING	62	344	1,400	1,400	1,000
20415005-610545	PRINTING & BINDING	138	473	2,000	2,000	2,000
20415005-610550	PROFESSIONAL PUBLICATIONS	268	5,340	8,000	8,000	8,000
20415005-610615	SOFTWARE	86	3,139	6,000	6,000	6,000
20415005-610800	VEHICLE FUEL CHARGES	2,102	3,465	8,100	8,100	9,000
20415005-630010	TELEPHONE	3,275	4,290	7,200	7,200	7,200
20415005-650035	MAINT: OFFICE EQUIPMENT	-	-	7,000	7,000	7,000
20415005-653600	MAINT: VEHICLE	164	1,319	4,000	4,000	4,000
20415005-660100	CS: BUILDING MAINTENANCE	-	-	-	-	21,000
20415005-660200	CS: CENTRAL SERVICE	70,000	146,371	21,200	21,200	25,400
20415005-660210	CS: FINANCE	-	-	67,800	67,800	69,800
20415005-660211	CS: CITY MANAGER'S OFFICE	-	-	72,900	72,900	72,100
20415005-660212	CS: MAYOR & COUNCIL	-	-	8,400	8,400	7,200
20415005-660214	CS: HUMAN RESOURCES	-	-	30,700	30,700	40,100
20415005-660215	CS: LABOR RELATIONS	-	-	3,000	3,000	2,100
20415005-660220	CS: CODE ENFORCEMENT	-	-	33,600	33,600	56,500
20415005-660225	CS: EMERGENCY MGMT/SAFETY	-	-	9,300	9,300	8,600
20415005-660300	CS: CITY HALL RENTAL	19,800	42,700	22,200	22,200	15,900
20415005-660400	CS: EQUIPMENT REPLACEMENT	5,000	10,000	10,000	10,000	10,000
20415005-660500	CS: FLEXIBLE SPENDING ADMIN	-	182	200	200	-
20415005-660600	CS: GIS SYSTEM	148,200	39,557	39,200	39,200	42,900



**CITY OF ALBANY, OREGON**  
**BIENNIUM 2023-2025**

LINE ITEM SUMMARY  
 DEPARTMENT: COMMUNITY DEVELOPMENT  
 PROGRAM: 20415005 - BUILDING INSPECTION

Account Number	Description	2018-19	2019-21	2021-23	2021-23	2023-25
		Actual	Actual	Adopted	Revised	Adopted
20415005-660700	CS: INFORMATION TECHNOLOGY	47,200	94,736	88,000	88,000	153,800
20415005-660800	CS: IT EQUIPMENT REPLACEMENT	6,700	13,400	5,000	5,000	5,000
20415005-660900	CS: PERMIT TRACKING	33,700	74,900	84,100	84,100	65,900
20415005-662500	PW: ADMINISTRATION	91,172	119,629	-	-	10,000
20415005-665700	TITLE SEARCH/PROCESS SERVICE	-	-	1,000	1,000	-
20415005-670200	GAPS CONSTRUCTION EXCISE TAX	457,038	771,308	630,000	630,000	630,000
20415005-690000	RESERVE: OPERATING	-	-	100,000	100,000	100,000
20415005-700000	CAPITAL EQUIPMENT	-	23,230	-	-	-
20415005-900170	RESERVE: FUTURE EXPENDITURES	-	-	1,641,100	1,641,100	2,145,400
20415005-911501	TO: POLICE CODE ENFORCEMENT	60,000	120,000	-	-	-
<b>TOTAL REQUIREMENTS</b>		<b>\$ 1,578,286</b>	<b>\$ 3,440,929</b>	<b>\$ 5,467,200</b>	<b>\$ 5,467,200</b>	<b>\$ 6,216,500</b>
<b>RESOURCES LESS REQUIREMENTS</b>		<b>\$ 2,767,954</b>	<b>\$ 2,645,302</b>	<b>\$ -</b>	<b>\$ -</b>	<b>\$ -</b>



# CITY OF ALBANY, OREGON

BIENNIUM 2023-2025

LINE ITEM SUMMARY

DEPARTMENT: COMMUNITY DEVELOPMENT

PROGRAM: 20415010 - ELECTRICAL PERMIT PROGRAM

Account Number	Description	2018-19 Actual	2019-21 Actual	2021-23 Adopted	2021-23 Revised	2023-25 Adopted
<b>RESOURCES</b>						
20415010-410010	MASTER ELECTRICAL PERMIT	\$ 1,367	\$ -	\$ -	\$ -	\$ -
20415010-410015	ELECTRICAL PERMIT	183,779	292,630	280,000	280,000	370,000
20415010-410017	ELECTRICAL MINOR LABELS	4,875	-	-	-	-
20415010-414000	DOCUMENT IMAGING FEES	476	1,084	-	-	-
20415010-414010	ELECTRICAL DOCUMENT IMAGING	1,073	1,846	1,000	1,000	-
20415010-469015	MISCELLANEOUS REVENUE	281	427	-	-	-
20415010-480100	INTEREST	32,824	(2,682)	1,200	1,200	1,200
20415010-499050	BEGINNING BALANCE	157,294	224,018	286,100	286,100	440,000
<b>TOTAL RESOURCES</b>		<b>\$ 381,969</b>	<b>\$ 517,323</b>	<b>\$ 568,300</b>	<b>\$ 568,300</b>	<b>\$ 811,200</b>
<b>REQUIREMENTS</b>						
20415010-510010	WAGES & SALARIES	\$ 70,498	\$ 81,039	\$ 113,500	\$ 113,500	\$ 189,300
20415010-530010	OVERTIME	8,316	68	5,000	5,000	5,000
20415010-560001	EMPLOYER MEDICAL	-	11,091	34,300	34,300	61,000
20415010-560005	EMPLOYER DENTAL	-	877	2,800	2,800	4,700
20415010-560008	EMPLOYER VISION	-	336	1,100	1,100	1,700
20415010-560010	EMPLOYER PAID BENEFITS	42,364	25,841	9,200	9,200	16,800
20415010-560012	EMPLOYER PAID DEFERRED COMP	-	-	800	800	1,600
20415010-560014	EMPLOYER PAID LTD/LIFE/AD&D	-	117	1,200	1,200	200
20415010-560016	EMPLOYER PAID WORKER'S COMP	-	234	2,100	2,100	3,000
20415010-560018	EMPLOYER PAID OREGON WBF	-	4	1,100	1,100	2,100
20415010-560020	PERS	-	13,922	39,200	39,200	62,500
20415010-560022	EMPLYR PAID OREGON PAID LEAVE	-	-	-	-	2,200
20415010-560030	HRA VEBA	-	3,300	2,600	2,600	4,000
20415010-600115	INSURANCE & BONDS	659	2,274	1,400	1,400	1,900
20415010-600400	CONTRACTUAL SERVICES	4,530	2,541	40,000	40,000	40,000
20415010-602300	SOFTWARE LICENSE FEES	-	-	400	400	400
20415010-610075	CREDIT CARD FEES	5,899	7,773	13,000	13,000	13,000
20415010-610130	EDUCATION & TRAINING	315	64	3,100	3,100	2,800
20415010-610405	MATERIALS & SUPPLIES	127	16	2,400	2,400	2,000
20415010-610525	PERSONAL AUTO REIMBURSEMENT	-	-	1,000	1,000	500
20415010-610545	PRINTING & BINDING	-	241	1,000	1,000	1,000
20415010-610550	PROFESSIONAL PUBLICATIONS	-	-	2,000	2,000	2,000
20415010-630010	TELEPHONE	41	50	200	200	200
20415010-660100	CS: BUILDING MAINTENANCE	-	-	-	-	2,300
20415010-660200	CS: CENTRAL SERVICE	9,700	20,791	2,500	2,500	2,500
20415010-660210	CS: FINANCE	-	-	4,900	4,900	4,900
20415010-660211	CS: CITY MANAGER'S OFFICE	-	-	8,600	8,600	7,100
20415010-660212	CS: MAYOR & COUNCIL	-	-	1,000	1,000	700
20415010-660225	CS: EMERGENCY MGMT/SAFETY	-	-	1,100	1,100	800
20415010-660300	CS: CITY HALL RENTAL	2,400	5,100	2,400	2,400	1,800
20415010-660700	CS: INFORMATION TECHNOLOGY	2,900	7,295	8,000	8,000	16,200
20415010-660800	CS: IT EQUIPMENT REPLACEMENT	100	400	400	400	400
20415010-662500	PW: ADMINISTRATION	10,104	13,561	-	-	5,000
20415010-690000	RESERVE: OPERATING	-	-	40,000	40,000	40,000
20415010-900170	RESERVE: FUTURE EXPENDITURES	-	-	222,000	222,000	311,600
<b>TOTAL REQUIREMENTS</b>		<b>\$ 157,953</b>	<b>\$ 196,935</b>	<b>\$ 568,300</b>	<b>\$ 568,300</b>	<b>\$ 811,200</b>
<b>RESOURCES LESS REQUIREMENTS</b>		<b>\$ 224,016</b>	<b>\$ 320,388</b>	<b>\$ -</b>	<b>\$ -</b>	<b>\$ -</b>



**CITY OF ALBANY, OREGON**  
**BIENNIUM 2023-2025**

LINE ITEM SUMMARY  
 DEPARTMENT: **COMMUNITY DEVELOPMENT**  
 PROGRAM: **20415605 - BUILDING INSPECT IT EQUIP**

<b>Account Number</b>	<b>Description</b>	<b>2018-19 Actual</b>	<b>2019-21 Actual</b>	<b>2021-23 Adopted</b>	<b>2021-23 Revised</b>	<b>2023-25 Adopted</b>
<b>RESOURCES</b>						
20415605-439115	IT EQUIP REPLACEMENT CHARGES	\$ -	\$ 3,350	\$ 5,000	\$ 5,000	\$ 5,000
20415605-480100	INTEREST	-	175	300	300	200
20415605-492170	FROM: EQUIPMENT REPLACEMENT	-	24,408	-	-	-
20415605-499050	BEGINNING BALANCE	-	-	31,100	31,100	33,300
<b>TOTAL RESOURCES</b>		<b>\$ -</b>	<b>\$ 27,933</b>	<b>\$ 36,400</b>	<b>\$ 36,400</b>	<b>\$ 38,500</b>
<b>REQUIREMENTS</b>						
20415605-606002	MINOR IT EQ: DESKTOP	\$ -	\$ -	\$ 4,500	\$ 4,500	\$ -
20415605-900140	RESERVE: IT EQUIPMENT REPLACE	-	-	31,900	31,900	38,500
<b>TOTAL REQUIREMENTS</b>		<b>\$ -</b>	<b>\$ -</b>	<b>\$ 36,400</b>	<b>\$ 36,400</b>	<b>\$ 38,500</b>
<b>RESOURCES LESS REQUIREMENTS</b>		<b>\$ -</b>	<b>\$ 27,933</b>	<b>\$ -</b>	<b>\$ -</b>	<b>\$ -</b>



**CITY OF ALBANY, OREGON**  
**BIENNIUM 2023-2025**

LINE ITEM SUMMARY  
 DEPARTMENT: **COMMUNITY DEVELOPMENT**  
 PROGRAM: **20415610 - ELECTRICAL PERM IT EQUIP**

<b>Account Number</b>	<b>Description</b>	<b>2018-19 Actual</b>	<b>2019-21 Actual</b>	<b>2021-23 Adopted</b>	<b>2021-23 Revised</b>	<b>2023-25 Adopted</b>
<b>RESOURCES</b>						
20415610-439115	IT EQUIP REPLACEMENT CHARGES	\$ -	\$ 50	\$ 400	\$ 400	\$ 400
20415610-480100	INTEREST	-	21	-	-	-
20415610-492170	FROM: EQUIPMENT REPLACEMENT	-	3,081	-	-	-
20415610-499050	BEGINNING BALANCE	-	-	3,100	3,100	3,600
<b>TOTAL RESOURCES</b>		<b>\$ -</b>	<b>\$ 3,152</b>	<b>\$ 3,500</b>	<b>\$ 3,500</b>	<b>\$ 4,000</b>
<b>REQUIREMENTS</b>						
20415610-900140	RESERVE: IT EQUIPMENT REPLACE	\$ -	\$ -	\$ 3,500	\$ 3,500	\$ 4,000
<b>TOTAL REQUIREMENTS</b>		<b>\$ -</b>	<b>\$ -</b>	<b>\$ 3,500</b>	<b>\$ 3,500</b>	<b>\$ 4,000</b>
<b>RESOURCES LESS REQUIREMENTS</b>		<b>\$ -</b>	<b>\$ 3,152</b>	<b>\$ -</b>	<b>\$ -</b>	<b>\$ -</b>





**CITY OF ALBANY, OREGON**

**BIENNIUM 2023-2025**

LINE ITEM SUMMARY

DEPARTMENT: COMMUNITY DEVELOPMENT

PROGRAM: 20415705 - BUILDING INSPECTION EQUIP

Account Number	Description	2018-19 Actual	2019-21 Actual	2021-23 Adopted	2021-23 Revised	2023-25 Adopted
<b>RESOURCES</b>						
20415705-439110	EQUIPMENT REPLACEMENT CHARGES	\$ -	\$ 5,000	\$ 10,000	\$ 10,000	\$ 10,000
20415705-480100	INTEREST	-	662	400	400	200
20415705-492170	FROM: EQUIPMENT REPLACEMENT	-	28,718	-	-	-
20415705-499050	BEGINNING BALANCE	-	-	34,200	34,200	44,700
<b>TOTAL RESOURCES</b>		<b>\$ -</b>	<b>\$ 34,380</b>	<b>\$ 44,600</b>	<b>\$ 44,600</b>	<b>\$ 54,900</b>
<b>REQUIREMENTS</b>						
20415705-900135	RESERVE: EQUIPMENT REPLACEMENT	\$ -	\$ -	\$ 44,600	\$ 44,600	\$ 54,900
<b>TOTAL REQUIREMENTS</b>		<b>\$ -</b>	<b>\$ -</b>	<b>\$ 44,600</b>	<b>\$ 44,600</b>	<b>\$ 54,900</b>
<b>RESOURCES LESS REQUIREMENTS</b>		<b>\$ -</b>	<b>\$ 34,380</b>	<b>\$ -</b>	<b>\$ -</b>	<b>\$ -</b>



# Risk Management Fund

---

The Risk Management Fund is used to account for revenues and expenditures associated with general administrative overhead for the operations that support the organization.

## Resources

Revenues are from retirement contributions and transfers in from other departments.

## Requirements

Expenses are for unforeseen catastrophic events, major deductibles and attorney costs, and the stabilization of future public employee retirement system rates.

## Opportunities/Challenges

The city's Financial Policy calls for a catastrophic reserve in the Risk Management Fund to total \$2 million. That reserve level has not been achieved and using annual interest earnings is an inadequate resource to fully fund this. Staff will need to determine a better funding mechanism to keep the balance at an appropriate level.



**CITY OF ALBANY, OREGON**  
**BIENNIUM 2023-2025**

FUND SUMMARY

FUND: RISK MANAGEMENT

Description	2018-19 Actual	2019-21 Actual	2021-23 Adopted	2021-23 Revised	2023-25 Proposed	2023-25 Approved	2023-25 Adopted
<b>RESOURCES</b>							
BEGINNING BALANCE	\$ 1,947,810	\$ 4,468,781	\$ 1,514,900	\$ 1,514,900	\$ 2,400,000	\$ 2,400,000	\$ 2,400,000
OTHER RESOURCES	250,901	1,504,686	-	-	-	-	-
INVESTMENT EARNINGS	101,989	36,533	22,800	22,800	20,000	20,000	20,000
TRANSFERS IN	2,645,501	1,932,753	1,400,000	1,400,000	1,400,000	1,400,000	1,400,000
<b>TOTAL RESOURCES</b>	<b>\$ 4,946,201</b>	<b>\$ 7,942,753</b>	<b>\$ 2,937,700</b>	<b>\$ 2,937,700</b>	<b>\$ 3,820,000</b>	<b>\$ 3,820,000</b>	<b>\$ 3,820,000</b>
<b>REQUIREMENTS</b>							
RISK MANAGEMENT	\$ 229,713	\$ 2,370,780	\$ 2,937,700	\$ 2,937,700	\$ 3,820,000	\$ 3,820,000	\$ 3,820,000
SETTLEMENT PROJECTS	209,705	-	-	-	-	-	-
TRANSFERS OUT	38,000	3,657,197	-	-	-	-	-
	<b>\$ 477,418</b>	<b>\$ 6,027,977</b>	<b>\$ 2,937,700</b>	<b>\$ 2,937,700</b>	<b>\$ 3,820,000</b>	<b>\$ 3,820,000</b>	<b>\$ 3,820,000</b>
<b>RESOURCES LESS REQUIREMENTS</b>	<b>\$ 4,468,783</b>	<b>\$ 1,914,776</b>	<b>\$ -</b>	<b>\$ -</b>	<b>\$ -</b>	<b>\$ -</b>	<b>\$ -</b>



**CITY OF ALBANY, OREGON**  
**BIENNIUM 2023-2025**

LINE ITEM SUMMARY

DEPARTMENT: FINANCE

PROGRAM: 20810005 - RISK MANAGEMENT

Account Number	Description	2018-19 Actual	2019-21 Actual	2021-23 Adopted	2021-23 Revised	2023-25 Adopted
<b>RESOURCES</b>						
20810005-469015	MISCELLANEOUS REVENUE	\$ 7	\$ 417,499	\$ -	\$ -	\$ -
20810005-470360	PERS RESERVE CONTRIBUTIONS	241,342	1,087,187	-	-	-
20810005-480100	INTEREST	14,346	30,210	22,800	22,800	20,000
20810005-480900	INTEREST: FAIR MARKET VALUE	-	6,375	-	-	-
20810005-496010	FROM: SEWER FUND	212,201	1,932,753	1,400,000	1,400,000	1,400,000
20810005-499050	BEGINNING BALANCE	573,402	811,584	1,011,300	1,011,300	1,000,000
20810005-499125	BEGINNING BAL: PERS RESERVE	-	-	503,600	503,600	1,400,000
<b>TOTAL RESOURCES</b>		<b>\$ 1,041,298</b>	<b>\$ 4,285,608</b>	<b>\$ 2,937,700</b>	<b>\$ 2,937,700</b>	<b>\$ 3,820,000</b>
<b>REQUIREMENTS</b>						
20810005-602830	CH2M HILL - WWR	\$ 212,201	\$ 1,932,752	\$ 1,400,000	\$ 1,400,000	\$ 1,400,000
20810005-602850	CITY HALL SECURITY	15,499	20,416	-	-	-
20810005-610405	MATERIALS & SUPPLIES	2,013	200	-	-	-
20810005-670000	MISCELLANEOUS EXPENDITURES	-	417,412	-	-	-
20810005-690010	RESERVE: PERS	-	-	511,200	511,200	1,400,000
20810005-690560	RESERVE: RISK MANAGEMENT	-	-	1,026,500	1,026,500	1,020,000
<b>TOTAL REQUIREMENTS</b>		<b>\$ 229,713</b>	<b>\$ 2,370,780</b>	<b>\$ 2,937,700</b>	<b>\$ 2,937,700</b>	<b>\$ 3,820,000</b>
<b>RESOURCES LESS REQUIREMENTS</b>		<b>\$ 811,585</b>	<b>\$ 1,914,828</b>	<b>\$ -</b>	<b>\$ -</b>	<b>\$ -</b>



**CITY OF ALBANY, OREGON**

**BIENNIUM 2023-2025**

LINE ITEM SUMMARY

DEPARTMENT: FINANCE

PROGRAM: 20810055 - SETTLEMENT PROJECTS

Account Number	Description	2018-19 Actual	2019-21 Actual	2021-23 Adopted	2021-23 Revised	2023-25 Adopted
<b>RESOURCES</b>						
20810055-480100	INTEREST	\$ (20,121)	\$ (52)	\$ -	\$ -	\$ -
20810055-499050	BEGINNING BALANCE	20,069	3,657,197	-	-	-
<b>TOTAL RESOURCES</b>		<b>\$ (52)</b>	<b>\$ 3,657,145</b>	<b>\$ -</b>	<b>\$ -</b>	<b>\$ -</b>
<b>REQUIREMENTS</b>						
20810055-911000	TO: GENERAL FUND	\$ -	\$ 3,657,197	\$ -	\$ -	\$ -
<b>TOTAL REQUIREMENTS</b>		<b>\$ -</b>	<b>\$ 3,657,197</b>	<b>\$ -</b>	<b>\$ -</b>	<b>\$ -</b>
<b>RESOURCES LESS REQUIREMENTS</b>		<b>\$ (52)</b>	<b>\$ (52)</b>	<b>\$ -</b>	<b>\$ -</b>	<b>\$ -</b>



# Economic Development Fund

---

The Economic Development Fund is used to account for revenues and expenditures associated with general administrative overhead for the operations that support city wide economic development and to fund tourism promotion and facilities.

## Revenues

Revenues for these operations are from Transient Lodging Tax (TLT) and the ARA fund.

## Expenses

Expenses are primarily for the personnel-intensive work of City-wide economic development support and the work of the Albany Revitalization Agency. TLT revenue are the primary funding mechanism for city wide economic development initiatives. The portion of TLT revenue used for tourism promotion and facilities is primarily dictated by the city's TLT policy.

## Opportunities/Challenges

The COVID-19 pandemic significantly impacted TLT revenue. While anticipated that TLT revenues would not return to historic norms in the near future, an increase of primarily business travel and higher room rates resulted in a welcomed rebound of TLT revenues. Additionally, an update of TLT policies has been completed to bring tourism promotion expenditures into compliance with State of Oregon procurement rules, resulting in greater transparency and responsible use of public funds.

Conservative budgeting and higher than anticipated revenues have resulted in a healthy beginning balance for the first time in several years. This has allowed for the building of reserves to help stabilize the program against dramatic fluctuations and create opportunities for one-time investments in Economic Development investments that will provide community wide benefit for years to come. The creation of a healthy reserve and the financial capacity to pursue a forthcoming Council adopted economic development strategy in new and innovative ways will position Albany as a leader in job retention and expansion state-wide.



**CITY OF ALBANY, OREGON**  
**BIENNIUM 2023-2025**

**FUND SUMMARY**

**FUND: ECONOMIC DEVELOPMENT**

Description	2018-19 Actual	2019-21 Actual	2021-23 Adopted	2021-23 Revised	2023-25 Proposed	2023-25 Approved	2023-25 Adopted
<b>RESOURCES</b>							
BEGINNING BALANCE	\$ 474,486	\$ 850,079	\$ 1,520,600	\$ 1,614,500	\$ 2,773,100	\$ 2,773,100	\$ 2,773,100
FRANCHISE/PRIVILEGE	1,055,300	1,602,721	1,523,300	2,319,400	2,497,300	2,497,300	2,497,300
INTERGOVERNMENTAL	-	64,200	-	32,000	-	-	-
CHARGES FOR SERVICES	99,408	210,245	226,800	226,800	191,100	191,100	191,100
OTHER RESOURCES	7,254	2,640,300	369,600	369,600	240,400	240,400	240,400
INVESTMENT EARNINGS	17,118	97,101	24,800	24,800	24,400	24,400	24,400
TRANSFERS IN	676,100	3,916,688	220,200	220,200	526,200	526,200	526,200
SPECIAL PAYMENTS IN	181,600	411,400	495,900	495,900	594,800	594,800	594,800
INTRAFUND TRANSFERS	-	118,254	134,000	366,600	171,700	171,700	171,700
<b>TOTAL RESOURCES</b>	<b>\$ 2,511,266</b>	<b>\$ 9,910,988</b>	<b>\$ 4,515,200</b>	<b>\$ 5,669,800</b>	<b>\$ 7,019,000</b>	<b>\$ 7,019,000</b>	<b>\$ 7,019,000</b>
<b>REQUIREMENTS</b>							
ECONOMIC DEV ACTIVITIES	\$ 891,477	\$ 1,505,184	\$ 1,534,100	\$ 1,989,000	\$ 2,707,400	\$ 2,707,400	\$ 2,707,400
LOCHNER ROAD IMPROVEMENTS	168,034	2,849,917	140,600	144,100	148,000	148,000	148,000
ECONOMIC DEV OPPORTUNITY	-	2,634,819	1,692,200	1,801,200	200	200	200
ECONOMIC DEV IT EQUIP	-	-	3,100	3,100	6,200	6,200	6,200
ALBANY MUNICIPAL AIRPORT	128,660	264,686	370,300	402,300	370,200	350,200	350,200
AIRPORT CAPITAL PROJECTS	62,838	59,484	274,500	398,100	404,000	424,000	424,000
INTRAFUND TRANSFERS	-	118,254	134,000	366,600	171,700	171,700	171,700
TRANSFERS OUT	410,176	362,599	366,400	565,400	559,600	559,600	559,600
RESERVED: FUTURE EXPENDITURES	-	-	-	-	2,651,700	2,651,700	2,651,700
	<b>\$ 1,661,185</b>	<b>\$ 7,794,943</b>	<b>\$ 4,515,200</b>	<b>\$ 5,669,800</b>	<b>\$ 7,019,000</b>	<b>\$ 7,019,000</b>	<b>\$ 7,019,000</b>
<b>RESOURCES LESS REQUIREMENTS</b>	<b>\$ 850,081</b>	<b>\$ 2,116,045</b>	<b>\$ -</b>	<b>\$ -</b>	<b>\$ -</b>	<b>\$ -</b>	<b>\$ -</b>



# CITY OF ALBANY, OREGON

BIENNIUM 2023-2025

LINE ITEM SUMMARY

DEPARTMENT: COMMUNITY DEVELOPMENT

PROGRAM: 21115060 - ECONOMIC DEV ACTIVITIES

Account Number	Description	2018-19 Actual	2019-21 Actual	2021-23 Adopted	2021-23 Revised	2023-25 Adopted
<b>RESOURCES</b>						
21115060-401050	TRANSIENT LODGING TAX	\$ 1,001,373	\$ 1,410,816	\$ 1,423,300	\$ 2,219,400	\$ 2,285,300
21115060-401060	TLT - ONLINE TRAVEL COMPANIES	53,927	191,905	100,000	100,000	212,000
21115060-469015	MISCELLANEOUS REVENUE	1,184	420	-	-	-
21115060-480100	INTEREST	(2,098)	(1,925)	2,000	2,000	2,000
21115060-480900	INTEREST: FAIR MARKET VALUE	-	6,787	-	-	-
21115060-490900	INTRAFUND TRANSFER IN	-	118,254	-	-	-
21115060-492900	FROM: CARA PROGRAM	181,600	411,400	495,900	495,900	594,800
21115060-499050	BEGINNING BALANCE	(10,270)	14,139	-	-	750,000
<b>TOTAL RESOURCES</b>		<b>\$ 1,225,716</b>	<b>\$ 2,151,796</b>	<b>\$ 2,021,200</b>	<b>\$ 2,817,300</b>	<b>\$ 3,844,100</b>

<b>REQUIREMENTS</b>						
21115060-510010	WAGES & SALARIES	\$ 136,938	\$ 288,004	\$ 376,500	\$ 376,500	\$ 436,000
21115060-530010	OVERTIME	84	-	5,000	5,000	5,000
21115060-540050	UNEMPLOYMENT CLAIMS	-	1,343	-	-	-
21115060-560001	EMPLOYER MEDICAL	-	47,956	86,000	86,000	127,700
21115060-560005	EMPLOYER DENTAL	-	3,141	5,800	5,800	8,300
21115060-560008	EMPLOYER VISION	-	1,526	2,600	2,600	3,500
21115060-560010	EMPLOYER PAID BENEFITS	78,971	67,697	28,900	28,900	35,600
21115060-560012	EMPLOYER PAID DEFERRED COMP	-	780	3,900	3,900	7,100
21115060-560014	EMPLOYER PAID LTD/LIFE/AD&D	-	747	3,100	3,100	600
21115060-560016	EMPLOYER PAID WORKER'S COMP	-	69	900	900	600
21115060-560018	EMPLOYER PAID OREGON WBF	-	24	3,000	3,000	4,800
21115060-560020	PERS	-	71,834	124,300	124,300	143,900
21115060-560022	EMPLYR PAID OREGON PAID LEAVE	-	-	-	-	5,000
21115060-560030	HRA VEBA	-	9,000	6,600	6,600	8,800
21115060-600115	INSURANCE & BONDS	2,164	6,133	4,400	4,400	-
21115060-600400	CONTRACTUAL SERVICES	5,374	-	21,600	21,600	74,000
21115060-603615	ALBANY DOWNTOWN ASSOCIATION	48,700	119,994	62,000	110,500	-
21115060-603625	ALBANY VISITORS ASSOCIATION	404,700	668,836	546,200	711,600	-
21115060-603630	AMEDC	54,300	51,600	-	-	-
21115060-603660	MARKETING & TOURISM PROMOTION	-	-	-	-	768,000
21115060-610005	ADVERTISING & PUBLICATIONS	-	-	600	600	800
21115060-610100	DUPLICATION & FAX	1,447	2,952	3,600	3,600	2,000
21115060-610130	EDUCATION & TRAINING	6,788	3,245	7,600	7,600	11,200
21115060-610405	MATERIALS & SUPPLIES	1,621	1,512	2,400	2,400	4,800
21115060-610420	MEETINGS & CONFERENCES	3,555	3,465	5,000	5,000	8,400
21115060-610425	MEMBERSHIPS & DUES	750	750	4,000	4,000	4,600
21115060-610430	MINOR EQUIPMENT	1,824	131	4,000	4,000	5,800
21115060-610525	PERSONAL AUTO REIMBURSEMENT	1,156	115	4,800	4,800	5,200
21115060-610540	POSTAGE & SHIPPING	24	-	1,000	1,000	-
21115060-610545	PRINTING & BINDING	-	-	1,000	1,000	1,000
21115060-610550	PROFESSIONAL PUBLICATIONS	25	25	200	200	200
21115060-612205	CITY EVENTS	1,001	-	1,000	1,000	2,500
21115060-612215	COLLABERATIVE TOURISM	32,351	5,876	-	100,000	100,000
21115060-612300	ALBANY MAIN ST PROG DEV	50,900	48,400	71,200	71,200	189,400
21115060-613305	VETERANS' DAY PARADE	3,100	-	4,400	4,400	6,000
21115060-630010	TELEPHONE	41	50	200	200	200
21115060-655602	MONTEITH HOUSE OPERATIONS	6,600	6,300	9,400	20,400	12,800
21115060-660100	CS: BUILDING MAINTENANCE	-	-	-	-	3,400
21115060-660200	CS: CENTRAL SERVICE	35,500	82,149	10,500	10,500	12,100
21115060-660210	CS: FINANCE	-	-	31,200	31,200	31,000
21115060-660211	CS: CITY MANAGER'S OFFICE	-	-	36,300	36,300	34,100
21115060-660212	CS: MAYOR & COUNCIL	-	-	4,100	4,100	3,400
21115060-660214	CS: HUMAN RESOURCES	-	-	8,900	8,900	10,000
21115060-660215	CS: LABOR RELATIONS	-	-	400	400	700
21115060-660225	CS: EMERGENCY MGMT/SAFETY	-	-	4,600	4,600	4,100
21115060-660300	CS: CITY HALL RENTAL	-	-	3,600	3,600	2,600
21115060-660500	CS: FLEXIBLE SPENDING ADMIN	63	123	200	200	-
21115060-660600	CS: GIS SYSTEM	5,800	4,018	9,800	9,800	10,700
21115060-660700	CS: INFORMATION TECHNOLOGY	7,700	6,789	16,000	16,000	23,200
21115060-660800	CS: IT EQUIPMENT REPLACEMENT	-	600	3,000	3,000	3,000
21115060-662500	PW: ADMINISTRATION	-	-	-	-	10,000
21115060-690130	RESERVE: ECONOMIC DEVELOPMENT	-	-	4,300	134,300	575,300
21115060-900170	RESERVE: FUTURE EXPENDITURES	-	-	-	-	527,700
21115060-909000	INTRAFUND TRANSFER OUT	-	-	25,400	134,400	-
21115060-909001	INTRAFUND TO: AIRPORT - TLT	160	-	108,600	232,200	145,000





**CITY OF ALBANY, OREGON**  
**BIENNIUM 2023-2025**

LINE ITEM SUMMARY  
 DEPARTMENT: COMMUNITY DEVELOPMENT  
 PROGRAM: 21115060 - ECONOMIC DEV ACTIVITIES

Account Number	Description	2018-19	2019-21	2021-23	2021-23	2023-25
		Actual	Actual	Adopted	Revised	Adopted
21115060-911101	TO: AIRPORT - TLT	76,100	21,000	-	-	-
21115060-911102	TO: FIRE - TLT	26,100	24,800	36,100	36,100	49,600
21115060-911103	TO: INFORMATION TECHNOLOGY	-	6,700	-	-	-
21115060-911104	TO: MONTEITH HOUSE - TLT	6,600	6,300	9,400	15,700	12,600
21115060-911105	TO: NWAA - TLT	161,400	115,400	237,600	237,600	306,800
21115060-911106	TO: POLICE - TLT	26,100	24,800	36,100	36,100	49,600
21115060-911107	TO: PW STREETS - TLT	2,900	2,800	4,100	4,100	5,600
21115060-911108	TO: TROLLEY - TLT	20,900	19,900	29,800	35,100	39,800
<b>TOTAL REQUIREMENTS</b>		<b>\$ 1,211,577</b>	<b>\$ 1,726,884</b>	<b>\$ 2,021,200</b>	<b>\$ 2,720,300</b>	<b>\$ 3,844,100</b>
<b>RESOURCES LESS REQUIREMENTS</b>		<b>\$ 14,139</b>	<b>\$ 424,912</b>	<b>\$ -</b>	<b>\$ 97,000</b>	<b>\$ -</b>



**CITY OF ALBANY, OREGON**

**BIENNIUM 2023-2025**

LINE ITEM SUMMARY

DEPARTMENT: COMMUNITY DEVELOPMENT

PROGRAM: 21115070 - LOCHNER ROAD IMPROVEMENTS

Account Number	Description	2018-19 Actual	2019-21 Actual	2021-23 Adopted	2021-23 Revised	2023-25 Adopted
<b>RESOURCES</b>						
21115070-469015	MISCELLANEOUS REVENUE	\$ -	\$ 21	\$ -	\$ -	\$ -
21115070-469505	ODOT IOF GRANT	-	1,000,000	-	-	-
21115070-470010	LOAN REPAYMENT-PRINCIPAL	-	-	103,000	103,000	108,200
21115070-470015	LOAN REPAYMENT-INTEREST	-	-	37,600	37,600	39,800
21115070-470210	SPWF LOAN	-	1,500,000	-	-	-
21115070-480100	INTEREST	4,439	8,621	-	-	-
21115070-480151	INTEREST: CONTRACT ESCROW	-	1	-	-	-
21115070-492500	FROM: STREET FUND	600,000	-	-	-	-
21115070-499050	BEGINNING BALANCE	-	436,405	-	93,900	-
<b>TOTAL RESOURCES</b>		<b>\$ 604,439</b>	<b>\$ 2,945,048</b>	<b>\$ 140,600</b>	<b>\$ 234,500</b>	<b>\$ 148,000</b>
<b>REQUIREMENTS</b>						
21115070-600435	CONTRACTUAL: MISCELLANEOUS	\$ -	\$ 1	\$ -	\$ -	\$ -
21115070-700330	LOCHNER ROAD IMPROVEMENTS	168,034	2,849,916	-	-	-
21115070-912500	TO: STREETS FUND	-	-	-	90,400	-
21115070-940026	IFA LOAN PRINCIPAL: LOCHNER	-	-	103,000	106,500	108,200
21115070-950026	IFA LOAN INTEREST: LOCHNER	-	-	37,600	37,600	39,800
<b>TOTAL REQUIREMENTS</b>		<b>\$ 168,034</b>	<b>\$ 2,849,917</b>	<b>\$ 140,600</b>	<b>\$ 234,500</b>	<b>\$ 148,000</b>
<b>RESOURCES LESS REQUIREMENTS</b>		<b>\$ 436,405</b>	<b>\$ 95,131</b>	<b>\$ -</b>	<b>\$ -</b>	<b>\$ -</b>



**CITY OF ALBANY, OREGON**

**BIENNIUM 2023-2025**

LINE ITEM SUMMARY

DEPARTMENT: COMMUNITY DEVELOPMENT

PROGRAM: 21115075 - ECONOMIC DEV OPPORTUNITY

Account Number	Description	2018-19 Actual	2019-21 Actual	2021-23 Adopted	2021-23 Revised	2023-25 Adopted
<b>RESOURCES</b>						
21115075-424015	STATE OF OREGON	\$ -	\$ 21,200	\$ -	\$ -	\$ -
21115075-469015	MISCELLANEOUS REVENUE	-	6,633	-	-	-
21115075-470010	LOAN REPAYMENT-PRINCIPAL	-	29,785	141,600	141,600	-
21115075-470015	LOAN REPAYMENT-INTEREST	-	113	84,400	84,400	-
21115075-478001	LOAN PRINCIPAL: STACK HIP	-	43,894	-	-	61,900
21115075-478201	LOAN INTEREST: STACK HIP	-	27,165	-	-	30,500
21115075-478400	LOAN ADMIN FEE	-	7,440	-	-	-
21115075-478401	LOAN ADMIN FEE: STACK HIP	-	7,450	-	-	-
21115075-480100	INTEREST	-	68,426	14,400	14,400	10,000
21115075-490900	INTRAFUND TRANSFER IN	-	-	25,400	134,400	-
21115075-492081	FROM: RISK MANAGEMENT FUND	-	3,657,197	-	-	-
21115075-494020	FROM: CAPITAL PROJECTS FUND	-	238,300	220,200	220,200	526,200
21115075-499050	BEGINNING BALANCE	-	-	1,206,200	1,206,200	1,495,600
<b>TOTAL RESOURCES</b>		<b>\$ -</b>	<b>\$ 4,107,603</b>	<b>\$ 1,692,200</b>	<b>\$ 1,801,200</b>	<b>\$ 2,124,200</b>
<b>REQUIREMENTS</b>						
21115075-600400	CONTRACTUAL SERVICES	\$ -	\$ 20,691	\$ -	\$ -	\$ -
21115075-602840	WORKFORCE DEV PARTNER	-	1,124,993	-	-	-
21115075-660210	CS: FINANCE	-	-	400	400	200
21115075-670990	LOAN EXPENTIURES	-	744,135	-	-	-
21115075-671000	LOAN: STACK HIP LLC	-	745,000	-	-	-
21115075-690260	RESERVE: INFRASTRUCTURE PROJ	-	-	-	109,000	-
21115075-690520	RESERVE: PARTNERSHIPS	-	-	1,691,800	1,691,800	-
21115075-900170	RESERVE: FUTURE EXPENDITURES	-	-	-	-	2,124,000
21115075-909000	INTRAFUND TRANSFER OUT	-	118,158	-	-	-
21115075-911000	TO: GENERAL FUND	-	80,000	-	-	-
<b>TOTAL REQUIREMENTS</b>		<b>\$ -</b>	<b>\$ 2,832,977</b>	<b>\$ 1,692,200</b>	<b>\$ 1,801,200</b>	<b>\$ 2,124,200</b>
<b>RESOURCES LESS REQUIREMENTS</b>		<b>\$ -</b>	<b>\$ 1,274,626</b>	<b>\$ -</b>	<b>\$ -</b>	<b>\$ -</b>



**CITY OF ALBANY, OREGON**

**BIENNIUM 2023-2025**

LINE ITEM SUMMARY

DEPARTMENT: **COMMUNITY DEVELOPMENT**

PROGRAM: **21115660 - ECONOMIC DEV IT EQUIP**

<b>Account Number</b>	<b>Description</b>	<b>2018-19 Actual</b>	<b>2019-21 Actual</b>	<b>2021-23 Adopted</b>	<b>2021-23 Revised</b>	<b>2023-25 Adopted</b>
<b>RESOURCES</b>						
21115660-439115	IT EQUIP REPLACEMENT CHARGES	\$ -	\$ -	\$ 3,000	\$ 3,000	\$ 3,000
21115660-480100	INTEREST	-	1	-	-	-
21115660-492170	FROM: EQUIPMENT REPLACEMENT	-	191	-	-	-
21115660-499050	BEGINNING BALANCE	-	-	100	100	3,200
<b>TOTAL RESOURCES</b>		<b>\$ -</b>	<b>\$ 192</b>	<b>\$ 3,100</b>	<b>\$ 3,100</b>	<b>\$ 6,200</b>
<b>REQUIREMENTS</b>						
21115660-606000	MINOR IT EQUIPMENT	\$ -	\$ -	\$ 1,500	\$ 1,500	\$ -
21115660-900140	RESERVE: IT EQUIPMENT REPLACE	-	-	1,600	1,600	6,200
<b>TOTAL REQUIREMENTS</b>		<b>\$ -</b>	<b>\$ -</b>	<b>\$ 3,100</b>	<b>\$ 3,100</b>	<b>\$ 6,200</b>
<b>RESOURCES LESS REQUIREMENTS</b>		<b>\$ -</b>	<b>\$ 192</b>	<b>\$ -</b>	<b>\$ -</b>	<b>\$ -</b>



**CITY OF ALBANY, OREGON**  
**BIENNIUM 2023-2025**

LINE ITEM SUMMARY  
 DEPARTMENT: PUBLIC WORKS  
 PROGRAM: 21140000 - ALBANY MUNICIPAL AIRPORT

Account Number	Description	2018-19 Actual	2019-21 Actual	2021-23 Adopted	2021-23 Revised	2023-25 Adopted
<b>RESOURCES</b>						
21140000-420100	FEDERAL GRANTS & ASSISTANCE	\$ -	\$ 43,000	\$ -	\$ 32,000	\$ -
21140000-430060	AIRPORT: FUEL	1,442	8,671	5,000	5,000	6,800
21140000-430061	AIRPORT: TIE DOWN FEES	315	1,370	800	800	800
21140000-430062	AIRPORT: LEASE	46,659	104,284	122,900	122,900	111,700
21140000-430063	AIRPORT: FIXED BASE OPERATOR	22,092	38,120	36,000	36,000	36,000
21140000-439105	CITY HALL RENTAL & INSURANCE	28,900	-	-	-	-
21140000-439106	INTERNAL AIRPORT SPACE RENTAL	-	57,800	59,100	59,100	32,800
21140000-469015	MISCELLANEOUS REVENUE	70	5,379	-	-	-
21140000-480100	INTEREST	5,275	6,016	2,400	2,400	2,400
21140000-490900	INTRAFUND TRANSFER IN	-	-	-	-	26,700
21140000-499050	BEGINNING BALANCE	203,824	174,839	153,900	153,900	148,000
<b>TOTAL RESOURCES</b>		<b>\$ 308,577</b>	<b>\$ 439,479</b>	<b>\$ 380,100</b>	<b>\$ 412,100</b>	<b>\$ 365,200</b>
<b>REQUIREMENTS</b>						
21140000-510010	WAGES & SALARIES	\$ 10,141	\$ 55,275	\$ 50,900	\$ 50,900	\$ 57,700
21140000-560001	EMPLOYER MEDICAL	-	12,165	14,600	14,600	16,400
21140000-560005	EMPLOYER DENTAL	-	971	1,300	1,300	1,400
21140000-560008	EMPLOYER VISION	-	367	600	600	500
21140000-560010	EMPLOYER PAID BENEFITS	6,495	9,466	3,900	3,900	4,400
21140000-560012	EMPLOYER PAID DEFERRED COMP	-	253	600	600	1,200
21140000-560014	EMPLOYER PAID LTD/LIFE/AD&D	-	234	1,000	1,000	100
21140000-560016	EMPLOYER PAID WORKER'S COMP	-	1,571	4,700	4,700	5,200
21140000-560018	EMPLOYER PAID OREGON WBF	-	6	500	500	600
21140000-560020	PERS	-	16,472	16,900	16,900	19,000
21140000-560022	EMPLYR PAID OREGON PAID LEAVE	-	-	-	-	700
21140000-560030	HRA VEBA	-	1,797	1,000	1,000	1,000
21140000-600115	INSURANCE & BONDS	11,431	22,223	23,700	23,700	34,100
21140000-600400	CONTRACTUAL SERVICES	31,795	21,488	26,100	26,100	26,600
21140000-610405	MATERIALS & SUPPLIES	2,499	4,162	4,000	36,000	4,000
21140000-610420	MEETINGS & CONFERENCES	1,478	485	1,600	1,600	2,000
21140000-610425	MEMBERSHIPS & DUES	293	489	800	800	600
21140000-610520	PERMITS	1,080	2,369	2,600	2,600	2,600
21140000-610540	POSTAGE & SHIPPING	72	8	200	200	200
21140000-612210	CITY AIRPORT EVENTS	400	400	2,000	2,000	2,000
21140000-613615	FUEL SYSTEM COSTS	2,928	2,917	4,000	4,000	4,000
21140000-630000	ELECTRICITY	2,114	3,533	4,100	4,100	4,100
21140000-630010	TELEPHONE	1,040	1,812	2,200	2,200	2,200
21140000-630410	STORMWATER SERVICE CHARGES	14,224	33,384	44,500	44,500	62,600
21140000-655000	MAINT: AIRPORT FACILITIES	4,663	145	4,000	4,000	4,000
21140000-655100	MAINT: BUILDING	230	1,220	5,000	5,000	5,000
21140000-655300	MAINT: GROUNDS	854	3,647	3,000	3,000	5,000
21140000-660100	CS: BUILDING MAINTENANCE	24,500	46,542	31,600	31,600	23,500
21140000-660200	CS: CENTRAL SERVICE	2,900	8,871	1,700	1,700	1,900
21140000-660210	CS: FINANCE	-	-	5,400	5,400	30,900
21140000-660211	CS: CITY MANAGER'S OFFICE	-	-	5,000	5,000	5,600
21140000-660212	CS: MAYOR & COUNCIL	-	-	600	600	500
21140000-660225	CS: EMERGENCY MGMT/SAFETY	-	-	700	700	700
21140000-660500	CS: FLEXIBLE SPENDING ADMIN	6	36	200	200	-
21140000-660701	CS: PHONE SYSTEM REPLACE	-	-	400	400	400
21140000-662500	PW: ADMINISTRATION	9,517	12,378	13,300	13,300	19,500
21140000-900160	RESERVE: FACILITIES MAINT	-	-	87,600	87,600	-
21140000-914007	TO: STREET OPERATING	5,076	14,399	9,800	9,800	15,000
<b>TOTAL REQUIREMENTS</b>		<b>\$ 133,736</b>	<b>\$ 279,085</b>	<b>\$ 380,100</b>	<b>\$ 412,100</b>	<b>\$ 365,200</b>
<b>RESOURCES LESS REQUIREMENTS</b>		<b>\$ 174,841</b>	<b>\$ 160,394</b>	<b>\$ -</b>	<b>\$ -</b>	<b>\$ -</b>



**CITY OF ALBANY, OREGON**

**BIENNIUM 2023-2025**

LINE ITEM SUMMARY

DEPARTMENT: PUBLIC WORKS

PROGRAM: 21140005 - AIRPORT CAPITAL PROJECTS

Account Number	Description	2018-19 Actual	2019-21 Actual	2021-23 Adopted	2021-23 Revised	2023-25 Adopted
<b>RESOURCES</b>						
21140005-469015	MISCELLANEOUS REVENUE	\$ 6,000	\$ 12,000	\$ 3,000	\$ 3,000	\$ -
21140005-480100	INTEREST	9,502	9,174	6,000	6,000	10,000
21140005-490901	INTRAFUND FROM: TLT	-	-	108,600	232,200	145,000
21140005-492112	FROM: TRANSIENT LODGING TAX	76,100	21,000	-	-	-
21140005-499050	BEGINNING BALANCE	280,837	224,601	160,400	160,400	376,300
<b>TOTAL RESOURCES</b>		<b>\$ 372,439</b>	<b>\$ 266,775</b>	<b>\$ 278,000</b>	<b>\$ 401,600</b>	<b>\$ 531,300</b>
<b>REQUIREMENTS</b>						
21140005-655000	MAINT: AIRPORT FACILITIES	\$ -	\$ -	\$ -	\$ -	\$ 20,000
21140005-655300	MAINT: GROUNDS	29,450	-	-	-	-
21140005-700000	CAPITAL EQUIPMENT	33,388	-	-	-	-
21140005-700016	AR-20-01 HANGAR REPAIR PROJECT	-	59,484	-	-	-
21140005-900060	RESERVE: CAPITAL PROJECTS	-	-	274,500	398,100	404,000
21140005-909000	INTRAFUND TRANSFER OUT	-	-	-	-	26,700
21140005-914003	TO: FAA ANNUAL CAPITAL GRANT	85,000	46,500	3,500	3,500	80,600
<b>TOTAL REQUIREMENTS</b>		<b>\$ 147,838</b>	<b>\$ 105,984</b>	<b>\$ 278,000</b>	<b>\$ 401,600</b>	<b>\$ 531,300</b>
<b>RESOURCES LESS REQUIREMENTS</b>		<b>\$ 224,601</b>	<b>\$ 160,791</b>	<b>\$ -</b>	<b>\$ -</b>	<b>\$ -</b>



# Public Transit Fund

---

The Public Transit Fund provides public transportation services to Albany and surrounding areas through three public transit programs: Albany Transit System (ATS), Linn-Benton Loop, and Paratransit (Call-A-Ride).

## Revenues

Revenues for public transit are predominantly from Federal Transit Administration grants, state shared revenues, and the Statewide Transportation Improvement Fund.

Additional revenue comes from bus fares and local partnership agreements, and other grant opportunities that may be announced.

## Expenses

Expenses are primarily related to the operations and maintenance of three public transit programs. Significant operating expenditures include personnel costs as well as vehicle maintenance and fuel costs for the fleet of transit vehicles. Additional expenses are associated with capital purchases primarily for replacement and, when possible, expansion vehicles for the transit fleet. Other expenses include transit-specific software and communications equipment, as well as administrative overhead costs.

## Opportunities/Challenges

As with all operational programs, controlling increases in personnel and overhead costs is an ongoing challenge. Specifically, to transit, the price of fuel and heavy vehicle maintenance are some of the largest variables in any given fiscal year. Replacing heavily used vehicles before their maintenance costs begin to rise is always the goal, but rising costs of equipment can make timely vehicle purchases cost prohibitive.

The public transit program is heavily dependent on the Federal Transit Administration for funding and regulatory oversight. With very limited exceptions, FTA funding requires local matching funds from a non-federal source. State-shared revenue is directed to Albany transit program by the City Council as the only dedicated source of this local match. Limited local match remains the most significant constraint on expansion of public transit in Albany.

The constraints of the existing bus barn facility located behind Fire Station 12 limit the operations of ATS and the Linn-Benton Loop. Staff continues to make progress toward a new Transit Operations Facility that will support expanded transit and paratransit services. Expansion of bus service and an increasing number of customers seeking the mobility that Call-A-Ride can offer means the transit programs must invest in hiring, training, and retaining well qualified drivers, as well as investing in updated software systems. Hiring qualified public transit operators is particularly challenging in the post-pandemic economy and has hindered the implementation of expanded ATS service.

State revenue from the State Transportation Improvement Fund continues to provide opportunities for Albany transit programs to purchase new equipment, help fund the new Transit Operations Facility, and implement a significant service expansion.



**CITY OF ALBANY, OREGON**  
**BIENNIUM 2023-2025**

**FUND SUMMARY**

**FUND: PUBLIC TRANSIT**

Description	2018-19 Actual	2019-21 Actual	2021-23 Adopted	2021-23 Revised	2023-25 Proposed	2023-25 Approved	2023-25 Adopted
<b>RESOURCES</b>							
BEGINNING BALANCE	\$ 216,770	\$ 46,433	\$ 389,600	\$ 389,600	\$ 1,700,500	\$ 1,700,500	\$ 1,700,500
INTERGOVERNMENTAL	1,226,859	5,621,031	7,304,700	7,304,700	9,792,800	9,792,800	9,792,800
CHARGES FOR SERVICES	80,998	106,616	2,639,000	2,639,000	3,286,400	3,286,400	3,286,400
OTHER RESOURCES	750	28,955	400	400	1,200	1,200	1,200
INVESTMENT EARNINGS	(5,409)	21,075	5,100	5,100	4,500	4,500	4,500
TRANSFERS IN	600,000	1,092,176	300,000	300,000	-	-	-
INTRAFUND TRANSFERS	-	171,005	369,800	369,800	79,000	79,000	79,000
<b>TOTAL RESOURCES</b>	<b>\$ 2,119,968</b>	<b>\$ 7,087,291</b>	<b>\$ 11,008,600</b>	<b>\$ 11,008,600</b>	<b>\$ 14,864,400</b>	<b>\$ 14,864,400</b>	<b>\$ 14,864,400</b>
<b>REQUIREMENTS</b>							
ALBANY TRANSIT SYSTEM	\$ 885,522	\$ 2,089,153	\$ 2,378,500	\$ 2,378,500	\$ 3,776,800	\$ 3,776,800	\$ 3,776,800
ALBANY TRANSIT SYSTEM STIF	-	515,000	1,250,000	1,250,000	1,426,800	1,426,800	1,426,800
LINN-BENTON LOOP	554,882	1,272,668	2,189,400	2,189,400	3,093,500	3,093,500	3,093,500
LINN-BENTON LOOP STIF	-	903,800	1,296,000	1,296,000	1,606,000	1,606,000	1,606,000
PARATRANSIT SYSTEM	633,136	1,483,147	1,751,500	1,751,500	2,151,200	2,151,200	2,151,200
PARATRANSIT SYSTEM STIF	-	-	115,500	115,500	14,000	14,000	14,000
ALBANY TRANSIT CAPITAL	-	246	1,252,900	1,252,900	995,000	995,000	995,000
ALBANY TRANSIT IT EQUIP	-	-	4,500	4,500	5,600	5,600	5,600
LINN-BENTON LOOP IT EQUIP	-	-	3,000	3,000	4,100	4,100	4,100
PARATRANSIT SYS IT EQUIP	-	-	7,900	7,900	11,500	11,500	11,500
ALBANY TRANSIT SYS EQUIP	-	-	188,400	188,400	314,000	314,000	314,000
LINN-BENTON LOOP EQUIP REP	-	-	125,400	125,400	1,126,600	1,126,600	1,126,600
PARATRANSIT SYSTEM EQUIP	-	-	75,800	75,800	260,300	260,300	260,300
INTRAFUND TRANSFERS	-	171,005	369,800	369,800	79,000	79,000	79,000
TRANSFERS OUT	-	27,510	-	-	-	-	-
	<b>\$ 2,073,540</b>	<b>\$ 6,462,529</b>	<b>\$ 11,008,600</b>	<b>\$ 11,008,600</b>	<b>\$ 14,864,400</b>	<b>\$ 14,864,400</b>	<b>\$ 14,864,400</b>
<b>RESOURCES LESS REQUIREMENTS</b>	<b>\$ 46,428</b>	<b>\$ 624,762</b>	<b>\$ -</b>	<b>\$ -</b>	<b>\$ -</b>	<b>\$ -</b>	<b>\$ -</b>





# CITY OF ALBANY, OREGON

BIENNIUM 2023-2025

LINE ITEM SUMMARY

DEPARTMENT: PUBLIC WORKS

PROGRAM: 21340100 - ALBANY TRANSIT SYSTEM

Account Number	Description	2018-19 Actual	2019-21 Actual	2021-23 Adopted	2021-23 Revised	2023-25 Adopted
<b>RESOURCES</b>						
21340100-420045	FTA SECTION 5307	\$ 336,508	\$ 819,731	\$ 19,800	\$ 19,800	\$ 1,010,000
21340100-420047	FTA SECTION 5307 - CAPITAL	-	-	-	-	256,000
21340100-420048	FTA SECTION 5307 - SAFETY	-	-	-	-	20,000
21340100-420100	FEDERAL GRANTS & ASSISTANCE	-	246,867	621,500	621,500	-
21340100-424030	STATE REVENUE SHARING	-	464,471	834,300	834,300	895,000
21340100-428210	OSU PASS PROGRAM	3,000	6,200	6,400	6,400	6,500
21340100-428220	LBCC PASS PROGRAM	18,900	32,000	32,000	32,000	32,500
21340100-435000	BUS FARES	25,707	19,841	40,500	40,501	-
21340100-435001	CHARGES FOR SERVICE: TRANSIT	-	-	1,160,000	1,160,000	1,426,800
21340100-435200	ADVERTISING REVENUE	36	-	-	-	-
21340100-469015	MISCELLANEOUS REVENUE	442	7,262	-	-	-
21340100-469020	OVER & SHORT	15	10	-	-	-
21340100-480100	INTEREST	(2,251)	3,079	-	-	-
21340100-480900	INTEREST: FAIR MARKET VALUE	-	940	-	-	-
21340100-490900	INTRAFUND TRANSFER IN	-	109,943	-	-	-
21340100-491000	FROM: GENERAL FUND	303,900	398,300	-	-	-
21340100-499050	BEGINNING BALANCE	314,629	115,368	12,200	12,200	209,000
<b>TOTAL RESOURCES</b>		<b>\$ 1,000,886</b>	<b>\$ 2,224,012</b>	<b>\$ 2,726,700</b>	<b>\$ 2,726,701</b>	<b>\$ 3,855,800</b>
<b>REQUIREMENTS</b>						
21340100-510010	WAGES & SALARIES	\$ 212,102	\$ 316,165	\$ 637,800	\$ 637,800	\$ 1,157,200
21340100-520010	TEMPORARY EMPLOYEES	35,502	183,812	90,000	90,000	80,000
21340100-530010	OVERTIME	10,839	11,267	40,000	40,000	48,000
21340100-540050	UNEMPLOYMENT CLAIMS	-	2,067	-	-	2,000
21340100-560001	EMPLOYER MEDICAL	-	74,097	335,800	335,800	451,800
21340100-560005	EMPLOYER DENTAL	-	5,531	27,300	27,300	31,400
21340100-560008	EMPLOYER VISION	-	2,246	10,300	10,300	12,200
21340100-560010	EMPLOYER PAID BENEFITS	158,752	123,359	58,800	58,800	123,700
21340100-560012	EMPLOYER PAID DEFERRED COMP	-	386	3,600	3,600	7,100
21340100-560014	EMPLOYER PAID LTD/LIFE/AD&D	-	744	6,600	6,600	1,800
21340100-560016	EMPLOYER PAID WORKER'S COMP	-	6,549	45,100	45,100	68,700
21340100-560018	EMPLOYER PAID OREGON WBF	-	72	6,200	6,200	12,800
21340100-560020	PERS	-	118,639	223,700	223,700	337,100
21340100-560022	EMPLYR PAID OREGON PAID LEAVE	-	-	-	-	13,300
21340100-560030	HRA VEBA	-	15,499	24,800	24,800	32,700
21340100-600115	INSURANCE & BONDS	12,984	30,680	27,300	27,300	31,500
21340100-600400	CONTRACTUAL SERVICES	6,547	41,376	22,200	22,200	22,200
21340100-602300	SOFTWARE LICENSE FEES	9	895	1,800	1,800	3,600
21340100-610005	ADVERTISING & PUBLICATIONS	590	583	800	800	1,600
21340100-610075	CREDIT CARD FEES	954	854	2,000	2,000	1,000
21340100-610100	DUPLICATION & FAX	1,428	2,002	7,800	7,800	7,800
21340100-610130	EDUCATION & TRAINING	147	-	2,000	2,000	2,400
21340100-610405	MATERIALS & SUPPLIES	7,173	18,355	24,100	24,100	40,000
21340100-610420	MEETINGS & CONFERENCES	471	316	2,000	2,000	4,000
21340100-610425	MEMBERSHIPS & DUES	1,346	1,200	2,000	2,000	4,000
21340100-610430	MINOR EQUIPMENT	-	3,551	-	-	-
21340100-610545	PRINTING & BINDING	520	-	2,200	2,200	2,200
21340100-610750	UNIFORMS	248	721	4,000	4,000	5,000
21340100-610800	VEHICLE FUEL CHARGES	41,595	71,410	145,800	145,800	373,400
21340100-630000	ELECTRICITY	1,505	3,960	3,000	3,000	3,000
21340100-630005	NATURAL GAS	204	458	400	400	400
21340100-630010	TELEPHONE	3,445	5,853	6,400	6,400	4,000
21340100-630400	WATER SERVICE	1,162	1,970	1,600	1,600	2,400
21340100-630405	SEWER SERVICE CHARGES	-	204	-	-	700
21340100-630410	STORMWATER SERVICE CHARGES	112	307	800	800	400
21340100-630415	CITY SERVICES FEE CHARGES	-	-	-	-	200
21340100-650015	MAINT: COMMUNICATION EQUIPMENT	-	1,618	1,200	1,200	1,200
21340100-652800	SAFETY IMPROVEMENTS	59	6,576	-	-	-
21340100-653600	MAINT: VEHICLE	81,854	172,475	180,000	180,000	320,000
21340100-655100	MAINT: BUILDING	3,500	14,459	9,000	9,001	9,000
21340100-660100	CS: BUILDING MAINTENANCE	5,500	15,577	7,800	7,800	5,900
21340100-660200	CS: CENTRAL SERVICE	43,800	80,116	8,400	8,400	17,400
21340100-660210	CS: FINANCE	-	-	42,800	42,800	58,200
21340100-660211	CS: CITY MANAGER'S OFFICE	-	-	29,000	29,000	49,300
21340100-660212	CS: MAYOR & COUNCIL	-	-	3,300	3,300	5,000
21340100-660214	CS: HUMAN RESOURCES	169	-	48,300	48,300	52,600



**CITY OF ALBANY, OREGON**  
**BIENNIUM 2023-2025**

LINE ITEM SUMMARY  
 DEPARTMENT: PUBLIC WORKS  
 PROGRAM: 21340100 - ALBANY TRANSIT SYSTEM

Account Number	Description	2018-19	2019-21	2021-23	2021-23	2023-25
		Actual	Actual	Adopted	Revised	Adopted
21340100-660215	CS: LABOR RELATIONS	-	-	400	400	2,500
21340100-660225	CS: EMERGENCY MGMT/SAFETY	-	-	3,700	3,700	5,900
21340100-660400	CS: EQUIPMENT REPLACEMENT	12,800	33,000	74,000	74,000	114,000
21340100-660500	CS: FLEXIBLE SPENDING ADMIN	209	294	400	400	-
21340100-660700	CS: INFORMATION TECHNOLOGY	8,100	29,937	16,000	16,000	18,100
21340100-660701	CS: PHONE SYSTEM REPLACE	-	-	200	200	200
21340100-660800	CS: IT EQUIPMENT REPLACEMENT	100	3,000	1,000	1,000	1,000
21340100-662500	PW: ADMINISTRATION	31,605	71,532	101,600	101,600	190,800
21340100-662600	PW: BUILDING REPLACEMENT	200,000	87,800	-	-	-
21340100-665400	PHYSICAL EXAMS & MEDICALS	360	1,070	1,600	1,600	1,600
21340100-670600	SAFETY RECOGNITION PROGRAM	-	-	400	400	400
21340100-690000	RESERVE: OPERATING	-	-	58,600	58,600	9,100
21340100-700000	CAPITAL EQUIPMENT	-	526,571	-	-	-
21340100-700170	FTA 5307 - SAFETY 1%	-	-	24,600	24,600	25,000
21340100-909000	INTRAFUND TRANSFER OUT	-	-	348,200	348,200	79,000
<b>TOTAL REQUIREMENTS</b>		<b>\$ 885,522</b>	<b>\$ 2,089,153</b>	<b>\$ 2,726,700</b>	<b>\$ 2,726,701</b>	<b>\$ 3,855,800</b>
<b>RESOURCES LESS REQUIREMENTS</b>		<b>\$ 115,364</b>	<b>\$ 134,859</b>	<b>\$ -</b>	<b>\$ -</b>	<b>\$ -</b>



**CITY OF ALBANY, OREGON**

**BIENNIUM 2023-2025**

LINE ITEM SUMMARY

DEPARTMENT: PUBLIC WORKS

PROGRAM: 21340101 - ALBANY TRANSIT SYSTEM STIF

Account Number	Description	2018-19 Actual	2019-21 Actual	2021-23 Adopted	2021-23 Revised	2023-25 Adopted
<b>RESOURCES</b>						
21340101-420045	FTA SECTION 5307	\$ -	\$ -	\$ 200,000	\$ 200,000	\$ -
21340101-428120	STIF - LINN COUNTY	-	440,000	900,000	900,000	1,276,800
21340101-428125	STIF - BENTON COUNTY	-	75,000	150,000	150,000	150,000
21340101-480100	INTEREST	-	1,847	-	-	-
<b>TOTAL RESOURCES</b>		<b>\$ -</b>	<b>\$ 516,847</b>	<b>\$ 1,250,000</b>	<b>\$ 1,250,000</b>	<b>\$ 1,426,800</b>
<b>REQUIREMENTS</b>						
21340101-630501	CHARGES FOR SERVICE: TRANSIT	\$ -	\$ -	\$ 1,160,000	\$ 1,160,000	\$ 1,426,800
21340101-690000	RESERVE: OPERATING	-	-	90,000	90,000	-
21340101-700000	CAPITAL EQUIPMENT	-	515,000	-	-	-
<b>TOTAL REQUIREMENTS</b>		<b>\$ -</b>	<b>\$ 515,000</b>	<b>\$ 1,250,000</b>	<b>\$ 1,250,000</b>	<b>\$ 1,426,800</b>
<b>RESOURCES LESS REQUIREMENTS</b>		<b>\$ -</b>	<b>\$ 1,847</b>	<b>\$ -</b>	<b>\$ -</b>	<b>\$ -</b>



# CITY OF ALBANY, OREGON

BIENNIUM 2023-2025

LINE ITEM SUMMARY

DEPARTMENT: PUBLIC WORKS

PROGRAM: 21340105 - LINN-BENTON LOOP

Account Number	Description	2018-19 Actual	2019-21 Actual	2021-23 Adopted	2021-23 Revised	2023-25 Adopted
<b>RESOURCES</b>						
21340105-420035	FTA SECTION 5310 GRANT	\$ 24,980	\$ 56,640	\$ -	\$ -	\$ -
21340105-420045	FTA SECTION 5307	183,736	643,878	462,000	462,000	640,200
21340105-420047	FTA SECTION 5307 - CAPITAL	-	-	-	-	172,000
21340105-428020	SPECIAL TRANSIT FUND: LINN	16,320	46,080	-	-	-
21340105-428025	SPECIAL TRANSIT FUND: BENTON	22,000	47,000	-	-	-
21340105-428200	LBCC PARTNERSHIP	117,300	247,600	260,000	260,000	275,900
21340105-428205	OSU PARTNERSHIP	117,300	245,200	260,000	260,000	275,900
21340105-435000	BUS FARES	21,546	14,577	43,000	43,000	-
21340105-435006	CHARGES FOR SERVICE: LOOP	-	23,800	1,158,900	1,158,900	1,606,000
21340105-469015	MISCELLANEOUS REVENUE	38	107	-	-	-
21340105-480100	INTEREST	(2,161)	1,339	-	-	-
21340105-490900	INTRAFUND TRANSFER IN	-	61,062	-	-	-
21340105-491000	FROM: GENERAL FUND	106,100	-	-	-	-
21340105-499050	BEGINNING BALANCE	(106,068)	(53,789)	5,500	5,500	123,500
<b>TOTAL RESOURCES</b>		<b>\$ 501,091</b>	<b>\$ 1,333,494</b>	<b>\$ 2,189,400</b>	<b>\$ 2,189,400</b>	<b>\$ 3,093,500</b>

<b>REQUIREMENTS</b>						
21340105-510010	WAGES & SALARIES	\$ 196,760	\$ 323,269	\$ 617,200	\$ 617,200	\$ 952,600
21340105-520010	TEMPORARY EMPLOYEES	19,437	32,249	90,000	90,000	20,000
21340105-530010	OVERTIME	7,653	4,805	40,000	40,000	40,000
21340105-540050	UNEMPLOYMENT CLAIMS	843	9,009	-	-	12,000
21340105-560001	EMPLOYER MEDICAL	-	84,564	335,800	335,800	451,800
21340105-560005	EMPLOYER DENTAL	-	4,537	27,300	27,300	30,400
21340105-560008	EMPLOYER VISION	-	2,527	10,300	10,300	12,100
21340105-560010	EMPLOYER PAID BENEFITS	139,681	106,300	57,200	57,200	95,000
21340105-560012	EMPLOYER PAID DEFERRED COMP	-	490	4,100	4,100	7,000
21340105-560014	EMPLOYER PAID LTD/LIFE/AD&D	-	642	6,500	6,500	1,800
21340105-560016	EMPLOYER PAID WORKER'S COMP	-	2,973	43,800	43,800	56,100
21340105-560018	EMPLOYER PAID OREGON WBF	-	28	6,100	6,100	10,500
21340105-560020	PERS	-	78,849	216,900	216,900	314,300
21340105-560022	EMPLYR PAID OREGON PAID LEAVE	-	-	-	-	11,000
21340105-560030	HRA VEBA	-	22,385	24,800	24,800	32,700
21340105-600115	INSURANCE & BONDS	5,175	17,819	11,800	11,800	30,800
21340105-600400	CONTRACTUAL SERVICES	5,161	4,364	8,400	8,400	8,400
21340105-602300	SOFTWARE LICENSE FEES	-	-	1,400	1,400	3,000
21340105-610005	ADVERTISING & PUBLICATIONS	3,094	-	2,200	2,200	2,200
21340105-610075	CREDIT CARD FEES	-	-	1,000	1,000	1,000
21340105-610100	DUPLICATION & FAX	1,428	2,002	3,000	3,000	3,000
21340105-610130	EDUCATION & TRAINING	147	-	1,600	1,600	2,000
21340105-610405	MATERIALS & SUPPLIES	4,124	8,885	6,000	6,000	6,000
21340105-610420	MEETINGS & CONFERENCES	-	-	1,200	1,200	4,000
21340105-610425	MEMBERSHIPS & DUES	400	600	2,200	2,200	2,200
21340105-610430	MINOR EQUIPMENT	-	-	-	-	-
21340105-610545	PRINTING & BINDING	615	-	3,200	3,200	3,200
21340105-610750	UNIFORMS	135	149	2,000	2,000	2,000
21340105-610800	VEHICLE FUEL CHARGES	31,547	57,386	185,000	185,000	266,600
21340105-630000	ELECTRICITY	1,505	-	3,000	3,000	3,000
21340105-630005	NATURAL GAS	204	187	400	400	400
21340105-630010	TELEPHONE	981	333	6,000	6,000	6,000
21340105-630400	WATER SERVICE	1,177	579	1,600	1,600	1,600
21340105-630405	SEWER SERVICE CHARGES	-	115	-	-	700
21340105-630410	STORMWATER SERVICE CHARGES	112	141	400	400	400
21340105-630415	CITY SERVICES FEE CHARGES	-	-	-	-	-
21340105-650015	MAINT: COMMUNICATION EQUIPMENT	-	1,618	1,200	1,200	1,200
21340105-652800	SAFETY IMPROVEMENTS	-	174	-	-	-
21340105-653600	MAINT: VEHICLE	50,011	194,837	178,700	178,700	215,000
21340105-655100	MAINT: BUILDING	3,500	-	8,000	8,000	8,000
21340105-660100	CS: BUILDING MAINTENANCE	5,500	-	7,800	7,800	5,900
21340105-660200	CS: CENTRAL SERVICE	36,900	74,017	6,800	6,800	15,200
21340105-660210	CS: FINANCE	-	-	40,800	40,800	47,700
21340105-660211	CS: CITY MANAGER'S OFFICE	-	-	23,500	23,500	43,000
21340105-660212	CS: MAYOR & COUNCIL	-	-	2,600	2,600	4,400
21340105-660214	CS: HUMAN RESOURCES	-	-	17,500	17,500	25,100
21340105-660215	CS: LABOR RELATIONS	-	-	1,000	1,000	1,800
21340105-660225	CS: EMERGENCY MGMT/SAFETY	-	-	2,900	2,900	5,200
21340105-660400	CS: EQUIPMENT REPLACEMENT	172,300	6,000	54,000	54,000	90,000



**CITY OF ALBANY, OREGON**

**BIENNIUM 2023-2025**

LINE ITEM SUMMARY

DEPARTMENT: PUBLIC WORKS

PROGRAM: 21340105 - LINN-BENTON LOOP

Account Number	Description	2018-19	2019-21	2021-23	2021-23	2023-25
		Actual	Actual	Adopted	Revised	Adopted
21340105-660500	CS: FLEXIBLE SPENDING ADMIN	167	296	400	400	-
21340105-660700	CS: INFORMATION TECHNOLOGY	8,100	-	16,000	16,000	18,000
21340105-660701	CS: PHONE SYSTEM REPLACE	-	-	200	200	200
21340105-660800	CS: IT EQUIPMENT REPLACEMENT	300	-	1,000	1,000	1,000
21340105-662500	PW: ADMINISTRATION	22,205	58,267	100,000	100,000	153,100
21340105-662600	PW: BUILDING REPLACEMENT	-	-	-	-	-
21340105-665400	PHYSICAL EXAMS & MEDICALS	720	759	1,200	1,200	1,200
21340105-670600	SAFETY RECOGNITION PROGRAM	-	-	200	200	200
21340105-690000	RESERVE: OPERATING	-	-	5,200	5,200	63,500
21340105-700000	CAPITAL EQUIPMENT	-	171,513	-	-	-
21340105-700170	FTA 5307 - SAFETY 1%	-	-	-	-	-
21340105-909000	INTRAFUND TRANSFER OUT	-	-	-	-	-
<b>TOTAL REQUIREMENTS</b>		<b>\$ 554,882</b>	<b>\$ 1,272,668</b>	<b>\$ 2,189,400</b>	<b>\$ 2,189,400</b>	<b>\$ 3,093,500</b>
<b>RESOURCES LESS REQUIREMENTS</b>		<b>\$ (53,791)</b>	<b>\$ 60,826</b>	<b>\$ -</b>	<b>\$ -</b>	<b>\$ -</b>



**CITY OF ALBANY, OREGON**

**BIENNIUM 2023-2025**

LINE ITEM SUMMARY

DEPARTMENT: PUBLIC WORKS

PROGRAM: 21340106 - LINN-BENTON LOOP STIF

Account Number	Description	2018-19 Actual	2019-21 Actual	2021-23 Adopted	2021-23 Revised	2023-25 Adopted
<b>RESOURCES</b>						
21340106-428120	STIF - LINN COUNTY	\$ -	\$ 264,000	\$ 648,000	\$ 648,000	\$ 782,000
21340106-428125	STIF - BENTON COUNTY	-	286,100	648,000	648,000	824,000
21340106-428130	STIF - DISCRETIONARY	-	352,000	-	-	-
21340106-480100	INTEREST	-	4,875	-	-	-
<b>TOTAL RESOURCES</b>		<b>\$ -</b>	<b>\$ 906,975</b>	<b>\$ 1,296,000</b>	<b>\$ 1,296,000</b>	<b>\$ 1,606,000</b>
<b>REQUIREMENTS</b>						
21340106-630506	CHARGES FOR SERVICE: LOOP	\$ -	\$ 23,800	\$ 1,158,900	\$ 1,158,900	\$ 1,606,000
21340106-655100	MAINT: BUILDING	-	-	-	-	-
21340106-690000	RESERVE: OPERATING	-	-	137,100	137,100	-
21340106-700000	CAPITAL EQUIPMENT	-	880,000	-	-	-
<b>TOTAL REQUIREMENTS</b>		<b>\$ -</b>	<b>\$ 903,800</b>	<b>\$ 1,296,000</b>	<b>\$ 1,296,000</b>	<b>\$ 1,606,000</b>
<b>RESOURCES LESS REQUIREMENTS</b>		<b>\$ -</b>	<b>\$ 3,175</b>	<b>\$ -</b>	<b>\$ -</b>	<b>\$ -</b>



# CITY OF ALBANY, OREGON

## BIENNium 2023-2025

### LINE ITEM SUMMARY

#### DEPARTMENT: PUBLIC WORKS

#### PROGRAM: 21340110 - PARATRANSIT SYSTEM

Account Number	Description	2018-19 Actual	2019-21 Actual	2021-23 Adopted	2021-23 Revised	2023-25 Adopted
<b>RESOURCES</b>						
21340110-420035	FTA SECTION 5310 GRANT	\$ 65,836	\$ 139,776	\$ 211,800	\$ 211,800	\$ 327,800
21340110-420045	FTA SECTION 5307	286,445	639,107	-	-	826,200
21340110-420047	FTA SECTION 5307 - CAPITAL	-	-	-	-	72,000
21340110-420100	FEDERAL GRANTS & ASSISTANCE	-	256,165	881,000	881,000	-
21340110-424030	STATE REVENUE SHARING	-	250,100	485,300	485,300	555,000
21340110-428020	SPECIAL TRANSIT FUND: LINN	24,420	48,000	48,000	48,000	-
21340110-428025	SPECIAL TRANSIT FUND: BENTON	6,250	11,000	10,000	10,000	-
21340110-428035	CITY OF MILLERSBURG	3,864	4,116	3,000	3,000	5,000
21340110-435011	CHARGES FOR SERVICE: PARATRAN	-	-	35,500	35,500	14,000
21340110-435100	CALL-A-RIDE REVENUE	33,709	25,148	55,500	55,500	-
21340110-460000	DONATIONS & SPONSORSHIPS	200	325	400	400	400
21340110-469015	MISCELLANEOUS REVENUE	55	6,022	-	-	800
21340110-480100	INTEREST	(997)	379	600	600	-
21340110-491000	FROM: GENERAL FUND	190,000	226,700	-	-	-
21340110-492170	FROM: EQUIPMENT REPLACEMENT	-	27,510	-	-	-
21340110-499050	BEGINNING BALANCE	8,209	(15,146)	20,400	20,400	350,000
<b>TOTAL RESOURCES</b>		<b>\$ 617,991</b>	<b>\$ 1,619,202</b>	<b>\$ 1,751,500</b>	<b>\$ 1,751,500</b>	<b>\$ 2,151,200</b>

<b>REQUIREMENTS</b>						
21340110-510010	WAGES & SALARIES	\$ 257,176	\$ 532,213	\$ 608,700	\$ 608,700	\$ 760,800
21340110-520010	TEMPORARY EMPLOYEES	34,942	58,786	78,400	78,400	90,000
21340110-530010	OVERTIME	1,082	749	5,700	5,700	5,700
21340110-540050	UNEMPLOYMENT CLAIMS	-	19	-	-	-
21340110-560001	EMPLOYER MEDICAL	-	114,542	216,200	216,200	261,300
21340110-560005	EMPLOYER DENTAL	-	8,240	16,800	16,800	21,000
21340110-560008	EMPLOYER VISION	-	3,403	6,600	6,600	7,400
21340110-560010	EMPLOYER PAID BENEFITS	180,959	158,292	53,100	53,100	74,800
21340110-560012	EMPLOYER PAID DEFERRED COMP	-	833	3,900	3,900	7,300
21340110-560014	EMPLOYER PAID LTD/LIFE/AD&D	-	1,378	6,300	6,300	1,400
21340110-560016	EMPLOYER PAID WORKER'S COMP	-	6,623	40,400	40,400	41,700
21340110-560018	EMPLOYER PAID OREGON WBF	-	70	5,600	5,600	8,400
21340110-560020	PERS	-	112,168	202,800	202,800	251,000
21340110-560022	EMPLYR PAID OREGON PAID LEAVE	-	-	-	-	8,800
21340110-560030	HRA VEBA	-	31,095	18,800	18,800	18,700
21340110-600115	INSURANCE & BONDS	8,193	25,270	18,300	18,300	41,300
21340110-600400	CONTRACTUAL SERVICES	3,698	7,092	9,200	9,200	7,800
21340110-602300	SOFTWARE LICENSE FEES	5,114	15,700	14,300	14,300	6,600
21340110-610130	EDUCATION & TRAINING	1,247	824	1,000	1,001	1,000
21340110-610405	MATERIALS & SUPPLIES	2,650	3,252	4,800	4,800	4,800
21340110-610420	MEETINGS & CONFERENCES	134	-	1,000	1,000	2,000
21340110-610425	MEMBERSHIPS & DUES	400	600	800	800	1,200
21340110-610545	PRINTING & BINDING	1,428	2,072	4,800	4,800	1,000
21340110-610800	VEHICLE FUEL CHARGES	22,090	30,079	49,800	49,800	56,000
21340110-622055	SENIOR GRANT MATCHING FUNDS	-	-	1,600	1,600	-
21340110-630000	ELECTRICITY	-	2,900	3,000	3,000	3,000
21340110-630005	NATURAL GAS	204	458	400	400	400
21340110-630010	TELEPHONE	605	2,741	2,800	2,800	2,800
21340110-630400	WATER SERVICE	397	1,116	1,600	1,600	1,600
21340110-630405	SEWER SERVICE CHARGES	-	204	-	-	700
21340110-630410	STORMWATER SERVICE CHARGES	-	75	800	800	800
21340110-650015	MAINT: COMMUNICATION EQUIPMENT	-	1,694	1,000	1,000	1,000
21340110-653600	MAINT: VEHICLE	29,533	49,874	67,500	67,500	90,000
21340110-655100	MAINT: BUILDING	-	-	-	(1)	-
21340110-660100	CS: BUILDING MAINTENANCE	5,400	15,577	7,700	7,700	5,800
21340110-660200	CS: CENTRAL SERVICE	34,700	70,321	6,900	6,900	11,300
21340110-660210	CS: FINANCE	-	-	37,800	37,800	44,300
21340110-660211	CS: CITY MANAGER'S OFFICE	-	-	24,300	24,300	31,900
21340110-660212	CS: MAYOR & COUNCIL	-	-	2,700	2,700	3,200
21340110-660214	CS: HUMAN RESOURCES	-	-	35,200	35,200	35,100
21340110-660215	CS: LABOR RELATIONS	-	-	2,400	2,400	2,100
21340110-660225	CS: EMERGENCY MGMT/SAFETY	-	-	3,100	3,100	3,800
21340110-660400	CS: EQUIPMENT REPLACEMENT	7,200	2,000	12,000	12,000	30,000
21340110-660500	CS: FLEXIBLE SPENDING ADMIN	141	318	400	400	-
21340110-660700	CS: INFORMATION TECHNOLOGY	14,700	21,221	16,000	16,000	18,000
21340110-660701	CS: PHONE SYSTEM REPLACE	-	-	200	200	200
21340110-660800	CS: IT EQUIPMENT REPLACEMENT	175,600	2,000	3,600	3,600	3,600



**CITY OF ALBANY, OREGON**

**BIENNIUM 2023-2025**

LINE ITEM SUMMARY

DEPARTMENT: PUBLIC WORKS

PROGRAM: 21340110 - PARATRANSIT SYSTEM

Account Number	Description	2018-19 Actual	2019-21 Actual	2021-23 Adopted	2021-23 Revised	2023-25 Adopted
21340110-662500	PW: ADMINISTRATION	20,443	61,022	76,700	76,700	105,500
21340110-665400	PHYSICAL EXAMS & MEDICALS	100	540	400	400	400
21340110-690000	RESERVE: OPERATING	-	-	76,100	76,100	75,700
21340110-700000	CAPITAL EQUIPMENT	-	137,786	-	-	-
<b>TOTAL REQUIREMENTS</b>		<b>\$ 633,136</b>	<b>\$ 1,483,147</b>	<b>\$ 1,751,500</b>	<b>\$ 1,751,500</b>	<b>\$ 2,151,200</b>
<b>RESOURCES LESS REQUIREMENTS</b>		<b>\$ (15,145)</b>	<b>\$ 136,055</b>	<b>\$ -</b>	<b>\$ -</b>	<b>\$ -</b>





**CITY OF ALBANY, OREGON**

**BIENNIUM 2023-2025**

LINE ITEM SUMMARY

DEPARTMENT: PUBLIC WORKS

PROGRAM: 21340111 - PARATRANSIT SYSTEM STIF

Account Number	Description	2018-19 Actual	2019-21 Actual	2021-23 Adopted	2021-23 Revised	2023-25 Adopted
<b>RESOURCES</b>						
21340111-428120	STIF - LINN COUNTY	\$ -	\$ -	\$ 115,500	\$ 115,500	\$ -
21340111-428125	STIF - BENTON COUNTY	-	-	-	-	14,000
<b>TOTAL RESOURCES</b>		<b>\$ -</b>	<b>\$ -</b>	<b>\$ 115,500</b>	<b>\$ 115,500</b>	<b>\$ 14,000</b>
<b>REQUIREMENTS</b>						
21340111-630511	CHARGES FOR SERVICE: PARATRAN	\$ -	\$ -	\$ 35,500	\$ 35,500	\$ 14,000
21340111-700000	CAPITAL EQUIPMENT	-	-	80,000	80,000	-
<b>TOTAL REQUIREMENTS</b>		<b>\$ -</b>	<b>\$ -</b>	<b>\$ 115,500</b>	<b>\$ 115,500</b>	<b>\$ 14,000</b>
<b>RESOURCES LESS REQUIREMENTS</b>		<b>\$ -</b>	<b>\$ -</b>	<b>\$ -</b>	<b>\$ -</b>	<b>\$ -</b>



**CITY OF ALBANY, OREGON**  
**BIENNIUM 2023-2025**

LINE ITEM SUMMARY  
 DEPARTMENT: PUBLIC WORKS  
 PROGRAM: 21340150 - ALBANY TRANSIT CAPITAL

Account Number	Description	2018-19 Actual	2019-21 Actual	2021-23 Adopted	2021-23 Revised	2023-25 Adopted
<b>RESOURCES</b>						
21340150-420044	FTA SECTION 5303 GRANT	\$ -	\$ -	\$ 118,200	\$ 118,200	\$ -
21340150-420045	FTA SECTION 5307	-	-	389,900	389,900	-
21340150-420046	FTA SECTION 5339	-	-	-	-	164,000
21340150-428130	STIF - DISCRETIONARY	-	-	-	-	152,000
21340150-490900	INTRAFUND TRANSFER IN	-	-	369,800	369,800	79,000
21340150-492500	FROM: STREET FUND	-	-	300,000	300,000	-
21340150-499050	BEGINNING BALANCE	-	-	75,000	75,000	600,000
<b>TOTAL RESOURCES</b>		<b>\$ -</b>	<b>\$ -</b>	<b>\$ 1,252,900</b>	<b>\$ 1,252,900</b>	<b>\$ 995,000</b>
<b>REQUIREMENTS</b>						
21340150-700000	CAPITAL EQUIPMENT	\$ -	\$ -	\$ 108,000	\$ 108,000	\$ -
21340150-700047	TRAIN STATION RESTROOM	-	246	-	-	395,000
21340150-830002	MS-22-01 ALBANY TRANSIT OP FAC	-	-	510,700	510,700	-
21340150-900040	RESERVE: BUS BARN	-	-	634,200	634,200	600,000
<b>TOTAL REQUIREMENTS</b>		<b>\$ -</b>	<b>\$ 246</b>	<b>\$ 1,252,900</b>	<b>\$ 1,252,900</b>	<b>\$ 995,000</b>
<b>RESOURCES LESS REQUIREMENTS</b>		<b>\$ -</b>	<b>\$ (246)</b>	<b>\$ -</b>	<b>\$ -</b>	<b>\$ -</b>



**CITY OF ALBANY, OREGON**

**BIENNIUM 2023-2025**

LINE ITEM SUMMARY

DEPARTMENT: PUBLIC WORKS

PROGRAM: 21346100 - ALBANY TRANSIT IT EQUIP

Account Number	Description	2018-19 Actual	2019-21 Actual	2021-23 Adopted	2021-23 Revised	2023-25 Adopted
<b>RESOURCES</b>						
21346100-439115	IT EQUIP REPLACEMENT CHARGES	\$ -	\$ 750	\$ 1,000	\$ 1,000	\$ 1,000
21346100-480100	INTEREST	-	21	-	-	-
21346100-492170	FROM: EQUIPMENT REPLACEMENT	-	2,769	-	-	-
21346100-499050	BEGINNING BALANCE	-	-	3,500	3,500	4,600
<b>TOTAL RESOURCES</b>		<b>\$ -</b>	<b>\$ 3,540</b>	<b>\$ 4,500</b>	<b>\$ 4,500</b>	<b>\$ 5,600</b>
<b>REQUIREMENTS</b>						
21346100-606002	MINOR IT EQ: DESKTOP	\$ -	\$ -	\$ 2,500	\$ 2,500	\$ 1,300
21346100-606003	MINOR IT EQ: LAPTOP	-	-	-	-	700
21346100-900140	RESERVE: IT EQUIPMENT REPLACE	-	-	2,000	2,000	3,600
<b>TOTAL REQUIREMENTS</b>		<b>\$ -</b>	<b>\$ -</b>	<b>\$ 4,500</b>	<b>\$ 4,500</b>	<b>\$ 5,600</b>
<b>RESOURCES LESS REQUIREMENTS</b>		<b>\$ -</b>	<b>\$ 3,540</b>	<b>\$ -</b>	<b>\$ -</b>	<b>-</b>



**CITY OF ALBANY, OREGON**

**BIENNIUM 2023-2025**

LINE ITEM SUMMARY

DEPARTMENT: PUBLIC WORKS

PROGRAM: 21346105 - LINN-BENTON LOOP IT EQUIP

Account Number	Description	2018-19 Actual	2019-21 Actual	2021-23 Adopted	2021-23 Revised	2023-25 Adopted
<b>RESOURCES</b>						
21346105-439115	IT EQUIP REPLACEMENT CHARGES	\$ -	\$ -	\$ 1,000	\$ 1,000	\$ 1,000
21346105-480100	INTEREST	-	14	-	-	-
21346105-492170	FROM: EQUIPMENT REPLACEMENT	-	2,063	-	-	-
21346105-499050	BEGINNING BALANCE	-	-	2,000	2,000	3,100
<b>TOTAL RESOURCES</b>		<b>\$ -</b>	<b>\$ 2,077</b>	<b>\$ 3,000</b>	<b>\$ 3,000</b>	<b>\$ 4,100</b>
<b>REQUIREMENTS</b>						
21346105-606002	MINOR IT EQ: DESKTOP	\$ -	\$ -	\$ 2,500	\$ 2,500	\$ 2,500
21346105-900140	RESERVE: IT EQUIPMENT REPLACE	-	-	500	500	1,600
<b>TOTAL REQUIREMENTS</b>		<b>\$ -</b>	<b>\$ -</b>	<b>\$ 3,000</b>	<b>\$ 3,000</b>	<b>\$ 4,100</b>
<b>RESOURCES LESS REQUIREMENTS</b>		<b>\$ -</b>	<b>\$ 2,077</b>	<b>\$ -</b>	<b>\$ -</b>	<b>\$ -</b>



**CITY OF ALBANY, OREGON**

**BIENNIUM 2023-2025**

LINE ITEM SUMMARY

DEPARTMENT: PUBLIC WORKS

PROGRAM: 21346110 - PARATRANSIT SYS IT EQUIP

Account Number	Description	2018-19 Actual	2019-21 Actual	2021-23 Adopted	2021-23 Revised	2023-25 Adopted
<b>RESOURCES</b>						
21346110-439115	IT EQUIP REPLACEMENT CHARGES	\$ -	\$ 500	\$ 3,600	\$ 3,600	\$ 3,600
21346110-480100	INTEREST	-	27	-	-	-
21346110-492170	FROM: EQUIPMENT REPLACEMENT	-	3,786	-	-	-
21346110-499050	BEGINNING BALANCE	-	-	4,300	4,300	7,900
<b>TOTAL RESOURCES</b>		<b>\$ -</b>	<b>\$ 4,313</b>	<b>\$ 7,900</b>	<b>\$ 7,900</b>	<b>\$ 11,500</b>
<b>REQUIREMENTS</b>						
21346110-606002	MINOR IT EQ: DESKTOP	\$ -	\$ -	\$ 2,500	\$ 2,500	\$ 2,500
21346110-900140	RESERVE: IT EQUIPMENT REPLACE	-	-	5,400	5,400	9,000
<b>TOTAL REQUIREMENTS</b>		<b>\$ -</b>	<b>\$ -</b>	<b>\$ 7,900</b>	<b>\$ 7,900</b>	<b>\$ 11,500</b>
<b>RESOURCES LESS REQUIREMENTS</b>		<b>\$ -</b>	<b>\$ 4,313</b>	<b>\$ -</b>	<b>\$ -</b>	<b>\$ -</b>



**CITY OF ALBANY, OREGON**

**BIENNIUM 2023-2025**

LINE ITEM SUMMARY

DEPARTMENT: PUBLIC WORKS

PROGRAM: 21347100 - ALBANY TRANSIT SYS EQUIP

Account Number	Description	2018-19 Actual	2019-21 Actual	2021-23 Adopted	2021-23 Revised	2023-25 Adopted
<b>RESOURCES</b>						
21347100-439110	EQUIPMENT REPLACEMENT CHARGES	\$ -	\$ 18,000	\$ 74,000	\$ 74,000	\$ 114,000
21347100-480100	INTEREST	-	4,334	2,300	2,300	2,200
21347100-492170	FROM: EQUIPMENT REPLACEMENT	-	211,363	-	-	-
21347100-499050	BEGINNING BALANCE	-	-	122,900	122,900	197,800
<b>TOTAL RESOURCES</b>		<b>\$ -</b>	<b>\$ 233,697</b>	<b>\$ 199,200</b>	<b>\$ 199,200</b>	<b>\$ 314,000</b>
<b>REQUIREMENTS</b>						
21347100-700000	CAPITAL EQUIPMENT	\$ -	\$ -	\$ -	\$ -	\$ 210,000
21347100-900135	RESERVE: EQUIPMENT REPLACEMENT	-	-	188,400	188,400	104,000
21347100-909000	INTRAFUND TRANSFER OUT	-	109,943	10,800	10,800	-
<b>TOTAL REQUIREMENTS</b>		<b>\$ -</b>	<b>\$ 109,943</b>	<b>\$ 199,200</b>	<b>\$ 199,200</b>	<b>\$ 314,000</b>
<b>RESOURCES LESS REQUIREMENTS</b>		<b>\$ -</b>	<b>\$ 123,754</b>	<b>\$ -</b>	<b>\$ -</b>	<b>\$ -</b>



**CITY OF ALBANY, OREGON**  
**BIENNIUM 2023-2025**

LINE ITEM SUMMARY  
 DEPARTMENT: PUBLIC WORKS  
 PROGRAM: 21347105 - LINN-BENTON LOOP EQUIP REP

Account Number	Description	2018-19 Actual	2019-21 Actual	2021-23 Adopted	2021-23 Revised	2023-25 Adopted
<b>RESOURCES</b>						
21347105-428120	STIF - LINN COUNTY	\$ -	\$ -	\$ -	\$ -	\$ 90,000
21347105-428125	STIF - BENTON COUNTY	-	-	-	-	90,000
21347105-428130	STIF - DISCRETIONARY	-	-	-	-	720,000
21347105-439110	EQUIPMENT REPLACEMENT CHARGES	-	3,000	54,000	54,000	90,000
21347105-480100	INTEREST	-	2,708	1,600	1,600	1,500
21347105-492170	FROM: EQUIPMENT REPLACEMENT	-	136,437	-	-	-
21347105-499050	BEGINNING BALANCE	-	-	80,600	80,600	135,100
<b>TOTAL RESOURCES</b>		<b>\$ -</b>	<b>\$ 142,145</b>	<b>\$ 136,200</b>	<b>\$ 136,200</b>	<b>\$ 1,126,600</b>
<b>REQUIREMENTS</b>						
21347105-700000	CAPITAL EQUIPMENT	\$ -	\$ -	\$ -	\$ -	\$ 1,110,000
21347105-900135	RESERVE: EQUIPMENT REPLACEMENT	-	-	125,400	125,400	16,600
21347105-909000	INTRAFUND TRANSFER OUT	-	61,062	10,800	10,800	-
<b>TOTAL REQUIREMENTS</b>		<b>\$ -</b>	<b>\$ 61,062</b>	<b>\$ 136,200</b>	<b>\$ 136,200</b>	<b>\$ 1,126,600</b>
<b>RESOURCES LESS REQUIREMENTS</b>		<b>\$ -</b>	<b>\$ 81,083</b>	<b>\$ -</b>	<b>\$ -</b>	<b>-</b>



**CITY OF ALBANY, OREGON**  
**BIENNIUM 2023-2025**

LINE ITEM SUMMARY  
 DEPARTMENT: PUBLIC WORKS  
 PROGRAM: 21347110 - PARATRANSIT SYSTEM EQUIP

Account Number	Description	2018-19 Actual	2019-21 Actual	2021-23 Adopted	2021-23 Revised	2023-25 Adopted
<b>RESOURCES</b>						
21347110-420047	FTA SECTION 5307 - CAPITAL	\$ -	\$ -	\$ -	\$ -	\$ 64,000
21347110-428120	STIF - LINN COUNTY	-	-	-	-	32,000
21347110-428130	STIF - DISCRETIONARY	-	-	-	-	64,000
21347110-439110	EQUIPMENT REPLACEMENT CHARGES	-	1,000	12,000	12,000	30,000
21347110-469015	MISCELLANEOUS REVENUE	-	15,229	-	-	-
21347110-480100	INTEREST	-	1,512	600	600	800
21347110-492170	FROM: EQUIPMENT REPLACEMENT	-	83,248	-	-	-
21347110-499050	BEGINNING BALANCE	-	-	63,200	63,200	69,500
<b>TOTAL RESOURCES</b>		<b>\$ -</b>	<b>\$ 100,989</b>	<b>\$ 75,800</b>	<b>\$ 75,800</b>	<b>\$ 260,300</b>
<b>REQUIREMENTS</b>						
21347110-700000	CAPITAL EQUIPMENT	\$ -	\$ -	\$ -	\$ -	\$ 208,000
21347110-900135	RESERVE: EQUIPMENT REPLACEMENT	-	-	75,800	75,800	52,300
21347110-911007	TO: PARATRANSIT SYSTEM	-	27,510	-	-	-
<b>TOTAL REQUIREMENTS</b>		<b>\$ -</b>	<b>\$ 27,510</b>	<b>\$ 75,800</b>	<b>\$ 75,800</b>	<b>\$ 260,300</b>
<b>RESOURCES LESS REQUIREMENTS</b>		<b>\$ -</b>	<b>\$ 73,479</b>	<b>\$ -</b>	<b>\$ -</b>	<b>\$ -</b>





# Public Safety Levy Fund

---

The Public Safety Levy Fund is used to account for property tax revenues collected from the local option levy passed by voters of the City of Albany in the May 2020 election. Proceeds from the tax levy are transferred to the General Fund in direct support of police and fire activities.

## Resources

Revenues are from the collection of property tax revenues. The current rate is \$1.15 per \$1,000 of assessed value for a period of five years.

Additional revenue comes from investment interest.

## Requirements

Requirements are the transfers out to the General Fund.

## Opportunities/Challenges

Property tax compression, the result of Measure 5 limits, first affects a taxing district's local option levy. Although compression has decreased by approximately 56 percent since FY 2015, it has increased seven percent over the prior year.



**CITY OF ALBANY, OREGON**  
**BIENNIUM 2023-2025**

FUND SUMMARY

FUND: PUBLIC SAFETY LEVY

Description	2018-19 Actual	2019-21 Actual	2021-23 Adopted	2021-23 Revised	2023-25 Proposed	2023-25 Approved	2023-25 Adopted
<b>RESOURCES</b>							
BEGINNING BALANCE	\$ 713,588	\$ 2,407,399	\$ 500,000	\$ 500,000	\$ 150,000	\$ 150,000	\$ 150,000
PROPERTY TAXES	4,240,864	9,082,450	9,617,400	9,617,400	10,300,000	10,300,000	10,300,000
INVESTMENT EARNINGS	49,282	104,104	20,000	20,000	30,000	30,000	30,000
<b>TOTAL RESOURCES</b>	<b>\$ 5,003,734</b>	<b>\$ 11,593,953</b>	<b>\$ 10,137,400</b>	<b>\$ 10,137,400</b>	<b>\$ 10,480,000</b>	<b>\$ 10,480,000</b>	<b>\$ 10,480,000</b>
<b>REQUIREMENTS</b>							
TRANSFERS OUT	\$ 3,474,525	\$ 10,213,044	\$ 10,137,400	\$ 10,137,400	\$ 10,277,600	\$ 10,277,600	\$ 10,277,600
CONTINGENCIES	-	-	-	-	202,400	202,400	202,400
	<b>\$ 3,474,525</b>	<b>\$ 10,213,044</b>	<b>\$ 10,137,400</b>	<b>\$ 10,137,400</b>	<b>\$ 10,480,000</b>	<b>\$ 10,480,000</b>	<b>\$ 10,480,000</b>
<b>RESOURCES LESS REQUIREMENTS</b>	<b>\$ 1,529,209</b>	<b>\$ 1,380,909</b>	<b>\$ -</b>	<b>\$ -</b>	<b>\$ -</b>	<b>\$ -</b>	<b>\$ -</b>



**CITY OF ALBANY, OREGON**

**BIENNIUM 2023-2025**

LINE ITEM SUMMARY

DEPARTMENT: FINANCE

PROGRAM: 21510010 - PUBLIC SAFETY LEVY

Account Number	Description	2018-19 Actual	2019-21 Actual	2021-23 Adopted	2021-23 Revised	2023-25 Adopted
<b>RESOURCES</b>						
21510010-400500	PROPERTY TAXES - CURRENT	\$ 4,126,553	\$ 8,931,916	\$ 9,531,700	\$ 9,531,700	\$ 10,300,000
21510010-400510	PROPERTY TAXES - DELINQUENT	114,311	150,534	85,700	85,700	-
21510010-480100	INTEREST	49,282	104,104	20,000	20,000	30,000
21510010-499050	BEGINNING BALANCE	713,588	1,529,210	500,000	500,000	150,000
<b>TOTAL RESOURCES</b>		<b>\$ 5,003,734</b>	<b>\$ 10,715,764</b>	<b>\$ 10,137,400</b>	<b>\$ 10,137,400</b>	<b>\$ 10,480,000</b>
<b>REQUIREMENTS</b>						
21510010-911000	TO: GENERAL FUND	\$ 1,015,117	\$ 3,318,049	\$ -	\$ -	\$ -
21510010-911004	TO: GENERAL FUND - FIRE	1,189,256	2,904,540	4,818,700	4,818,700	5,138,800
21510010-911005	TO: GENERAL FUND - POLICE	1,270,152	3,490,455	4,818,700	4,818,700	5,138,800
21510010-912170	TO: CAPITAL REPLACEMENT	-	500,000	-	-	-
21510010-919000	RESERVE: TRANSFER	-	-	500,000	500,000	-
21510010-990000	CONTINGENCIES	-	-	-	-	202,400
<b>TOTAL REQUIREMENTS</b>		<b>\$ 3,474,525</b>	<b>\$ 10,213,044</b>	<b>\$ 10,137,400</b>	<b>\$ 10,137,400</b>	<b>\$ 10,480,000</b>
<b>RESOURCES LESS REQUIREMENTS</b>		<b>\$ 1,529,209</b>	<b>\$ 502,720</b>	<b>\$ -</b>	<b>\$ -</b>	<b>\$ -</b>



# Capital Replacement

---

Departments are provided individual programs in the Capital Replacement Fund to manage replacement of equipment through operating contributions. By making biennium contributions based on the estimated remaining useful life and cost to replace current equipment, departments can prepare for future equipment purchases while smoothing the impact on operating budgets.

## Resources

Revenues predominantly consist of contributions from operating programs in the form of charges for service. When the opportunity presents itself, other nonrecurring contributions are made to fund current and future obligations. Departments are responsible for managing and maintaining sufficient funding levels.

## Requirements

Expenses consist of larger, nonrecurring purchases that a typical operating budget cannot otherwise support. Expenditures are typically in the form of capital and minor equipment purchases.

## Opportunities/Challenges

In the past the City's finance department has served as a gatekeeper of the equipment replacement and information technology equipment replacement programs. Due to financial system efficiencies, a newer, decentralized program approach has been implemented to empower departments to actively manage their own equipment replacement balances in congruence with their known liabilities.

Through the budget process, departments were asked to identify all existing liabilities and make necessary contributions to fund current and future liabilities. As operating expenditures outpace operating revenues, operating budgets become tighter and allot for fewer equipment replacement contributions. A small minority of programs within the Capital Replacement Fund are not currently solvent with the planned resources in this biennium compared to known liabilities. Contrary to the City's preference, more equipment replacement programs will follow in future biennia and struggle to keep up with the rise in demand. As the trend of rising operating expenditures continues, the activity will lessen in this fund's programs and the larger impact will be felt in coinciding operating programs in other funds.



**CITY OF ALBANY, OREGON**  
**BIENNIUM 2023-2025**

FUND SUMMARY

FUND: CAPITAL REPLACEMENT

Description	2018-19 Actual	2019-21 Actual	2021-23 Adopted	2021-23 Revised	2023-25 Proposed	2023-25 Approved	2023-25 Adopted
<b>RESOURCES</b>							
BEGINNING BALANCE	\$ 6,719,034	\$ 7,006,212	\$ 4,616,300	\$ 4,616,300	\$ 4,192,000	\$ 4,192,000	\$ 4,192,000
CHARGES FOR SERVICES	1,143,100	2,447,913	1,122,200	1,122,200	1,049,200	1,049,200	1,049,200
OTHER RESOURCES	419,685	403,255	31,000	31,000	17,000	17,000	17,000
INVESTMENT EARNINGS	224,731	175,289	39,800	39,800	38,400	38,400	38,400
TRANSFERS IN	98,757	440,928	630,300	630,300	530,400	530,400	530,400
INTRAFUND TRANSFERS	-	1,228,084	-	-	-	-	-
ENDING BALANCE	-	-	293,400	293,400	138,000	138,000	138,000
<b>TOTAL RESOURCES</b>	<b>\$ 8,621,651</b>	<b>\$ 11,701,681</b>	<b>\$ 6,733,000</b>	<b>\$ 6,733,000</b>	<b>\$ 5,965,000</b>	<b>\$ 5,965,000</b>	<b>\$ 5,965,000</b>
<b>REQUIREMENTS</b>							
EQUIPMENT REPLACEMENT	\$ 918,374	\$ 65,512	\$ -	\$ -	\$ -	\$ -	\$ -
GF FACILITIES MAINTENANCE PROJ	76,499	-	-	-	-	-	-
MUNICIPAL COURT IT EQUIP	-	-	72,500	72,500	111,000	111,000	111,000
FINANCE EQUIP REPLACE	-	-	1,083,900	1,083,900	938,600	938,600	938,600
EMPLOYEE CITY PARKING RENT	-	-	228,200	228,200	262,100	262,100	262,100
IT EQUIPMENT REPLACEMENT	332,706	362,494	-	-	-	-	-
IT PHONE EQUIP REPLACE	-	17,894	336,500	336,500	312,600	312,600	312,600
PLANNING IT EQUIP REPLACE	-	-	24,900	24,900	125,400	125,400	125,400
POLICE IT EQUIP REPLACE	-	18,355	417,000	417,000	244,500	244,500	244,500
POLICE BODYCAM SYSTEM	-	-	60,000	60,000	55,200	55,200	55,200
POLICE EQUIP REPLACE	-	540,286	1,155,200	1,155,200	560,000	560,000	560,000
POLICE LEVY EQUIP REPLACE	-	43,939	-	-	219,800	219,800	219,800
FIRE & LIFE SAFETY IT EQ	-	-	8,100	8,100	-	-	-
FIRE EMERGENCY SVC IT EQ	-	8,240	86,500	86,500	42,600	42,600	42,600
FIRE EMERGENCY SVC EQUIP	-	1,504,517	1,543,300	1,543,300	755,400	755,400	755,400
FIRE BUILD MAINT EQUIP REP	-	8,979	50,000	50,000	35,000	35,000	35,000
PW FACILITIES REPLACEMENT	287,863	-	795,200	795,200	1,208,000	1,208,000	1,208,000
PARKS & REC ADMIN IT EQUIP	-	-	58,000	58,000	72,600	72,600	72,600
PARKS & REC ADMIN EQUIP	-	-	34,800	34,800	135,000	135,000	135,000
ADULT REC EQUIP REPLACE	-	-	43,300	43,300	83,900	83,900	83,900
AQUATIC SERVICES EQUIP	-	-	114,900	114,900	106,100	106,100	106,100
PARK MAINT EQUIP REPLACE	-	96,202	391,300	391,300	353,500	353,500	353,500
FACILITIES MAINT EQUIP REP	-	-	125,500	125,500	159,500	159,500	159,500
LIBRARY IT EQUIP REPLACE	-	-	87,600	87,600	84,000	84,000	84,000
LIBRARY EQUIP REPLACE	-	-	16,300	16,300	100,200	100,200	100,200
INTRAFUND TRANSFERS	-	1,228,084	-	-	-	-	-
TRANSFERS OUT	-	3,591,287	-	-	-	-	-
	<b>\$ 1,615,442</b>	<b>\$ 7,485,789</b>	<b>\$ 6,733,000</b>	<b>\$ 6,733,000</b>	<b>\$ 5,965,000</b>	<b>\$ 5,965,000</b>	<b>\$ 5,965,000</b>
<b>RESOURCES LESS REQUIREMENTS</b>	<b>\$ 7,006,209</b>	<b>\$ 4,215,892</b>	<b>\$ -</b>	<b>\$ -</b>	<b>\$ -</b>	<b>\$ -</b>	<b>\$ -</b>



**CITY OF ALBANY, OREGON**  
**BIENNIUM 2023-2025**

LINE ITEM SUMMARY

DEPARTMENT: FINANCE

PROGRAM: 21710015 - EQUIPMENT REPLACEMENT

Account Number	Description	2018-19 Actual	2019-21 Actual	2021-23 Adopted	2021-23 Revised	2023-25 Adopted
<b>RESOURCES</b>						
21710015-439100	PHONE SYSTEM CHARGES	\$ 75,000	\$ -	\$ -	\$ -	\$ -
21710015-439110	EQUIPMENT REPLACEMENT CHARGES	395,700	1,142,300	-	-	-
21710015-469015	MISCELLANEOUS REVENUE	401,874	4,305	-	-	-
21710015-480100	INTEREST	182,705	14,516	-	-	-
21710015-499050	BEGINNING BALANCE	5,120,621	1,365,334	-	-	-
<b>TOTAL RESOURCES</b>		<b>\$ 6,175,900</b>	<b>\$ 2,526,455</b>	<b>\$ -</b>	<b>\$ -</b>	<b>\$ -</b>
<b>REQUIREMENTS</b>						
21710015-602200	VEHICLE RENTAL PAYMENTS	\$ 64,154	\$ -	\$ -	\$ -	\$ -
21710015-602205	VEHICLE LEASE PAYMENTS	175,158	-	-	-	-
21710015-610430	MINOR EQUIPMENT	69,841	27,355	-	-	-
21710015-700000	CAPITAL EQUIPMENT	609,221	62,777	-	-	-
<b>TOTAL REQUIREMENTS</b>		<b>\$ 918,374</b>	<b>\$ 90,132</b>	<b>\$ -</b>	<b>\$ -</b>	<b>\$ -</b>
<b>RESOURCES LESS REQUIREMENTS</b>		<b>\$ 5,257,526</b>	<b>\$ 2,436,323</b>	<b>\$ -</b>	<b>\$ -</b>	<b>\$ -</b>



# CITY OF ALBANY, OREGON

BIENNIUM 2023-2025

LINE ITEM SUMMARY

DEPARTMENT: FINANCE

PROGRAM: 21710070 - GF FACILITIES MAINTENANCE PROJ

Account Number	Description	2018-19 Actual	2019-21 Actual	2021-23 Adopted	2021-23 Revised	2023-25 Adopted
<b>RESOURCES</b>						
21710070-424000	ENERGY TRUST OF OREGON	\$ 13,802	\$ -	\$ -	\$ -	\$ -
21710070-428305	OREGON COMMUNITY FOUNDATION	2,542	-	-	-	-
21710070-480100	INTEREST	1,901	-	-	-	-
21710070-491000	FROM: GENERAL FUND	60,000	-	-	-	-
21710070-492112	FROM: TRANSIENT LODGING TAX	6,600	-	-	-	-
21710070-492170	FROM: EQUIPMENT REPLACEMENT	32,157	-	-	-	-
21710070-499050	BEGINNING BALANCE	3,326	(12,541)	-	-	-
21710070-499105	BEGINNING BAL: ENERGY TRUST	39,204	37,362	-	-	-
21710070-499115	BEGINNING BAL: MONTEITH HOUSE	27,375	24,539	-	-	-
21710070-499120	BEGINNING BAL: CITY HALL HVAC	12,559	73,572	-	-	-
21710070-499130	BEGINNING BAL: LIBRARY RESERVE	2,572	2,608	-	-	-
<b>TOTAL RESOURCES</b>		<b>\$ 202,038</b>	<b>\$ 125,540</b>	<b>\$ -</b>	<b>\$ -</b>	<b>\$ -</b>
<b>REQUIREMENTS</b>						
21710070-610430	MINOR EQUIPMENT	\$ 8,650	\$ -	\$ -	\$ -	\$ -
21710070-613610	ENERGY TRUST PROJECTS	1,159	-	-	-	-
21710070-651200	CH CARPET REPLACEMENT	23,507	-	-	-	-
21710070-652300	PROPERTY MANAGEMENT	1,317	-	-	-	-
21710070-655600	MONTEITH HOUSE	12,316	-	-	-	-
21710070-700035	CITY HALL CAPITAL PROJECTS	29,550	-	-	-	-
21710070-917010	TO: CENTRAL SERVICES FUND	-	125,541	-	-	-
<b>TOTAL REQUIREMENTS</b>		<b>\$ 76,499</b>	<b>\$ 125,541</b>	<b>\$ -</b>	<b>\$ -</b>	<b>\$ -</b>
<b>RESOURCES LESS REQUIREMENTS</b>		<b>\$ 125,539</b>	<b>\$ (1)</b>	<b>\$ -</b>	<b>\$ -</b>	<b>\$ -</b>



**CITY OF ALBANY, OREGON**  
**BIENNIUM 2023-2025**

LINE ITEM SUMMARY

DEPARTMENT: FINANCE

PROGRAM: 21710640 - MUNICIPAL COURT IT EQUIP

Account Number	Description	2018-19 Actual	2019-21 Actual	2021-23 Adopted	2021-23 Revised	2023-25 Adopted
<b>RESOURCES</b>						
21710640-439115	IT EQUIP REPLACEMENT CHARGES	\$ -	\$ -	\$ 35,400	\$ 35,400	\$ 40,000
21710640-480100	INTEREST	-	246	600	600	-
21710640-490900	INTRAFUND TRANSFER IN	-	36,492	-	-	-
21710640-499050	BEGINNING BALANCE	-	-	36,500	36,500	71,000
<b>TOTAL RESOURCES</b>		<b>\$ -</b>	<b>\$ 36,738</b>	<b>\$ 72,500</b>	<b>\$ 72,500</b>	<b>\$ 111,000</b>
<b>REQUIREMENTS</b>						
21710640-900140	RESERVE: IT EQUIPMENT REPLACE	\$ -	\$ -	\$ 72,500	\$ 72,500	\$ 111,000
<b>TOTAL REQUIREMENTS</b>		<b>\$ -</b>	<b>\$ -</b>	<b>\$ 72,500</b>	<b>\$ 72,500</b>	<b>\$ 111,000</b>
<b>RESOURCES LESS REQUIREMENTS</b>		<b>\$ -</b>	<b>\$ 36,738</b>	<b>\$ -</b>	<b>\$ -</b>	<b>\$ -</b>





**CITY OF ALBANY, OREGON**

**BIENNIUM 2023-2025**

LINE ITEM SUMMARY

DEPARTMENT: FINANCE

PROGRAM: 21710700 - FINANCE EQUIP REPLACE

Account Number	Description	2018-19 Actual	2019-21 Actual	2021-23 Adopted	2021-23 Revised	2023-25 Adopted
<b>RESOURCES</b>						
21710700-469015	MISCELLANEOUS REVENUE	-	500	-	-	-
21710700-480100	INTEREST	-	31,971	10,800	10,800	9,000
21710700-499050	BEGINNING BALANCE	-	1,048,758	1,073,100	1,073,100	929,600
<b>TOTAL RESOURCES</b>		\$ -	\$ 1,081,229	\$ 1,083,900	\$ 1,083,900	\$ 938,600
<b>REQUIREMENTS</b>						
21710700-900135	RESERVE: EQUIPMENT REPLACEMENT	-	-	1,083,900	1,083,900	938,600
21710700-914020	TO: CAPITAL PROJECTS FUND	-	159,287	-	-	-
<b>TOTAL REQUIREMENTS</b>		\$ -	\$ 159,287	\$ 1,083,900	\$ 1,083,900	\$ 938,600
<b>RESOURCES LESS REQUIREMENTS</b>		\$ -	\$ 921,942	\$ -	\$ -	\$ -



**CITY OF ALBANY, OREGON**

**BIENNIUM 2023-2025**

LINE ITEM SUMMARY

DEPARTMENT: FINANCE

PROGRAM: 21710790 - EMPLOYEE CITY PARKING RENT

Account Number	Description	2018-19 Actual	2019-21 Actual	2021-23 Adopted	2021-23 Revised	2023-25 Adopted
<b>RESOURCES</b>						
21710790-469015	MISCELLANEOUS REVENUE	\$ -	\$ 19,826	\$ 17,000	\$ 17,000	\$ 17,000
21710790-480100	INTEREST	-	6,109	2,200	2,200	2,200
21710790-480900	INTEREST: FAIR MARKET VALUE	-	13,391	-	-	-
21710790-499000	BEGINNING BAL: PRIOR PER ADJ	-	-	-	-	242,900
21710790-499050	BEGINNING BALANCE	-	186,979	209,000	209,000	-
<b>TOTAL RESOURCES</b>		<b>\$ -</b>	<b>\$ 226,305</b>	<b>\$ 228,200</b>	<b>\$ 228,200</b>	<b>\$ 262,100</b>
<b>REQUIREMENTS</b>						
21710790-900135	RESERVE: EQUIPMENT REPLACEMENT	\$ -	\$ -	\$ 228,200	\$ 228,200	\$ 262,100
<b>TOTAL REQUIREMENTS</b>		<b>\$ -</b>	<b>\$ -</b>	<b>\$ 228,200</b>	<b>\$ 228,200</b>	<b>\$ 262,100</b>
<b>RESOURCES LESS REQUIREMENTS</b>		<b>\$ -</b>	<b>\$ 226,305</b>	<b>\$ -</b>	<b>\$ -</b>	<b>\$ -</b>



**CITY OF ALBANY, OREGON**  
**BIENNIUM 2023-2025**

LINE ITEM SUMMARY  
 DEPARTMENT: INFORMATION TECHNOLOGY  
 PROGRAM: 21713005 - IT EQUIPMENT REPLACEMENT

Account Number	Description	2018-19 Actual	2019-21 Actual	2021-23 Adopted	2021-23 Revised	2023-25 Adopted
<b>RESOURCES</b>						
21713005-439110	EQUIPMENT REPLACEMENT CHARGES	\$ 169,850	\$ -	\$ -	\$ -	\$ -
21713005-480100	INTEREST	9,483	-	-	-	-
21713005-490900	INTRAFUND TRANSFER IN	490,759	-	-	-	-
21713005-496250	FROM: STORM WATER FUND	59	-	-	-	-
21713005-497010	FROM: CENTRAL SERVICES FUND	132,000	-	-	-	-
21713005-499050	BEGINNING BALANCE	1,290,260	-	-	-	-
<b>TOTAL RESOURCES</b>		<b>\$ 2,092,411</b>	<b>\$ -</b>	<b>\$ -</b>	<b>\$ -</b>	<b>\$ -</b>
<b>REQUIREMENTS</b>						
21713005-610430	MINOR EQUIPMENT	\$ 35,618	\$ -	\$ -	\$ -	\$ -
21713005-909000	INTRAFUND TRANSFER OUT	368,011	-	-	-	-
21713005-912040	TO: BUILDING INSPECTION FUND	27,488	-	-	-	-
21713005-912110	TO: ECONOMIC DEVELOPMENT FUND	191	-	-	-	-
21713005-912130	TO: ALBANY TRANSIT SYSTEM	8,618	-	-	-	-
21713005-912500	TO: STREETS FUND	10,277	-	-	-	-
21713005-914020	TO: CAPITAL PROJECTS FUND	127,000	-	-	-	-
21713005-916010	TO: SEWER FUND	223,438	-	-	-	-
21713005-916150	TO: WATER FUND	382,707	-	-	-	-
21713005-917010	TO: CENTRAL SERVICES FUND	412,101	-	-	-	-
21713005-917050	TO: PUBLIC WORKS CENTRAL SERV	494,828	-	-	-	-
<b>TOTAL REQUIREMENTS</b>		<b>\$ 2,090,277</b>	<b>\$ -</b>	<b>\$ -</b>	<b>\$ -</b>	<b>\$ -</b>
<b>RESOURCES LESS REQUIREMENTS</b>		<b>\$ 2,134</b>	<b>\$ -</b>	<b>\$ -</b>	<b>\$ -</b>	<b>\$ -</b>



**CITY OF ALBANY, OREGON**

**BIENNIUM 2023-2025**

LINE ITEM SUMMARY

DEPARTMENT: INFORMATION TECHNOLOGY

PROGRAM: 21713700 - IT PHONE EQUIP REPLACE

Account Number	Description	2018-19 Actual	2019-21 Actual	2021-23 Adopted	2021-23 Revised	2023-25 Adopted
<b>RESOURCES</b>						
21713700-439100	PHONE SYSTEM CHARGES	\$ -	\$ 75,000	\$ 11,000	\$ 11,000	\$ 11,000
21713700-469015	MISCELLANEOUS REVENUE	-	4,672	-	-	-
21713700-480100	INTEREST	-	9,463	2,800	2,800	1,600
21713700-499050	BEGINNING BALANCE	-	241,585	322,700	322,700	300,000
<b>TOTAL RESOURCES</b>		<b>\$ -</b>	<b>\$ 330,720</b>	<b>\$ 336,500</b>	<b>\$ 336,500</b>	<b>\$ 312,600</b>
<b>REQUIREMENTS</b>						
21713700-610430	MINOR EQUIPMENT	\$ -	\$ (17,894)	\$ -	\$ -	\$ -
21713700-900135	RESERVE: EQUIPMENT REPLACEMENT	-	-	336,500	336,500	312,600
21713700-909000	INTRAFUND TRANSFER OUT	-	2,563	-	-	-
<b>TOTAL REQUIREMENTS</b>		<b>\$ -</b>	<b>\$ (15,331)</b>	<b>\$ 336,500</b>	<b>\$ 336,500</b>	<b>\$ 312,600</b>
<b>RESOURCES LESS REQUIREMENTS</b>		<b>\$ -</b>	<b>\$ 346,051</b>	<b>\$ -</b>	<b>\$ -</b>	<b>\$ -</b>



**CITY OF ALBANY, OREGON**

**BIENNIUM 2023-2025**

LINE ITEM SUMMARY

DEPARTMENT: **COMMUNITY DEVELOPMENT**

PROGRAM: **21715601 - PLANNING IT EQUIP REPLACE**

Account Number	Description	2018-19 Actual	2019-21 Actual	2021-23 Adopted	2021-23 Revised	2023-25 Adopted
<b>RESOURCES</b>						
21715601-439115	IT EQUIP REPLACEMENT CHARGES	\$ -	\$ 99,047	\$ 3,000	\$ 3,000	\$ 3,000
21715601-480100	INTEREST	-	139	200	200	1,000
21715601-490900	INTRAFUND TRANSFER IN	-	20,210	-	-	-
21715601-499050	BEGINNING BALANCE	-	-	21,700	21,700	121,400
<b>TOTAL RESOURCES</b>		<b>\$ -</b>	<b>\$ 119,396</b>	<b>\$ 24,900</b>	<b>\$ 24,900</b>	<b>\$ 125,400</b>
<b>REQUIREMENTS</b>						
21715601-606002	MINOR IT EQ: DESKTOP	\$ -	\$ -	\$ 1,500	\$ 1,500	\$ -
21715601-900140	RESERVE: IT EQUIPMENT REPLACE	-	-	23,400	23,400	125,400
<b>TOTAL REQUIREMENTS</b>		<b>\$ -</b>	<b>\$ -</b>	<b>\$ 24,900</b>	<b>\$ 24,900</b>	<b>\$ 125,400</b>
<b>RESOURCES LESS REQUIREMENTS</b>		<b>\$ -</b>	<b>\$ 119,396</b>	<b>\$ -</b>	<b>\$ -</b>	<b>\$ -</b>



**CITY OF ALBANY, OREGON**

**BIENNIUM 2023-2025**

LINE ITEM SUMMARY

DEPARTMENT: POLICE

PROGRAM: 21720601 - POLICE IT EQUIP REPLACE

Account Number	Description	2018-19 Actual	2019-21 Actual	2021-23 Adopted	2021-23 Revised	2023-25 Adopted
<b>RESOURCES</b>						
21720601-439115	IT EQUIP REPLACEMENT CHARGES	\$ -	\$ 147,433	\$ 21,500	\$ 21,500	\$ -
21720601-469015	MISCELLANEOUS REVENUE	-	1,650	-	-	-
21720601-480100	INTEREST	-	2,086	-	-	500
21720601-490900	INTRAFUND TRANSFER IN	-	160,768	-	-	-
21720601-492150	FROM: PUBLIC SAFETY LEVY FUND	-	200,000	-	-	-
21720601-499050	BEGINNING BALANCE	-	-	395,500	395,500	244,000
<b>TOTAL RESOURCES</b>		<b>\$ -</b>	<b>\$ 511,937</b>	<b>\$ 417,000</b>	<b>\$ 417,000</b>	<b>\$ 244,500</b>
<b>REQUIREMENTS</b>						
21720601-606000	MINOR IT EQUIPMENT	\$ -	\$ -	\$ -	\$ -	\$ 25,500
21720601-606001	MINOR IT EQ: PRINTER/SCAN/PLOT	-	-	-	-	2,000
21720601-606002	MINOR IT EQ: DESKTOP	-	2,646	35,500	35,500	10,000
21720601-606003	MINOR IT EQ: LAPTOP	-	-	5,000	5,000	10,000
21720601-606004	MINOR IT EQ: MOBILE DEVICE	-	9,243	-	-	10,000
21720601-606013	MINOR IT EQ: CASHIER HARDWARE	-	-	-	-	5,000
21720601-706000	CAPITAL IT EQUIPMENT	-	6,466	-	-	62,000
21720601-706291	CAPITAL IT: RADIO - BASE	-	-	220,000	220,000	25,000
21720601-706292	CAPITAL IT: RADIO - MOBILE	-	-	-	-	45,000
21720601-706293	CAPITAL IT: RADIO - PACKSET	-	-	-	-	50,000
21720601-900140	RESERVE: IT EQUIPMENT REPLACE	-	-	156,500	156,500	-
<b>TOTAL REQUIREMENTS</b>		<b>\$ -</b>	<b>\$ 18,355</b>	<b>\$ 417,000</b>	<b>\$ 417,000</b>	<b>\$ 244,500</b>
<b>RESOURCES LESS REQUIREMENTS</b>		<b>\$ -</b>	<b>\$ 493,582</b>	<b>\$ -</b>	<b>\$ -</b>	<b>\$ -</b>



**CITY OF ALBANY, OREGON**

**BIENNIUM 2023-2025**

LINE ITEM SUMMARY

DEPARTMENT: POLICE

PROGRAM: 21720620 - POLICE CAD/RMS REPLACE

Account Number	Description	2018-19 Actual	2019-21 Actual	2021-23 Adopted	2021-23 Revised	2023-25 Adopted
<b>RESOURCES</b>						
21720620-439115	IT EQUIP REPLACEMENT CHARGES	\$ -	\$ 16,650	\$ 103,400	\$ 103,400	\$ 103,400
21720620-480100	INTEREST	-	(1,957)	-	-	-
21720620-499999	BEGINNING BALANCE: NEGATIVE	-	-	179,800	179,800	86,600
<b>TOTAL RESOURCES</b>		<b>\$ -</b>	<b>\$ 14,693</b>	<b>\$ 283,200</b>	<b>\$ 283,200</b>	<b>\$ 190,000</b>
<b>REQUIREMENTS</b>						
21720620-909000	INTRAFUND TRANSFER OUT	\$ -	\$ 297,532	\$ -	\$ -	\$ -
21720620-999050	BEGINNING BALANCE: NEGATIVE	-	-	283,200	283,200	190,000
<b>TOTAL REQUIREMENTS</b>		<b>\$ -</b>	<b>\$ 297,532</b>	<b>\$ 283,200</b>	<b>\$ 283,200</b>	<b>\$ 190,000</b>
<b>RESOURCES LESS REQUIREMENTS</b>		<b>\$ -</b>	<b>\$ (282,839)</b>	<b>\$ -</b>	<b>\$ -</b>	<b>\$ -</b>



**CITY OF ALBANY, OREGON**

**BIENNIUM 2023-2025**

LINE ITEM SUMMARY

DEPARTMENT: POLICE

PROGRAM: 21720621 - POLICE BODYCAM SYSTEM

Account Number	Description	2018-19 Actual	2019-21 Actual	2021-23 Adopted	2021-23 Revised	2023-25 Adopted
<b>RESOURCES</b>						
21720621-439115	IT EQUIP REPLACEMENT CHARGES	\$ -	\$ -	\$ 60,000	\$ 60,000	\$ -
21720621-480100	INTEREST	-	-	-	-	200
21720621-499050	BEGINNING BALANCE	-	-	-	-	55,000
<b>TOTAL RESOURCES</b>		<b>\$ -</b>	<b>\$ -</b>	<b>\$ 60,000</b>	<b>\$ 60,000</b>	<b>\$ 55,200</b>
<b>REQUIREMENTS</b>						
21720621-706203	CAPITAL IT: BODYCAM HARDWARE	\$ -	\$ -	\$ -	\$ -	\$ 55,200
21720621-900140	RESERVE: IT EQUIPMENT REPLACE	-	-	60,000	60,000	-
<b>TOTAL REQUIREMENTS</b>		<b>\$ -</b>	<b>\$ -</b>	<b>\$ 60,000</b>	<b>\$ 60,000</b>	<b>\$ 55,200</b>
<b>RESOURCES LESS REQUIREMENTS</b>		<b>\$ -</b>	<b>\$ -</b>	<b>\$ -</b>	<b>\$ -</b>	<b>\$ -</b>





**CITY OF ALBANY, OREGON**

**BIENNIUM 2023-2025**

LINE ITEM SUMMARY

DEPARTMENT: POLICE

PROGRAM: 21720701 - POLICE EQUIP REPLACE

Account Number	Description	2018-19 Actual	2019-21 Actual	2021-23 Adopted	2021-23 Revised	2023-25 Adopted
<b>RESOURCES</b>						
21720701-439110	EQUIPMENT REPLACEMENT CHARGES	\$ -	\$ 547,033	\$ 433,500	\$ 433,500	\$ -
21720701-469015	MISCELLANEOUS REVENUE	-	12,207	-	-	-
21720701-469105	SALE OF CAPITAL ASSET	-	20,603	-	-	-
21720701-480100	INTEREST	-	17,816	-	-	-
21720701-490900	INTRAFUND TRANSFER IN	-	221,881	-	-	-
21720701-492150	FROM: PUBLIC SAFETY LEVY FUND	-	50,000	-	-	-
21720701-499050	BEGINNING BALANCE	-	570,956	721,700	721,700	560,000
<b>TOTAL RESOURCES</b>		<b>\$ -</b>	<b>\$ 1,440,496</b>	<b>\$ 1,155,200</b>	<b>\$ 1,155,200</b>	<b>\$ 560,000</b>
<b>REQUIREMENTS</b>						
21720701-602205	VEHICLE LEASE PAYMENTS	\$ -	\$ 265,852	\$ 454,000	\$ 454,000	\$ 300,000
21720701-610430	MINOR EQUIPMENT	-	37,136	154,000	154,000	60,000
21720701-700000	CAPITAL EQUIPMENT	-	111,000	120,000	120,000	200,000
21720701-700050	CAPITAL EQUIPMENT LEASES	-	126,298	-	-	-
21720701-900135	RESERVE: EQUIPMENT REPLACEMENT	-	-	427,200	427,200	-
<b>TOTAL REQUIREMENTS</b>		<b>\$ -</b>	<b>\$ 540,286</b>	<b>\$ 1,155,200</b>	<b>\$ 1,155,200</b>	<b>\$ 560,000</b>
<b>RESOURCES LESS REQUIREMENTS</b>		<b>\$ -</b>	<b>\$ 900,210</b>	<b>\$ -</b>	<b>\$ -</b>	<b>\$ -</b>



**CITY OF ALBANY, OREGON**

**BIENNIUM 2023-2025**

LINE ITEM SUMMARY

DEPARTMENT: POLICE

PROGRAM: 21720705 - POLICE LEVY EQUIP REPLACE

Account Number	Description	2018-19 Actual	2019-21 Actual	2021-23 Adopted	2021-23 Revised	2023-25 Adopted
<b>RESOURCES</b>						
21720705-439110	EQUIPMENT REPLACEMENT CHARGES	\$ -	\$ 109,600	\$ -	\$ -	\$ 34,300
21720705-480100	INTEREST	-	4,821	-	-	200
21720705-499050	BEGINNING BALANCE	-	151,661	-	-	185,300
<b>TOTAL RESOURCES</b>		<b>\$ -</b>	<b>\$ 266,082</b>	<b>\$ -</b>	<b>\$ -</b>	<b>\$ 219,800</b>
<b>REQUIREMENTS</b>						
21720705-602205	VEHICLE LEASE PAYMENTS	\$ -	\$ 43,939	\$ -	\$ -	\$ -
21720705-900135	RESERVE: EQUIPMENT REPLACEMENT	-	-	-	-	219,800
21720705-909000	INTRAFUND TRANSFER OUT	-	221,881	-	-	-
<b>TOTAL REQUIREMENTS</b>		<b>\$ -</b>	<b>\$ 265,820</b>	<b>\$ -</b>	<b>\$ -</b>	<b>\$ 219,800</b>
<b>RESOURCES LESS REQUIREMENTS</b>		<b>\$ -</b>	<b>\$ 262</b>	<b>\$ -</b>	<b>\$ -</b>	<b>\$ -</b>



**CITY OF ALBANY, OREGON**

**BIENNIUM 2023-2025**

LINE ITEM SUMMARY

DEPARTMENT: FIRE

PROGRAM: 21725601 - FIRE & LIFE SAFETY IT EQ

Account Number	Description	2018-19 Actual	2019-21 Actual	2021-23 Adopted	2021-23 Revised	2023-25 Adopted
<b>RESOURCES</b>						
21725601-480100	INTEREST	\$ -	\$ 107	\$ -	\$ -	\$ -
21725601-490900	INTRAFUND TRANSFER IN	-	8,091	-	-	-
21725601-499050	BEGINNING BALANCE	-	-	8,100	8,100	-
<b>TOTAL RESOURCES</b>		<b>\$ -</b>	<b>\$ 8,198</b>	<b>\$ 8,100</b>	<b>\$ 8,100</b>	<b>\$ -</b>
<b>REQUIREMENTS</b>						
21725601-900140	RESERVE: IT EQUIPMENT REPLACE	\$ -	\$ -	\$ 8,100	\$ 8,100	\$ -
<b>TOTAL REQUIREMENTS</b>		<b>\$ -</b>	<b>\$ -</b>	<b>\$ 8,100</b>	<b>\$ 8,100</b>	<b>\$ -</b>
<b>RESOURCES LESS REQUIREMENTS</b>		<b>\$ -</b>	<b>\$ 8,198</b>	<b>\$ -</b>	<b>\$ -</b>	<b>\$ -</b>



**CITY OF ALBANY, OREGON**

**BIENNIUM 2023-2025**

LINE ITEM SUMMARY

DEPARTMENT: FIRE

PROGRAM: 21725610 - FIRE EMERGENCY SVC IT EQ

Account Number	Description	2018-19 Actual	2019-21 Actual	2021-23 Adopted	2021-23 Revised	2023-25 Adopted
<b>RESOURCES</b>						
21725610-439115	IT EQUIP REPLACEMENT CHARGES	\$ -	\$ -	\$ -	\$ -	\$ 15,000
21725610-480100	INTEREST	-	314	-	-	-
21725610-490900	INTRAFUND TRANSFER IN	-	37,332	-	-	-
21725610-499050	BEGINNING BALANCE	-	-	86,500	86,500	27,600
<b>TOTAL RESOURCES</b>		<b>\$ -</b>	<b>\$ 37,646</b>	<b>\$ 86,500</b>	<b>\$ 86,500</b>	<b>\$ 42,600</b>
<b>REQUIREMENTS</b>						
21725610-606000	MINOR IT EQUIPMENT	\$ -	\$ -	\$ -	\$ -	\$ 19,200
21725610-606002	MINOR IT EQ: DESKTOP	-	928	-	-	-
21725610-706253	CAPITAL IT: CHARTING HARWARE	-	7,312	-	-	-
21725610-900140	RESERVE: IT EQUIPMENT REPLACE	-	-	86,500	86,500	23,400
<b>TOTAL REQUIREMENTS</b>		<b>\$ -</b>	<b>\$ 8,240</b>	<b>\$ 86,500</b>	<b>\$ 86,500</b>	<b>\$ 42,600</b>
<b>RESOURCES LESS REQUIREMENTS</b>		<b>\$ -</b>	<b>\$ 29,406</b>	<b>\$ -</b>	<b>\$ -</b>	<b>\$ -</b>



**CITY OF ALBANY, OREGON**

**BIENNIUM 2023-2025**

LINE ITEM SUMMARY

DEPARTMENT: FIRE

PROGRAM: 21725620 - FIRE CAD/RMS REPLACE

Account Number	Description	2018-19 Actual	2019-21 Actual	2021-23 Adopted	2021-23 Revised	2023-25 Adopted
<b>RESOURCES</b>						
21725620-439115	IT EQUIP REPLACEMENT CHARGES	\$ -	\$ 11,350	\$ 65,400	\$ 65,400	\$ 65,400
21725620-480100	INTEREST	-	(1,240)	-	-	-
21720620-499999	BEGINNING BALANCE: NEGATIVE	-	-	113,600	113,600	51,400
<b>TOTAL RESOURCES</b>		<b>\$ -</b>	<b>\$ 10,110</b>	<b>\$ 179,000</b>	<b>\$ 179,000</b>	<b>\$ 116,800</b>
<b>REQUIREMENTS</b>						
21725620-909000	INTRAFUND TRANSFER OUT	\$ -	\$ 188,937	\$ -	\$ -	\$ -
21725620-999050	BEGINNING BALANCE: NEGATIVE	-	-	179,000	179,000	116,800
<b>TOTAL REQUIREMENTS</b>		<b>\$ -</b>	<b>\$ 188,937</b>	<b>\$ 179,000</b>	<b>\$ 179,000</b>	<b>\$ 116,800</b>
<b>RESOURCES LESS REQUIREMENTS</b>		<b>\$ -</b>	<b>\$ (178,827)</b>	<b>\$ -</b>	<b>\$ -</b>	<b>\$ -</b>



# CITY OF ALBANY, OREGON

BIENNIUM 2023-2025

LINE ITEM SUMMARY

DEPARTMENT: FIRE

PROGRAM: 21725701 - FIRE & LIFE SAFETY EQUIP

Account Number	Description	2018-19 Actual	2019-21 Actual	2021-23 Adopted	2021-23 Revised	2023-25 Adopted
<b>RESOURCES</b>						
21725701-490900	INTRAFUND TRANSFER IN	-	61,015	-	-	-
21725701-499050	BEGINNING BALANCE	-	(61,116)	-	-	-
<b>TOTAL RESOURCES</b>		<b>\$ -</b>	<b>\$ (101)</b>	<b>\$ -</b>	<b>\$ -</b>	<b>\$ -</b>



**CITY OF ALBANY, OREGON**  
**BIENNIUM 2023-2025**

LINE ITEM SUMMARY

DEPARTMENT: FIRE

PROGRAM: 21725710 - FIRE EMERGENCY SVC EQUIP

Account Number	Description	2018-19 Actual	2019-21 Actual	2021-23 Adopted	2021-23 Revised	2023-25 Adopted
<b>RESOURCES</b>						
21725710-439110	EQUIPMENT REPLACEMENT CHARGES	\$ -	\$ 303,000	\$ -	\$ -	\$ -
21725710-469015	MISCELLANEOUS REVENUE	-	317,940	14,000	14,000	-
21725710-469105	SALE OF CAPITAL ASSET	-	18,737	-	-	-
21725710-480100	INTEREST	-	8,016	-	-	-
21725710-491000	FROM: GENERAL FUND	-	28,936	30,300	30,300	30,400
21725710-492030	FROM: GRANTS FUND	-	7,290	600,000	600,000	500,000
21725710-499050	BEGINNING BALANCE	-	1,286,909	899,000	899,000	225,000
<b>TOTAL RESOURCES</b>		<b>\$ -</b>	<b>\$ 1,970,828</b>	<b>\$ 1,543,300</b>	<b>\$ 1,543,300</b>	<b>\$ 755,400</b>
<b>REQUIREMENTS</b>						
21725710-600400	CONTRACTUAL SERVICES	\$ -	\$ 53,000	\$ -	\$ -	\$ -
21725710-610430	MINOR EQUIPMENT	-	196,336	100,000	100,000	50,000
21725710-700000	CAPITAL EQUIPMENT	-	1,255,181	200,000	200,000	335,000
21725710-900135	RESERVE: EQUIPMENT REPLACEMENT	-	-	1,243,300	1,243,300	370,400
21725710-909000	INTRAFUND TRANSFER OUT	-	111,015	-	-	-
21725710-912020	TO: PARKS & RECREATION FUND	-	30,000	-	-	-
21725710-912030	TO: GRANTS FUND	-	3,066	-	-	-
<b>TOTAL REQUIREMENTS</b>		<b>\$ -</b>	<b>\$ 1,648,598</b>	<b>\$ 1,543,300</b>	<b>\$ 1,543,300</b>	<b>\$ 755,400</b>
<b>RESOURCES LESS REQUIREMENTS</b>		<b>\$ -</b>	<b>\$ 322,230</b>	<b>\$ -</b>	<b>\$ -</b>	<b>\$ -</b>



**CITY OF ALBANY, OREGON**

**BIENNIUM 2023-2025**

LINE ITEM SUMMARY

DEPARTMENT: FIRE

PROGRAM: 21725711 - FIRE BUILD MAINT EQUIP REP

Account Number	Description	2018-19 Actual	2019-21 Actual	2021-23 Adopted	2021-23 Revised	2023-25 Adopted
<b>RESOURCES</b>						
21725711-439110	EQUIPMENT REPLACEMENT CHARGES	\$ -	\$ -	\$ -	\$ -	\$ 25,000
21725711-469015	MISCELLANEOUS REVENUE	-	92	-	-	-
21725711-480100	INTEREST	-	324	-	-	-
21725711-490900	INTRAFUND TRANSFER IN	-	50,000	-	-	-
21725711-499050	BEGINNING BALANCE	-	8,809	50,000	50,000	10,000
<b>TOTAL RESOURCES</b>		<b>\$ -</b>	<b>\$ 59,225</b>	<b>\$ 50,000</b>	<b>\$ 50,000</b>	<b>\$ 35,000</b>
<b>REQUIREMENTS</b>						
21725711-700000	CAPITAL EQUIPMENT	\$ -	\$ 8,979	\$ -	\$ -	\$ 25,000
21725711-900135	RESERVE: EQUIPMENT REPLACEMENT	-	-	50,000	50,000	10,000
<b>TOTAL REQUIREMENTS</b>		<b>\$ -</b>	<b>\$ 8,979</b>	<b>\$ 50,000</b>	<b>\$ 50,000</b>	<b>\$ 35,000</b>
<b>RESOURCES LESS REQUIREMENTS</b>		<b>\$ -</b>	<b>\$ 50,246</b>	<b>\$ -</b>	<b>\$ -</b>	<b>-</b>





**CITY OF ALBANY, OREGON**

**BIENNIUM 2023-2025**

LINE ITEM SUMMARY

DEPARTMENT: PUBLIC WORKS

PROGRAM: 21740650 - PW FACILITIES REPLACEMENT

Account Number	Description	2018-19 Actual	2019-21 Actual	2021-23 Adopted	2021-23 Revised	2023-25 Adopted
<b>RESOURCES</b>						
21740650-439000	DEPARTMENTAL CHARGES	\$ 300,000	\$ 287,800	\$ 200,000	\$ 200,000	\$ 400,000
21740650-480100	INTEREST	12,441	16,051	15,000	15,000	15,000
21740650-499050	BEGINNING BALANCE	253,054	277,633	580,200	580,200	793,000
<b>TOTAL RESOURCES</b>		<b>\$ 565,495</b>	<b>\$ 581,484</b>	<b>\$ 795,200</b>	<b>\$ 795,200</b>	<b>\$ 1,208,000</b>
<b>REQUIREMENTS</b>						
21740650-700045	BUS BARN PROPERTY	\$ 287,863	\$ -	\$ -	\$ -	\$ -
21740650-700505	OPS BUILDING ADDITION	-	-	-	-	250,000
21740650-900165	RESERVE: FACILITIES REPL	-	-	795,200	795,200	958,000
<b>TOTAL REQUIREMENTS</b>		<b>\$ 287,863</b>	<b>\$ -</b>	<b>\$ 795,200</b>	<b>\$ 795,200</b>	<b>\$ 1,208,000</b>
<b>RESOURCES LESS REQUIREMENTS</b>		<b>\$ 277,632</b>	<b>\$ 581,484</b>	<b>\$ -</b>	<b>\$ -</b>	<b>\$ -</b>



**CITY OF ALBANY, OREGON**

**BIENNIUM 2023-2025**

LINE ITEM SUMMARY

DEPARTMENT: **PARKS & RECREATION**

PROGRAM: **21750601 - PARKS & REC ADMIN IT EQUIP**

Account Number	Description	2018-19 Actual	2019-21 Actual	2021-23 Adopted	2021-23 Revised	2023-25 Adopted
<b>RESOURCES</b>						
21750601-439115	IT EQUIP REPLACEMENT CHARGES	\$ -	\$ 10,650	\$ 20,000	\$ 20,000	\$ 20,000
21750601-480100	INTEREST	-	183	200	200	200
21750601-490900	INTRAFUND TRANSFER IN	-	23,030	-	-	-
21750601-499050	BEGINNING BALANCE	-	-	37,800	37,800	52,400
<b>TOTAL RESOURCES</b>		<b>\$ -</b>	<b>\$ 33,863</b>	<b>\$ 58,000</b>	<b>\$ 58,000</b>	<b>\$ 72,600</b>
<b>REQUIREMENTS</b>						
21750601-606002	MINOR IT EQ: DESKTOP	\$ -	\$ -	\$ 12,400	\$ 12,400	\$ 7,200
21750601-900140	RESERVE: IT EQUIPMENT REPLACE	-	-	45,600	45,600	65,400
21750601-909000	INTRAFUND TRANSFER OUT	-	1,727	-	-	-
<b>TOTAL REQUIREMENTS</b>		<b>\$ -</b>	<b>\$ 1,727</b>	<b>\$ 58,000</b>	<b>\$ 58,000</b>	<b>\$ 72,600</b>
<b>RESOURCES LESS REQUIREMENTS</b>		<b>\$ -</b>	<b>\$ 32,136</b>	<b>\$ -</b>	<b>\$ -</b>	<b>\$ -</b>



**CITY OF ALBANY, OREGON**

**BIENNIUM 2023-2025**

LINE ITEM SUMMARY

DEPARTMENT: PARKS & RECREATION

PROGRAM: 21750701 - PARKS & REC ADMIN EQUIP

Account Number	Description	2018-19 Actual	2019-21 Actual	2021-23 Adopted	2021-23 Revised	2023-25 Adopted
<b>RESOURCES</b>						
21750701-439110	EQUIPMENT REPLACEMENT CHARGES	\$ -	\$ 30,000	\$ 20,000	\$ 20,000	\$ 100,000
21750701-480100	INTEREST	-	51	200	200	200
21750701-499050	BEGINNING BALANCE	-	(15,458)	14,600	14,600	34,800
<b>TOTAL RESOURCES</b>		<b>\$ -</b>	<b>\$ 14,593</b>	<b>\$ 34,800</b>	<b>\$ 34,800</b>	<b>\$ 135,000</b>
<b>REQUIREMENTS</b>						
21750701-700000	CAPITAL EQUIPMENT	\$ -	\$ -	\$ -	\$ -	\$ 80,000
21750701-900135	RESERVE: EQUIPMENT REPLACEMENT	-	-	34,800	34,800	55,000
<b>TOTAL REQUIREMENTS</b>		<b>\$ -</b>	<b>\$ -</b>	<b>\$ 34,800</b>	<b>\$ 34,800</b>	<b>\$ 135,000</b>
<b>RESOURCES LESS REQUIREMENTS</b>		<b>\$ -</b>	<b>\$ 14,593</b>	<b>\$ -</b>	<b>\$ -</b>	<b>-</b>



**CITY OF ALBANY, OREGON**

**BIENNIUM 2023-2025**

LINE ITEM SUMMARY

DEPARTMENT: PARKS & RECREATION

PROGRAM: 21750720 - ADULT REC EQUIP REPLACE

Account Number	Description	2018-19 Actual	2019-21 Actual	2021-23 Adopted	2021-23 Revised	2023-25 Adopted
<b>RESOURCES</b>						
21750720-439110	EQUIPMENT REPLACEMENT CHARGES	\$ -	\$ 20,000	\$ 20,000	\$ 20,000	\$ 40,000
21750720-480100	INTEREST	-	507	400	400	400
21750720-499050	BEGINNING BALANCE	-	2,554	22,900	22,900	43,500
<b>TOTAL RESOURCES</b>		<b>\$ -</b>	<b>\$ 23,061</b>	<b>\$ 43,300</b>	<b>\$ 43,300</b>	<b>\$ 83,900</b>
<b>REQUIREMENTS</b>						
21750720-900135	RESERVE: EQUIPMENT REPLACEMENT	\$ -	\$ -	\$ 43,300	\$ 43,300	\$ 83,900
<b>TOTAL REQUIREMENTS</b>		<b>\$ -</b>	<b>\$ -</b>	<b>\$ 43,300</b>	<b>\$ 43,300</b>	<b>\$ 83,900</b>
<b>RESOURCES LESS REQUIREMENTS</b>		<b>\$ -</b>	<b>\$ 23,061</b>	<b>\$ -</b>	<b>\$ -</b>	<b>-</b>



**CITY OF ALBANY, OREGON**

**BIENNIUM 2023-2025**

LINE ITEM SUMMARY

DEPARTMENT: PARKS & RECREATION

PROGRAM: 21750730 - AQUATIC SERVICES EQUIP

Account Number	Description	2018-19 Actual	2019-21 Actual	2021-23 Adopted	2021-23 Revised	2023-25 Adopted
<b>RESOURCES</b>						
21750730-439110	EQUIPMENT REPLACEMENT CHARGES	\$ -	\$ 21,000	\$ 22,000	\$ 22,000	\$ 8,000
21750730-480100	INTEREST	-	2,550	1,500	1,500	1,900
21750730-499050	BEGINNING BALANCE	-	68,376	91,400	91,400	96,200
<b>TOTAL RESOURCES</b>		<b>\$ -</b>	<b>\$ 91,926</b>	<b>\$ 114,900</b>	<b>\$ 114,900</b>	<b>\$ 106,100</b>
<b>REQUIREMENTS</b>						
21750730-700000	CAPITAL EQUIPMENT	\$ -	\$ -	\$ 60,000	\$ 60,000	\$ -
21750730-900135	RESERVE: EQUIPMENT REPLACEMENT	-	-	54,900	54,900	106,100
<b>TOTAL REQUIREMENTS</b>		<b>\$ -</b>	<b>\$ -</b>	<b>\$ 114,900</b>	<b>\$ 114,900</b>	<b>\$ 106,100</b>
<b>RESOURCES LESS REQUIREMENTS</b>		<b>\$ -</b>	<b>\$ 91,926</b>	<b>\$ -</b>	<b>\$ -</b>	<b>\$ -</b>



**CITY OF ALBANY, OREGON**

**BIENNIUM 2023-2025**

LINE ITEM SUMMARY

DEPARTMENT: PARKS & RECREATION

PROGRAM: 21750735 - PARK MAINT EQUIP REPLACE

Account Number	Description	2018-19 Actual	2019-21 Actual	2021-23 Adopted	2021-23 Revised	2023-25 Adopted
<b>RESOURCES</b>						
21750735-439110	EQUIPMENT REPLACEMENT CHARGES	\$ -	\$ 70,000	\$ 70,000	\$ 70,000	\$ 70,000
21750735-469015	MISCELLANEOUS REVENUE	-	229	-	-	-
21750735-480100	INTEREST	-	8,457	4,000	4,000	4,000
21750735-490900	INTRAFUND TRANSFER IN	-	24,289	-	-	-
21750735-499050	BEGINNING BALANCE	-	312,390	317,300	317,300	279,500
<b>TOTAL RESOURCES</b>		<b>\$ -</b>	<b>\$ 415,365</b>	<b>\$ 391,300</b>	<b>\$ 391,300</b>	<b>\$ 353,500</b>
<b>REQUIREMENTS</b>						
21750735-610430	MINOR EQUIPMENT	\$ -	\$ 12,282	\$ -	\$ -	\$ -
21750735-700000	CAPITAL EQUIPMENT	-	83,920	41,300	41,300	-
21750735-900135	RESERVE: EQUIPMENT REPLACEMENT	-	-	350,000	350,000	353,500
<b>TOTAL REQUIREMENTS</b>		<b>\$ -</b>	<b>\$ 96,202</b>	<b>\$ 391,300</b>	<b>\$ 391,300</b>	<b>\$ 353,500</b>
<b>RESOURCES LESS REQUIREMENTS</b>		<b>\$ -</b>	<b>\$ 319,163</b>	<b>\$ -</b>	<b>\$ -</b>	<b>\$ -</b>



**CITY OF ALBANY, OREGON**

**BIENNIUM 2023-2025**

LINE ITEM SUMMARY

DEPARTMENT: PARKS & RECREATION

PROGRAM: 21750745 - FACILITIES MAINT EQUIP REP

Account Number	Description	2018-19 Actual	2019-21 Actual	2021-23 Adopted	2021-23 Revised	2023-25 Adopted
<b>RESOURCES</b>						
21750745-439110	EQUIPMENT REPLACEMENT CHARGES	\$ -	\$ 40,000	\$ 32,000	\$ 32,000	\$ 32,000
21750745-480100	INTEREST	-	3,002	1,400	1,400	1,400
21750745-499050	BEGINNING BALANCE	-	74,102	92,100	92,100	126,100
<b>TOTAL RESOURCES</b>		<b>\$ -</b>	<b>\$ 117,104</b>	<b>\$ 125,500</b>	<b>\$ 125,500</b>	<b>\$ 159,500</b>
<b>REQUIREMENTS</b>						
21750745-610430	MINOR EQUIPMENT	\$ -	\$ -	\$ 3,800	\$ 3,800	\$ -
21750745-900135	RESERVE: EQUIPMENT REPLACEMENT	-	-	121,700	121,700	159,500
21750745-909000	INTRAFUND TRANSFER OUT	-	24,289	-	-	-
<b>TOTAL REQUIREMENTS</b>		<b>\$ -</b>	<b>\$ 24,289</b>	<b>\$ 125,500</b>	<b>\$ 125,500</b>	<b>\$ 159,500</b>
<b>RESOURCES LESS REQUIREMENTS</b>		<b>\$ -</b>	<b>\$ 92,815</b>	<b>\$ -</b>	<b>\$ -</b>	<b>\$ -</b>



**CITY OF ALBANY, OREGON**

**BIENNIUM 2023-2025**

LINE ITEM SUMMARY

DEPARTMENT: **LIBRARY**

PROGRAM: **21755601 - LIBRARY IT EQUIP REPLACE**

Account Number	Description	2018-19 Actual	2019-21 Actual	2021-23 Adopted	2021-23 Revised	2023-25 Adopted
<b>RESOURCES</b>						
21755601-439115	IT EQUIP REPLACEMENT CHARGES	\$ -	\$ -	\$ 5,000	\$ 5,000	\$ -
21755601-480100	INTEREST	-	554	300	300	500
21755601-490900	INTRAFUND TRANSFER IN	-	82,089	-	-	-
21755601-499050	BEGINNING BALANCE	-	-	82,300	82,300	83,500
<b>TOTAL RESOURCES</b>		<b>\$ -</b>	<b>\$ 82,643</b>	<b>\$ 87,600</b>	<b>\$ 87,600</b>	<b>\$ 84,000</b>
<b>REQUIREMENTS</b>						
21755601-606000	MINOR IT EQUIPMENT	\$ -	\$ -	\$ 5,000	\$ 5,000	\$ 5,000
21755601-900140	RESERVE: IT EQUIPMENT REPLACE	-	-	82,600	82,600	79,000
<b>TOTAL REQUIREMENTS</b>		<b>\$ -</b>	<b>\$ -</b>	<b>\$ 87,600</b>	<b>\$ 87,600</b>	<b>\$ 84,000</b>
<b>RESOURCES LESS REQUIREMENTS</b>		<b>\$ -</b>	<b>\$ 82,643</b>	<b>\$ -</b>	<b>\$ -</b>	<b>\$ -</b>





**CITY OF ALBANY, OREGON**

**BIENNIUM 2023-2025**

LINE ITEM SUMMARY

DEPARTMENT: LIBRARY

PROGRAM: 21755701 - LIBRARY EQUIP REPLACE

Account Number	Description	2018-19 Actual	2019-21 Actual	2021-23 Adopted	2021-23 Revised	2023-25 Adopted
<b>RESOURCES</b>						
21755701-439110	EQUIPMENT REPLACEMENT CHARGES	\$ -	\$ -	\$ -	\$ -	\$ 82,100
21755701-480100	INTEREST	-	499	200	200	100
21755701-497010	FROM: CENTRAL SERVICES FUND	-	2,643	-	-	-
21755701-499050	BEGINNING BALANCE	-	15,689	16,100	16,100	18,000
<b>TOTAL RESOURCES</b>		<b>\$ -</b>	<b>\$ 18,831</b>	<b>\$ 16,300</b>	<b>\$ 16,300</b>	<b>\$ 100,200</b>
<b>REQUIREMENTS</b>						
21755701-610430	MINOR EQUIPMENT	\$ -	\$ -	\$ 4,000	\$ 4,000	\$ -
21755701-700000	CAPITAL EQUIPMENT	-	-	-	-	60,000
21755701-900135	RESERVE: EQUIPMENT REPLACEMENT	-	-	12,300	12,300	40,200
<b>TOTAL REQUIREMENTS</b>		<b>\$ -</b>	<b>\$ -</b>	<b>\$ 16,300</b>	<b>\$ 16,300</b>	<b>\$ 100,200</b>
<b>RESOURCES LESS REQUIREMENTS</b>		<b>\$ -</b>	<b>\$ 18,831</b>	<b>\$ -</b>	<b>\$ -</b>	<b>\$ -</b>



# Street Fund

---

The Street Fund is responsible for the planning and development of city road infrastructure, coordination with state and federal transportation agencies, and the long-term maintenance and functionality of the transportation system in Albany. The department manages available funds to provide targeted maintenance of the city right-of-way, pavement surfaces, and public sidewalks, and to rebuild and expand city streets where necessary.

## Revenues

Revenues for these operations are predominantly from the Oregon Department of Transportation, Oregon fuel taxes, Albany System Development Charges, and in-lieu of franchise fees.

Additional revenue comes from permit and connection fees, and grant opportunities.

## Expenses

Expenses are primarily for personnel, street lighting, and transportation-related capital construction projects including pavement restoration, bridge repair and grant match.

## Opportunities/Challenges

As with all programs, controlling increases in personnel and overhead costs is an ongoing challenge. Additionally, costs for critical materials such as asphalt and paint have increased significantly in the post-pandemic economy. This fund pays for all the streetlights in Albany, a cost which rises annually. In order to control that cost, staff worked with PacifiCorp to replace their existing streetlight lamps with LED fixtures. This project is expected to reduce the annual operating expense for streetlights by more than \$100,000 per year.

An increase in Oregon fuel taxes from the implementation of House Bill 2017 has resulted in a modest increase in annual state fuel tax revenue for Albany. These funds are designated by law to be used in the maintenance and repair of existing transportation infrastructure and primarily fund the street maintenance program. Major capital projects are funded from the Surface Transportation Program Block Grant funding available through the Albany Area Metropolitan Planning Organization. Albany must compete with the other jurisdictions within our urbanized area for access to these funds, complicating our ability to plan for major street capital projects.

Funding for capital projects in the street fund is not adequate to keep all Albany streets at a condition rating of “fair” or better. In particular, local streets often do not have any available funding for significant capital projects. Staff continues to look for opportunities to creatively address street condition, but without additional funding, overall street condition in Albany will continue to decline. As requested by the City Council in the Strategic Plan update, staff will be working with the Council to identify additional local funding sources for street maintenance.



**CITY OF ALBANY, OREGON**  
**BIENNIUM 2023-2025**

FUND SUMMARY

FUND: STREETS FUND

Description	2018-19 Actual	2019-21 Actual	2021-23 Adopted	2021-23 Revised	2023-25 Proposed	2023-25 Approved	2023-25 Adopted
<b>RESOURCES</b>							
BEGINNING BALANCE	\$ 9,927,392	\$ 10,685,747	\$ 12,995,600	\$ 12,995,600	\$ 18,999,400	\$ 18,999,400	\$ 18,999,400
LICENSES & FEES	1,294,351	1,961,231	1,436,400	1,436,400	1,646,400	1,646,400	1,646,400
INTERGOVERNMENTAL	6,075,361	7,754,957	9,900,000	9,900,000	12,922,000	12,922,000	12,922,000
CHARGES FOR SERVICES	-	76,550	102,200	102,200	202,200	202,200	202,200
OTHER RESOURCES	26,544	142,268	2,000	352,000	4,000	4,000	4,000
INVESTMENT EARNINGS	328,492	382,821	190,900	190,900	158,200	158,200	158,200
TRANSFERS IN	1,268,870	4,117,188	3,795,700	3,886,100	4,387,500	4,387,500	4,387,500
INTRAFUND TRANSFERS	-	20,000	80,000	80,000	380,000	380,000	380,000
<b>TOTAL RESOURCES</b>	<b>\$ 18,921,010</b>	<b>\$ 25,140,762</b>	<b>\$ 28,502,800</b>	<b>\$ 28,943,200</b>	<b>\$ 38,699,700</b>	<b>\$ 38,699,700</b>	<b>\$ 38,699,700</b>
<b>REQUIREMENTS</b>							
STREET ADMINISTRATION	\$ 1,113,103	\$ 2,014,951	\$ 2,050,600	\$ 2,050,600	\$ 2,313,700	\$ 2,313,700	\$ 2,313,700
STREET MAINTENANCE	2,084,266	4,194,856	4,859,100	4,859,100	4,897,000	4,897,000	4,897,000
STREET CAPITAL & RESTORATION	3,908,531	4,310,582	12,738,500	13,088,500	20,648,500	20,648,500	20,648,500
TRANSPORTATION SDC IMPROV FEE	426,949	1,723,021	4,746,300	4,836,700	6,822,200	6,822,200	6,822,200
TRANSPORTATION SDC REIMB FEE	2,413	15,593	1,586,200	1,586,200	1,529,800	1,529,800	1,529,800
ADA CAPITAL PROJECTS	-	19,102	221,400	221,400	537,400	537,400	537,400
STREET MAINT IT EQUIP REPL	-	-	14,000	14,000	16,700	16,700	16,700
STREET MAINT EQUIP REPLACE	-	-	914,600	914,600	874,500	874,500	874,500
INTRAFUND TRANSFERS	-	20,000	80,000	80,000	380,000	380,000	380,000
TRANSFERS OUT	700,000	205,100	935,900	935,900	160,000	160,000	160,000
CONTINGENCIES	-	-	356,200	356,200	519,900	519,900	519,900
	<b>\$ 8,235,262</b>	<b>\$ 12,503,205</b>	<b>\$ 28,502,800</b>	<b>\$ 28,943,200</b>	<b>\$ 38,699,700</b>	<b>\$ 38,699,700</b>	<b>\$ 38,699,700</b>
<b>RESOURCES LESS REQUIREMENTS</b>	<b>\$ 10,685,748</b>	<b>\$ 12,637,557</b>	<b>\$ -</b>	<b>\$ -</b>	<b>\$ -</b>	<b>\$ -</b>	<b>\$ -</b>



**CITY OF ALBANY, OREGON**

**BIENNIUM 2023-2025**

LINE ITEM SUMMARY

DEPARTMENT: PUBLIC WORKS

PROGRAM: 25040200 - STREET MAINTENANCE REVENUES

Account Number	Description	2018-19 Actual	2019-21 Actual	2021-23 Adopted	2021-23 Revised	2023-25 Adopted
<b>RESOURCES</b>						
25040200-410035	PUBLIC FACILITY CONSTR PERMIT	\$ 95,007	\$ 267,258	\$ 90,000	\$ 90,000	\$ 100,000
25040200-424035	STATE GASOLINE TAX	2,681,450	6,001,292	6,900,000	6,900,000	7,376,000
25040200-424050	WCOMP WAGE SUBSIDY REIMB	1,831	3,717	-	-	-
25040200-450210	BONDED ASMNTS: PRINCIPAL	-	13,024	-	-	-
25040200-450215	BONDED ASMNTS: INTEREST	-	11,223	-	-	-
25040200-469015	MISCELLANEOUS REVENUE	16,406	57,219	2,000	2,000	4,000
25040200-480100	INTEREST	120,490	(11,332)	20,000	20,000	20,000
25040200-480900	INTEREST: FAIR MARKET VALUE	-	41,021	-	-	-
25040200-492111	FROM: ALBANY MUNICIPAL AIRPORT	5,076	14,399	9,800	9,800	15,000
25040200-492112	FROM: TRANSIENT LODGING TAX	2,900	2,800	4,100	4,100	5,600
25040200-499050	BEGINNING BALANCE	771,382	417,172	400,000	400,000	370,000
<b>TOTAL RESOURCES</b>		<b>\$ 3,694,542</b>	<b>\$ 6,817,793</b>	<b>\$ 7,425,900</b>	<b>\$ 7,425,900</b>	<b>\$ 7,890,600</b>



**CITY OF ALBANY, OREGON**  
**BIENNIUM 2023-2025**

LINE ITEM SUMMARY  
 DEPARTMENT: PUBLIC WORKS  
 PROGRAM: 25040205 - STREET ADMINISTRATION

Account Number	Description	2018-19 Actual	2019-21 Actual	2021-23 Adopted	2021-23 Revised	2023-25 Adopted
<b>REQUIREMENTS</b>						
25040205-510010	WAGES & SALARIES	\$ 45,635	\$ 54,761	\$ 152,600	\$ 152,600	\$ 173,200
25040205-560001	EMPLOYER MEDICAL	-	3,918	43,700	43,700	49,300
25040205-560005	EMPLOYER DENTAL	-	269	3,700	3,700	4,100
25040205-560008	EMPLOYER VISION	-	292	1,500	1,500	1,400
25040205-560010	EMPLOYER PAID BENEFITS	27,164	18,905	11,700	11,700	13,300
25040205-560012	EMPLOYER PAID DEFERRED COMP	-	-	1,600	1,600	3,500
25040205-560014	EMPLOYER PAID LTD/LIFE/AD&D	-	-	1,600	1,600	300
25040205-560016	EMPLOYER PAID WORKER'S COMP	-	-	13,800	13,800	15,600
25040205-560018	EMPLOYER PAID OREGON WBF	-	-	1,200	1,200	1,900
25040205-560020	PERS	-	9,272	50,400	50,400	57,200
25040205-560022	EMPLYR PAID OREGON PAID LEAVE	-	-	-	-	2,000
25040205-560030	HRA VEBA	-	19,080	3,000	3,000	3,000
25040205-600115	INSURANCE & BONDS	2,540	12,571	5,700	5,700	7,300
25040205-600400	CONTRACTUAL SERVICES	-	561	30,000	30,000	30,000
25040205-610075	CREDIT CARD FEES	558	1,778	1,800	1,800	600
25040205-630010	TELEPHONE	41	50	200	200	200
25040205-655400	MAINT: PROPERTY	1,092	2,414	2,000	2,000	-
25040205-660200	CS: CENTRAL SERVICE	161,200	145,078	5,400	5,400	3,400
25040205-660210	CS: FINANCE	-	-	16,400	16,400	10,200
25040205-660211	CS: CITY MANAGER'S OFFICE	-	-	19,000	19,000	9,500
25040205-660212	CS: MAYOR & COUNCIL	-	-	2,200	2,200	900
25040205-660225	CS: EMERGENCY MGMT/SAFETY	-	-	2,400	2,400	1,100
25040205-660500	CS: FLEXIBLE SPENDING ADMIN	28	32	200	200	-
25040205-660600	CS: GIS SYSTEM	75,400	128,176	127,200	127,200	139,300
25040205-662500	PW: ADMINISTRATION	124,069	320,028	347,200	347,200	419,400
25040205-662600	PW: BUILDING REPLACEMENT	25,000	50,000	50,000	50,000	100,000
25040205-662800	PW: ENGINEERING SERVICES	568,368	1,055,879	917,900	917,900	1,020,700
25040205-662900	PW: FACILITIES ENGINEERING	8,369	24,380	28,300	28,300	31,200
25040205-663100	PW: OPERATIONS ADMINISTRATION	73,552	163,982	202,900	202,900	207,300
25040205-670520	PROPERTY TAXES	87	3,525	7,000	7,000	7,800
25040205-912020	TO: PARKS & RECREATION FUND	80,000	160,000	160,000	160,000	160,000
25040205-990000	CONTINGENCIES	-	-	356,200	356,200	519,900
<b>TOTAL REQUIREMENTS</b>		<b>\$ 1,193,103</b>	<b>\$ 2,174,951</b>	<b>\$ 2,566,800</b>	<b>\$ 2,566,800</b>	<b>\$ 2,993,600</b>



# CITY OF ALBANY, OREGON

BIENNIUM 2023-2025

LINE ITEM SUMMARY

DEPARTMENT: PUBLIC WORKS

PROGRAM: 25040210 - STREET MAINTENANCE

Account Number	Description	2018-19 Actual	2019-21 Actual	2021-23 Adopted	2021-23 Revised	2023-25 Adopted
<b>REQUIREMENTS</b>						
25040210-510010	WAGES & SALARIES	\$ 466,592	\$ 930,382	\$ 1,043,200	\$ 1,043,200	\$ 1,087,100
25040210-530010	OVERTIME	36,524	70,193	83,000	83,000	86,000
25040210-560001	EMPLOYER MEDICAL	-	233,540	366,600	366,600	414,400
25040210-560005	EMPLOYER DENTAL	-	17,070	27,700	27,700	29,000
25040210-560008	EMPLOYER VISION	-	7,457	11,600	11,600	11,900
25040210-560010	EMPLOYER PAID BENEFITS	334,975	221,517	45,000	45,000	88,100
25040210-560012	EMPLOYER PAID DEFERRED COMP	-	1,497	6,100	6,100	5,500
25040210-560014	EMPLOYER PAID LTD/LIFE/AD&D	-	2,279	8,500	8,500	1,600
25040210-560016	EMPLOYER PAID WORKER'S COMP	-	21,016	106,800	106,800	98,900
25040210-560018	EMPLOYER PAID OREGON WBF	-	98	9,500	9,500	12,100
25040210-560020	PERS	-	267,255	392,100	392,100	363,400
25040210-560022	EMPLYR PAID OREGON PAID LEAVE	-	-	-	-	12,700
25040210-560030	HRA VEBA	-	46,503	30,000	30,000	30,000
25040210-600115	INSURANCE & BONDS	78,655	96,599	70,700	70,700	34,200
25040210-600400	CONTRACTUAL SERVICES	106,229	219,759	217,700	217,700	215,300
25040210-602300	SOFTWARE LICENSE FEES	2,500	5,000	8,100	8,100	10,000
25040210-602820	GENERAL TREE SERVICES	567	-	-	-	-
25040210-610005	ADVERTISING & PUBLICATIONS	-	-	200	200	2,000
25040210-610130	EDUCATION & TRAINING	19	104	4,600	4,600	4,900
25040210-610135	EQUIPMENT RENTAL: PRIVATE	5,871	316	4,000	4,000	4,000
25040210-610405	MATERIALS & SUPPLIES	17,731	35,418	36,000	36,000	30,000
25040210-610420	MEETINGS & CONFERENCES	2,733	1,993	5,000	5,000	4,400
25040210-610425	MEMBERSHIPS & DUES	121	200	1,000	1,000	800
25040210-610430	MINOR EQUIPMENT	1,934	8,519	8,000	8,000	10,000
25040210-610540	POSTAGE & SHIPPING	14	10	200	200	200
25040210-610625	SWEEPER DEBRIS	-	8,852	55,000	55,000	58,000
25040210-610705	TOOLS	4,286	7,981	9,000	9,000	7,000
25040210-610750	UNIFORMS	6,117	12,427	15,200	15,200	14,000
25040210-610800	VEHICLE FUEL CHARGES	20,430	40,092	58,000	58,000	76,000
25040210-622070	TRAFFIC CONTROL SUPPLIES	23,588	54,821	81,000	81,000	84,000
25040210-630000	ELECTRICITY	43,956	81,750	100,000	100,000	80,000
25040210-630010	TELEPHONE	4,771	9,962	8,800	8,800	8,800
25040210-630300	STREET LIGHTING	480,223	920,283	1,030,000	1,030,000	800,000
25040210-630400	WATER SERVICE	345	858	1,000	1,000	1,000
25040210-630405	SEWER SERVICE CHARGES	308	190	-	-	-
25040210-630410	STORMWATER SERVICE CHARGES	-	-	900	900	900
25040210-650015	MAINT: COMMUNICATION EQUIPMENT	-	-	1,000	1,000	1,000
25040210-650040	MAINT: TRAFFIC CONTROL SYSTEM	19,331	42,199	50,000	50,000	50,000
25040210-651000	BRIDGE MAINTENANCE PROGRAM	7,646	4,296	20,000	20,000	20,000
25040210-652000	OILMAT PROGRAM	-	22,801	65,000	65,000	60,000
25040210-652100	PAVEMENT MARKING PROGRAM	49,531	137,075	122,000	122,000	170,000
25040210-652200	PAVEMENT REPAIR PROGRAM	154,795	123,720	165,000	165,000	165,000
25040210-652700	RIGHT OF WAY TREE MAINTENANCE	8,112	11,174	18,000	18,000	10,000
25040210-652800	SAFETY IMPROVEMENTS	79	1,410	1,200	1,200	2,000
25040210-653100	STREET MAINTENANCE MATERIALS	5,858	1,670	12,000	12,000	16,000
25040210-653600	MAINT: VEHICLE	46,708	88,656	130,000	130,000	130,000
25040210-655100	MAINT: BUILDING	-	1,889	-	-	-
25040210-660200	CS: CENTRAL SERVICE	86,000	199,135	21,700	21,700	33,500
25040210-660210	CS: FINANCE	-	-	77,500	77,500	95,500
25040210-660211	CS: CITY MANAGER'S OFFICE	-	-	75,100	75,100	94,600
25040210-660212	CS: MAYOR & COUNCIL	-	-	8,600	8,600	9,500
25040210-660214	CS: HUMAN RESOURCES	-	-	35,200	35,200	45,100
25040210-660215	CS: LABOR RELATIONS	-	-	3,400	3,400	3,200
25040210-660225	CS: EMERGENCY MGMT/SAFETY	-	-	9,500	9,500	11,400
25040210-660400	CS: EQUIPMENT REPLACEMENT	35,000	150,000	100,000	100,000	200,000
25040210-660500	CS: FLEXIBLE SPENDING ADMIN	126	228	400	400	-
25040210-660700	CS: INFORMATION TECHNOLOGY	7,700	36,474	40,000	40,000	38,600
25040210-660800	CS: IT EQUIPMENT REPLACEMENT	600	6,200	2,200	2,200	2,200
25040210-665100	CONCRETE REPAIR PROGRAM	23,491	42,360	56,000	56,000	52,000
25040210-665400	PHYSICAL EXAMS & MEDICALS	800	1,628	800	800	1,200
<b>TOTAL REQUIREMENTS</b>		<b>\$ 2,084,266</b>	<b>\$ 4,194,856</b>	<b>\$ 4,859,100</b>	<b>\$ 4,859,100</b>	<b>\$ 4,897,000</b>



# CITY OF ALBANY, OREGON

BIENNIUM 2023-2025

LINE ITEM SUMMARY

DEPARTMENT: PUBLIC WORKS

PROGRAM: 25040250 - STREET CAPITAL & RESTORATION

Account Number	Description	2018-19 Actual	2019-21 Actual	2021-23 Adopted	2021-23 Revised	2023-25 Adopted
<b>RESOURCES</b>						
25040250-412100	STREET CONNECTION FEES	\$ 5,100	\$ 68,244	\$ 40,000	\$ 40,000	\$ 40,000
25040250-424035	STATE GASOLINE TAX	1,200,000	1,732,000	1,440,000	1,440,000	1,784,100
25040250-424040	SURFACE TRANSPORTATION PROGRAM	2,192,080	17,948	1,560,000	1,560,000	3,761,900
25040250-469015	MISCELLANEOUS REVENUE	10,138	60,793	-	350,000	-
25040250-480100	INTEREST	105,186	156,412	46,700	46,700	48,000
25040250-496011	FROM: SEWER: ILFF TRANSFER	674,880	1,808,916	1,951,300	1,951,300	2,353,600
25040250-496151	FROM: WATER - ILFF TRANSFER	566,014	1,541,775	1,830,500	1,830,500	2,013,300
25040250-499050	BEGINNING BALANCE	4,473,096	5,297,963	6,346,800	6,346,800	10,727,600
<b>TOTAL RESOURCES</b>		<b>\$ 9,226,494</b>	<b>\$ 10,684,051</b>	<b>\$ 13,215,300</b>	<b>\$ 13,565,300</b>	<b>\$ 20,728,500</b>
<b>REQUIREMENTS</b>						
25040250-600400	CONTRACTUAL SERVICES	\$ 46,652	\$ 336,973	\$ 50,000	\$ 50,000	\$ 50,000
25040250-602405	STORMWATER MASTER PLAN	-	74,872	-	-	5,000
25040250-602700	SI TESTING/INSPECTION SVCS	-	-	10,000	10,000	10,000
25040250-602710	OUT OF WARRANTY WORK	-	27,834	20,000	20,000	20,000
25040250-610075	CREDIT CARD FEES	-	1,300	-	-	-
25040250-653300	TRAFFIC CALMING PROGRAM	-	12,600	20,000	20,000	20,000
25040250-670060	CAPITAL RECOVERY AGREEMENT-PMT	-	-	20,000	20,000	20,000
25040250-800100	SIDEWALK INFILL PROGRAM	-	6,162	30,000	30,000	30,000
25040250-800110	SLURRY SEAL	-	30,434	100,000	100,000	-
25040250-810000	SI-17-05-B WHITE OAK SUBDIV	23,471	-	-	-	-
25040250-830000	MS-19-01 MULTIMODAL ENVIRO INV	4,512	49,299	20,000	20,000	-
25040250-830001	MS-20-01 ADA SELF EVAL & PLAN	-	159,400	60,000	60,000	-
25040250-840030	ST-16-01 TRAN STOP PED IMP-PH2	38,883	-	-	-	-
25040250-840040	ST-17-01 OAK ST REHAB 34-38TH	827,254	(203,523)	-	-	-
25040250-840045	ST-17-02 GR PRAIRIE CW/WAVERLY	1,064	-	-	-	-
25040250-840055	ST-18-01 HILL ST QUEEN TO 24TH	1,095,219	(146,513)	-	-	-
25040250-840065	ST-18-02 SANTA MARIA ST IMP	76,128	816,620	-	-	-
25040250-840075	ST-18-03 24TH & GEARY CROSSING	108,844	-	-	-	-
25040250-840090	ST-19-03 HILL ST 24TH TO 34TH	1,627,745	(73,288)	-	-	-
25040250-840091	ST-19-04 LYON & ELLSWORTH MANH	58,759	392	-	-	-
25040250-840093	ST-20-01 9TH AVE STREET IMPROV	-	1,469,250	-	-	-
25040250-840094	ST-21-01 24TH AVE: JACKS-GEARY	-	1,522,157	1,850,000	1,850,000	-
25040250-840095	ST-21-02 DAVISON ST:14TH-16TH	-	48,282	200,000	200,000	-
25040250-840097	ST-19-06 1ST & BROADALBIN REP	-	77,381	-	-	-
25040250-840099	ST-20-03 ARTS TRAFFIC SIGNAL	-	100,950	45,000	45,000	347,400
25040250-840100	ST-22-01 QUEEN AVE REHAB	-	-	2,500,000	2,500,000	4,000,000
25040250-840101	ST-22-02 2022 ASPHALT SURFACE	-	-	500,000	500,000	-
25040250-840102	ST-22-03 LYON ST& 1ST AVE TURN	-	-	92,400	92,400	-
25040250-840104	ST-22-04 CHICAGO ST INFILL	-	-	115,400	115,400	-
25040250-840108	ST-23-01 WASHINGTON ST OVERLAY	-	-	1,013,000	1,013,000	1,013,000
25040250-840109	ST-23-02 2023 ASPHALT SURFACE	-	-	250,000	250,000	250,000
25040250-840110	ST-23-03 14TH AVE/CLAY/GEARY	-	-	2,987,000	2,987,000	2,950,000
25040250-840112	ST-22-10 QUEEN AVE RAIL XING	-	-	-	350,000	-
25040250-840116	ST-24-01 QUEEN AVE: 99E TO MAR	-	-	-	-	3,000,000
25040250-840117	ST-24-02 ELM:5TH-QUEEN	-	-	-	-	1,200,000
25040250-840118	ST-24-03 N. ALB RD-HWY20TORR	-	-	-	-	690,000
25040250-840119	ST-25-01 WAVERLY-14TH-QUEEN	-	-	-	-	992,000
25040250-840120	ST-25-02 ALBANY AVE RECON	-	-	-	-	2,200,000
25040250-840121	ST-25-03 SALEM AVE:UPRR-CL	-	-	-	-	1,750,000
25040250-840124	2024 ASPHALT SURFACE TP	-	-	-	-	400,000
25040250-840125	2025 ASPHALT SURFACE TP	-	-	-	-	250,000
25040250-850002	SD-21-01 HILL STORMW QUALITY	-	-	500,000	500,000	-
25040250-900060	RESERVE: CAPITAL PROJECTS	-	-	2,122,400	2,122,400	1,247,800
25040250-900505	RESERVE: ODOT SAFETY MATCH	-	-	30,000	30,000	-
25040250-900850	RESERVE: WAVERLY RH LANE MOD	-	-	203,300	203,300	203,300
25040250-909000	INTRAFUND TRANSFER OUT	-	20,000	-	-	-
25040250-909050	INTRAFUND TO: CAPITAL	-	-	80,000	80,000	80,000
25040250-912030	TO: GRANTS FUND	-	25,100	96,800	96,800	-
25040250-912130	TO: ALBANY TRANSIT SYSTEM	-	-	300,000	300,000	-
25040250-914002	TO: ADA CAPITAL PROGRAM	20,000	20,000	-	-	-
<b>TOTAL REQUIREMENTS</b>		<b>\$ 3,928,531</b>	<b>\$ 4,375,682</b>	<b>\$ 13,215,300</b>	<b>\$ 13,565,300</b>	<b>\$ 20,728,500</b>
<b>RESOURCES LESS REQUIREMENTS</b>		<b>\$ 5,297,963</b>	<b>\$ 6,308,369</b>	<b>\$ -</b>	<b>\$ -</b>	<b>\$ -</b>



**CITY OF ALBANY, OREGON**

**BIENNIUM 2023-2025**

LINE ITEM SUMMARY

DEPARTMENT: PUBLIC WORKS

PROGRAM: 25040255 - TRANSPORTATION SDC IMPROV FEE

Account Number	Description	2018-19 Actual	2019-21 Actual	2021-23 Adopted	2021-23 Revised	2023-25 Adopted
<b>RESOURCES</b>						
25040255-411050	SDC-I: TRANSPORTATION	\$ 957,061	\$ 1,338,829	\$ 1,000,000	\$ 1,000,000	\$ 1,200,000
25040255-413300	TRANSPORTATION SDC: PRINCIPAL	27,300	6,112	4,000	4,000	4,000
25040255-413305	TRANSPORTATION SDC: INTEREST	1,863	3,698	1,600	1,600	1,600
25040255-469015	MISCELLANEOUS REVENUE	-	9	-	-	-
25040255-480100	INTEREST	86,719	135,609	75,000	75,000	70,000
25040255-492110	FROM: ECONOMIC DEVELOPMENT	-	-	-	90,400	-
25040255-499050	BEGINNING BALANCE	4,055,375	4,101,369	4,044,800	4,044,800	5,546,600
<b>TOTAL RESOURCES</b>		<b>\$ 5,128,318</b>	<b>\$ 5,585,626</b>	<b>\$ 5,125,400</b>	<b>\$ 5,215,800</b>	<b>\$ 6,822,200</b>
<b>REQUIREMENTS</b>						
25040255-610075	CREDIT CARD FEES	\$ 8,687	\$ 8,315	\$ 16,000	\$ 16,000	\$ 20,000
25040255-800001	HWY 20 CORRIDOR & DOWNTOWN REF	-	-	250,000	250,000	250,000
25040255-840015	ST-13-05 CORVALLIS ALBANY PATH	-	-	304,500	304,500	304,500
25040255-840030	ST-16-01 TRAN STOP PED IMP-PH2	76,300	-	-	-	-
25040255-840055	ST-18-01 HILL ST QUEEN TO 24TH	190,490	146,696	-	-	-
25040255-840065	ST-18-02 SANTA MARIA ST IMP	75,248	421,300	-	-	-
25040255-840075	ST-18-03 24TH & GEARY CROSSING	8,066	-	-	-	-
25040255-840085	ST-19-01 CROCKER & GIBSON STOP	68,158	725,410	-	-	-
25040255-840090	ST-19-03 HILL ST 24TH TO 34TH	-	421,300	-	-	-
25040255-840103	ST-22-03 LYON ST& 1ST AVE TURN	-	-	27,600	27,600	-
25040255-840120	ST-25-02 ALBANY AVE RECON	-	-	-	-	420,000
25040255-900060	RESERVE: CAPITAL PROJECTS	-	-	4,148,200	4,238,600	5,827,700
25040255-912030	TO: GRANTS FUND	-	-	379,100	379,100	-
25040255-912110	TO: ECONOMIC DEVELOPMENT FUND	600,000	-	-	-	-
<b>TOTAL REQUIREMENTS</b>		<b>\$ 1,026,949</b>	<b>\$ 1,723,021</b>	<b>\$ 5,125,400</b>	<b>\$ 5,215,800</b>	<b>\$ 6,822,200</b>
<b>RESOURCES LESS REQUIREMENTS</b>		<b>\$ 4,101,369</b>	<b>\$ 3,862,605</b>	<b>\$ -</b>	<b>\$ -</b>	<b>\$ -</b>





**CITY OF ALBANY, OREGON**

**BIENNIUM 2023-2025**

LINE ITEM SUMMARY

DEPARTMENT: PUBLIC WORKS

PROGRAM: 25040260 - TRANSPORTATION SDC REIMB FEE

Account Number	Description	2018-19 Actual	2019-21 Actual	2021-23 Adopted	2021-23 Revised	2023-25 Adopted
<b>RESOURCES</b>						
25040260-411051	SDC-R: TRANSPORTATION	\$ 208,020	\$ 277,090	\$ 300,000	\$ 300,000	\$ 300,000
25040260-413300	TRANSPORTATION SDC: PRINCIPAL	-	-	600	600	600
25040260-413305	TRANSPORTATION SDC: INTEREST	-	-	200	200	200
25040260-480100	INTEREST	13,859	40,654	36,000	36,000	12,000
25040260-499050	BEGINNING BALANCE	537,106	756,572	1,249,400	1,249,400	1,517,000
<b>TOTAL RESOURCES</b>		<b>\$ 758,985</b>	<b>\$ 1,074,316</b>	<b>\$ 1,586,200</b>	<b>\$ 1,586,200</b>	<b>\$ 1,829,800</b>
<b>REQUIREMENTS</b>						
25040260-610075	CREDIT CARD FEES	\$ 2,413	\$ 15,593	\$ 16,000	\$ 16,000	\$ 16,000
25040260-840120	ST-25-02 ALBANY AVE RECON	-	-	-	-	480,000
25040260-900060	RESERVE: CAPITAL PROJECTS	-	-	1,570,200	1,570,200	1,033,800
25040260-909052	INTRAFUND TO ADA CAPITAL	-	-	-	-	300,000
<b>TOTAL REQUIREMENTS</b>		<b>\$ 2,413</b>	<b>\$ 15,593</b>	<b>\$ 1,586,200</b>	<b>\$ 1,586,200</b>	<b>\$ 1,829,800</b>
<b>RESOURCES LESS REQUIREMENTS</b>		<b>\$ 756,572</b>	<b>\$ 1,058,723</b>	<b>\$ -</b>	<b>\$ -</b>	<b>\$ -</b>



**CITY OF ALBANY, OREGON**

**BIENNIUM 2023-2025**

LINE ITEM SUMMARY

DEPARTMENT: PUBLIC WORKS

PROGRAM: 25040265 - ADA CAPITAL PROJECTS

Account Number	Description	2018-19 Actual	2019-21 Actual	2021-23 Adopted	2021-23 Revised	2023-25 Adopted
<b>RESOURCES</b>						
25040265-480100	INTEREST	\$ 2,238	\$ 4,483	\$ 4,000	\$ 4,000	\$ 2,000
25040265-490900	INTRAFUND TRANSFER IN	-	20,000	-	-	300,000
25040265-490950	INTRAFUND FROM: CAPITAL	-	-	80,000	80,000	80,000
25040265-492501	FROM: STREET CAPITAL	20,000	20,000	-	-	-
25040265-499050	BEGINNING BALANCE	90,433	112,671	137,400	137,400	155,400
<b>TOTAL RESOURCES</b>		<b>\$ 112,671</b>	<b>\$ 157,154</b>	<b>\$ 221,400</b>	<b>\$ 221,400</b>	<b>\$ 537,400</b>
<b>REQUIREMENTS</b>						
25040265-700566	WASHINGTON ST ADA IMPROVEMENTS	\$ -	\$ -	\$ 164,000	\$ 164,000	\$ 100,000
25040265-800109	ACCESSIBILITY PRGORAM	-	-	-	-	300,000
25040265-840098	ST-20-02 ADA QUEEN & WAVERLY	-	19,102	-	-	-
25040265-900000	RESERVE: ALBANY TRANSIT	-	-	15,000	15,000	15,000
25040265-900060	RESERVE: CAPITAL PROJECTS	-	-	42,400	42,400	122,400
<b>TOTAL REQUIREMENTS</b>		<b>\$ -</b>	<b>\$ 19,102</b>	<b>\$ 221,400</b>	<b>\$ 221,400</b>	<b>\$ 537,400</b>
<b>RESOURCES LESS REQUIREMENTS</b>		<b>\$ 112,671</b>	<b>\$ 138,052</b>	<b>\$ -</b>	<b>\$ -</b>	<b>\$ -</b>



**CITY OF ALBANY, OREGON**

**BIENNIUM 2023-2025**

LINE ITEM SUMMARY

DEPARTMENT: PUBLIC WORKS

PROGRAM: 25046210 - STREET MAINT IT EQUIP REPL

Account Number	Description	2018-19 Actual	2019-21 Actual	2021-23 Adopted	2021-23 Revised	2023-25 Adopted
<b>RESOURCES</b>						
25046210-439115	IT EQUIP REPLACEMENT CHARGES	\$ -	\$ 1,550	\$ 2,200	\$ 2,200	\$ 2,200
25046210-480100	INTEREST	-	74	-	-	200
25046210-492170	FROM: EQUIPMENT REPLACEMENT	-	10,277	-	-	-
25046210-499050	BEGINNING BALANCE	-	-	11,800	11,800	14,300
<b>TOTAL RESOURCES</b>		<b>\$ -</b>	<b>\$ 11,901</b>	<b>\$ 14,000</b>	<b>\$ 14,000</b>	<b>\$ 16,700</b>
<b>REQUIREMENTS</b>						
25046210-606002	MINOR IT EQ: DESKTOP	\$ -	\$ -	\$ 5,200	\$ 5,200	\$ 1,500
25046210-900140	RESERVE: IT EQUIPMENT REPLACE	-	-	8,800	8,800	15,200
<b>TOTAL REQUIREMENTS</b>		<b>\$ -</b>	<b>\$ -</b>	<b>\$ 14,000</b>	<b>\$ 14,000</b>	<b>\$ 16,700</b>
<b>RESOURCES LESS REQUIREMENTS</b>		<b>\$ -</b>	<b>\$ 11,901</b>	<b>\$ -</b>	<b>\$ -</b>	<b>-</b>



**CITY OF ALBANY, OREGON**

**BIENNIUM 2023-2025**

LINE ITEM SUMMARY

DEPARTMENT: PUBLIC WORKS

PROGRAM: 25047210 - STREET MAINT EQUIP REPLACE

Account Number	Description	2018-19 Actual	2019-21 Actual	2021-23 Adopted	2021-23 Revised	2023-25 Adopted
<b>RESOURCES</b>						
25047210-439110	EQUIPMENT REPLACEMENT CHARGES	\$ -	\$ 75,000	\$ 100,000	\$ 100,000	\$ 200,000
25047210-480100	INTEREST	-	15,900	9,200	9,200	6,000
25047210-492170	FROM: EQUIPMENT REPLACEMENT	-	719,021	-	-	-
25047210-499050	BEGINNING BALANCE	-	-	805,400	805,400	668,500
<b>TOTAL RESOURCES</b>		<b>\$ -</b>	<b>\$ 809,921</b>	<b>\$ 914,600</b>	<b>\$ 914,600</b>	<b>\$ 874,500</b>
<b>REQUIREMENTS</b>						
25047210-610430	MINOR EQUIPMENT	\$ -	\$ -	\$ 10,000	\$ 10,000	\$ 56,500
25047210-700000	CAPITAL EQUIPMENT	-	-	220,000	220,000	270,000
25047210-900135	RESERVE: EQUIPMENT REPLACEMENT	-	-	684,600	684,600	548,000
<b>TOTAL REQUIREMENTS</b>		<b>\$ -</b>	<b>\$ -</b>	<b>\$ 914,600</b>	<b>\$ 914,600</b>	<b>\$ 874,500</b>
<b>RESOURCES LESS REQUIREMENTS</b>		<b>\$ -</b>	<b>\$ 809,921</b>	<b>\$ -</b>	<b>\$ -</b>	<b>\$ -</b>



# Debt Service

---

The Debt Service Fund accumulates resources and accounts for the payment of general long-term debt principal and interest. This does not include general obligation debt that is funded by the collection of property tax revenue. The only current obligation is the 2002 Limited Tax Pension Bonds.

## Resources

The pension bonds are funded through an assessment on all city programs with personnel costs that is proportionate to its Public Employment Retirement System (PERS)-eligible payroll that is represented as a charge for service.

## Requirements

These bonds were used to finance a portion of the estimated unfunded actuarial liability with Oregon PERS. Expenses include debt service principal and interest payments. These bonds will mature in FY 2028.

## Opportunities/Challenges

While navigating the potential closing of the only debt service program soon, the structure of the repayment schedule leaves a gap year in FY 2024-25, where there is no principal payment. Future reserves are planned to increase in the next few years, only to be relieved through sunseting of the debt while causing minimal impact to department assessments. Reserves will now be held at least to 25 percent of current obligations to accommodate future planning and mitigate any fluctuations or interruptions in funding.



**CITY OF ALBANY, OREGON**  
**BIENNIUM 2023-2025**

FUND SUMMARY

FUND: DEBT SERVICE

Description	2018-19 Actual	2019-21 Actual	2021-23 Adopted	2021-23 Revised	2023-25 Proposed	2023-25 Approved	2023-25 Adopted
<b>RESOURCES</b>							
BEGINNING BALANCE	\$ 192,194	\$ 18,560	\$ 220,000	\$ 220,000	\$ 190,000	\$ 190,000	\$ 190,000
CHARGES FOR SERVICES	705,000	1,516,200	1,640,300	1,640,300	1,100,000	1,100,000	1,100,000
INVESTMENT EARNINGS	5,635	23,583	14,000	14,000	4,000	4,000	4,000
TRANSFERS IN	-	351,419	-	-	-	-	-
INTRAFUND TRANSFERS	-	28	-	-	-	-	-
<b>TOTAL RESOURCES</b>	<b>\$ 902,829</b>	<b>\$ 1,909,790</b>	<b>\$ 1,874,300</b>	<b>\$ 1,874,300</b>	<b>\$ 1,294,000</b>	<b>\$ 1,294,000</b>	<b>\$ 1,294,000</b>
<b>REQUIREMENTS</b>							
2002 LTD TAX PENSION BONDS	\$ 705,125	\$ 1,515,538	\$ 1,874,300	\$ 1,874,300	\$ 1,294,000	\$ 1,294,000	\$ 1,294,000
2004 REVENUE OBLIGATIONS	179,144	182,000	-	-	-	-	-
INTRAFUND TRANSFERS	-	28	-	-	-	-	-
	<b>\$ 884,269</b>	<b>\$ 1,697,566</b>	<b>\$ 1,874,300</b>	<b>\$ 1,874,300</b>	<b>\$ 1,294,000</b>	<b>\$ 1,294,000</b>	<b>\$ 1,294,000</b>
<b>RESOURCES LESS REQUIREMENTS</b>	<b>\$ 18,560</b>	<b>\$ 212,224</b>	<b>\$ -</b>	<b>\$ -</b>	<b>\$ -</b>	<b>\$ -</b>	<b>\$ -</b>



**CITY OF ALBANY, OREGON**

**BIENNIUM 2023-2025**

LINE ITEM SUMMARY

DEPARTMENT: FINANCE

PROGRAM: 30110030 - 2002 LTD TAX PENSION BONDS

Account Number	Description	2018-19 Actual	2019-21 Actual	2021-23 Adopted	2021-23 Revised	2023-25 Adopted
<b>RESOURCES</b>						
30110030-439000	DEPARTMENTAL CHARGES	\$ 705,000	\$ 1,516,200	\$ 1,640,300	\$ 1,640,300	\$ 1,100,000
30110030-480100	INTEREST	8,419	19,652	14,000	14,000	4,000
30110030-499050	BEGINNING BALANCE	-	-	-	-	190,000
30110030-499100	RESERVED BEGINNING BALANCE	194,128	202,421	220,000	220,000	-
<b>TOTAL RESOURCES</b>		<b>\$ 907,547</b>	<b>\$ 1,738,273</b>	<b>\$ 1,874,300</b>	<b>\$ 1,874,300</b>	<b>\$ 1,294,000</b>
<b>REQUIREMENTS</b>						
30110030-909000	INTRAFUND TRANSFER OUT	\$ -	\$ 28	\$ -	\$ -	\$ -
30110030-920000	BOND PRINCIPAL DEBT	111,145	619,603	1,130,000	1,130,000	685,000
30110030-930000	BOND INTEREST	593,980	895,935	532,300	532,300	370,000
30110030-980000	RESERVE: DEBT SERVICE	-	-	212,000	212,000	239,000
<b>TOTAL REQUIREMENTS</b>		<b>\$ 705,125</b>	<b>\$ 1,515,566</b>	<b>\$ 1,874,300</b>	<b>\$ 1,874,300</b>	<b>\$ 1,294,000</b>
<b>RESOURCES LESS REQUIREMENTS</b>		<b>\$ 202,422</b>	<b>\$ 222,707</b>	<b>\$ -</b>	<b>\$ -</b>	<b>\$ -</b>



**CITY OF ALBANY, OREGON**

**BIENNIUM 2023-2025**

LINE ITEM SUMMARY

DEPARTMENT: FINANCE

PROGRAM: 30110035 - 2004 REVENUE OBLIGATIONS

Account Number	Description	2018-19 Actual	2019-21 Actual	2021-23 Adopted	2021-23 Revised	2023-25 Adopted
<b>RESOURCES</b>						
30110035-480100	INTEREST	\$ (2,783)	\$ 3,931	\$ -	\$ -	\$ -
30110035-492020	FROM: PARKS FUND	-	351,417	-	-	-
30110035-499050	BEGINNING BALANCE	(1,905)	(183,831)	-	-	-
<b>TOTAL RESOURCES</b>		<b>\$ (4,688)</b>	<b>\$ 171,517</b>	<b>\$ -</b>	<b>\$ -</b>	<b>\$ -</b>
<b>REQUIREMENTS</b>						
30110035-600100	BOND REGISTRATION COSTS	\$ 750	\$ -	\$ -	\$ -	\$ -
30110035-920000	BOND PRINCIPAL DEBT	165,000	175,000	-	-	-
30110035-930000	BOND INTEREST	13,394	7,000	-	-	-
<b>TOTAL REQUIREMENTS</b>		<b>\$ 179,144</b>	<b>\$ 182,000</b>	<b>\$ -</b>	<b>\$ -</b>	<b>\$ -</b>
<b>RESOURCES LESS REQUIREMENTS</b>		<b>\$ (183,832)</b>	<b>\$ (10,483)</b>	<b>\$ -</b>	<b>\$ -</b>	<b>\$ -</b>





# CITY OF ALBANY, OREGON

BIENNIUM 2023-2025

LINE ITEM SUMMARY

DEPARTMENT: FINANCE

PROGRAM: 30110060 - PUBLIC SAFETY FACILITIES BONDS

Account Number	Description	2018-19 Actual	2019-21 Actual	2021-23 Adopted	2021-23 Revised	2023-25 Adopted
<b>RESOURCES</b>						
30110060-493030	FROM: GENERAL OBLIGATION DEBT	\$ -	\$ 2	\$ -	\$ -	\$ -
30110060-499050	BEGINNING BALANCE		(2)	-	-	-
<b>TOTAL RESOURCES</b>		<b>\$ (2)</b>	<b>\$ -</b>	<b>\$ -</b>	<b>\$ -</b>	<b>\$ -</b>



# CITY OF ALBANY, OREGON

BIENNIUM 2023-2025

LINE ITEM SUMMARY

DEPARTMENT: FINANCE

PROGRAM: 30110999 - 2007 GO REFUNDING

Account Number	Description	2018-19 Actual	2019-21 Actual	2021-23 Adopted	2021-23 Revised	2023-25 Adopted
<b>RESOURCES</b>						
30110999-480100	INTEREST	\$ (1)	\$ -	\$ -	\$ -	\$ -
30110999-490900	INTRAFUND TRANSFER IN	-	28	-	-	-
30110999-499050	BEGINNING BALANCE	(27)	(28)	-	-	-
<b>TOTAL RESOURCES</b>		<b>\$ (28)</b>	<b>\$ -</b>	<b>\$ -</b>	<b>\$ -</b>	<b>\$ -</b>



# General Obligation Debt Service

---

The General Obligation Debt Service Fund accumulates resources and accounts for the payment of general obligation long-term debt principal and interest that is funded by property tax revenue. There is currently only the 2015 Public Safety Facilities Bonds obligation that was approved by voters in the May 2015 election. It will mature in FY 2034-35.

## Resources

These bonds are funded through an assessment on all city property and remitted by the county through its property tax collection process.

## Requirements

This activity provides for payment of the principal and interest on the GO series 2015 Public Safety Facilities Bonds used for the construction of new police and fire stations.

## Opportunities/Challenges

As the debt service requirement is funded by property taxes, consideration must be given to future impacts on property values and compression. Due to this, reserves will be held to at least 25 percent of current obligations. The City will monitor the net position and only request approximate property tax levels needed to meet obligation requirements in congruence with reserve levels already held, which could result in property tax revenue requests to the county less than required obligations.



**CITY OF ALBANY, OREGON**  
**BIENNIUM 2023-2025**

**FUND SUMMARY**

**FUND: GENERAL OBLIGATION DEBT SERVIC**

Description	2018-19 Actual	2019-21 Actual	2021-23 Adopted	2021-23 Revised	2023-25 Proposed	2023-25 Approved	2023-25 Adopted
<b>RESOURCES</b>							
BEGINNING BALANCE	\$ 208,491	\$ 311,505	\$ 599,100	\$ 599,100	\$ 295,000	\$ 295,000	\$ 295,000
PROPERTY TAXES	1,160,926	2,521,683	2,068,600	2,068,600	2,531,500	2,531,500	2,531,500
INVESTMENT EARNINGS	13,762	36,884	10,000	10,000	10,000	10,000	10,000
<b>TOTAL RESOURCES</b>	<b>\$ 1,383,179</b>	<b>\$ 2,870,072</b>	<b>\$ 2,677,700</b>	<b>\$ 2,677,700</b>	<b>\$ 2,836,500</b>	<b>\$ 2,836,500</b>	<b>\$ 2,836,500</b>
<b>REQUIREMENTS</b>							
PUBLIC SAFETY FACILITIES BONDS	\$ 1,071,675	\$ 2,251,550	\$ 2,677,700	\$ 2,677,700	\$ 2,836,500	\$ 2,836,500	\$ 2,836,500
TRANSFERS OUT	-	2	-	-	-	-	-
	<b>\$ 1,071,675</b>	<b>\$ 2,251,552</b>	<b>\$ 2,677,700</b>	<b>\$ 2,677,700</b>	<b>\$ 2,836,500</b>	<b>\$ 2,836,500</b>	<b>\$ 2,836,500</b>
<b>RESOURCES LESS REQUIREMENTS</b>	<b>\$ 311,504</b>	<b>\$ 618,520</b>	<b>\$ -</b>	<b>\$ -</b>	<b>\$ -</b>	<b>\$ -</b>	<b>\$ -</b>



# CITY OF ALBANY, OREGON

BIENNIUM 2023-2025

LINE ITEM SUMMARY

DEPARTMENT: FINANCE

PROGRAM: 30310060 - PUBLIC SAFETY FACILITIES BONDS

Account Number	Description	2018-19 Actual	2019-21 Actual	2021-23 Adopted	2021-23 Revised	2023-25 Adopted
<b>RESOURCES</b>						
30310060-400500	PROPERTY TAXES - CURRENT	\$ 1,090,129	\$ 2,477,727	\$ 2,043,600	\$ 2,043,600	\$ 2,506,500
30310060-400510	PROPERTY TAXES - DELINQUENT	70,797	43,956	25,000	25,000	25,000
30310060-480100	INTEREST	13,762	36,884	10,000	10,000	10,000
30310060-499050	BEGINNING BALANCE	208,491	311,505	599,100	599,100	295,000
<b>TOTAL RESOURCES</b>		<b>\$ 1,383,179</b>	<b>\$ 2,870,072</b>	<b>\$ 2,677,700</b>	<b>\$ 2,677,700</b>	<b>\$ 2,836,500</b>
<b>REQUIREMENTS</b>						
30310060-600110	BOND ADMINISTRATION FEES	\$ -	\$ 1,200	\$ 1,600	\$ 1,600	\$ -
30310060-913010	TO: DEBT SERVICE FUND	-	2	-	-	-
30310060-920000	BOND PRINCIPAL DEBT	465,000	1,095,000	1,310,000	1,310,000	1,560,000
30310060-930000	BOND INTEREST	606,675	1,155,350	1,063,600	1,063,600	946,500
30310060-980000	RESERVE: DEBT SERVICE	-	-	302,500	302,500	330,000
<b>TOTAL REQUIREMENTS</b>		<b>\$ 1,071,675</b>	<b>\$ 2,251,552</b>	<b>\$ 2,677,700</b>	<b>\$ 2,677,700</b>	<b>\$ 2,836,500</b>
<b>RESOURCES LESS REQUIREMENTS</b>		<b>\$ 311,504</b>	<b>\$ 618,520</b>	<b>\$ -</b>	<b>\$ -</b>	<b>\$ -</b>



# Capital Projects

---

The Capital Projects Fund accounts for the financing and construction of capital projects for the city's governmental funds. Programs include local improvement districts and the procurement and implementation of new enterprise resource planning software.

## Resources

Funding for large projects is typically earned in the first year of the project and subsequent funding is shown as carried over beginning balance. Depending on their type, capital projects are typically funded by financing debt or internally covered by department programs. Certain unbonded assessments and sale of properties are also revenues recognized in this fund.

## Requirements

Requirements are generally for acquisition and construction of major capital projects. Due to an interfund loan, certain revenues are returned to the Economic Development Fund in the form of transfers.

## Opportunities/Challenges

Capital projects are always needed to support and improve City operations. However, the ability to fund capital projects is becoming increasingly difficult as operating budgets become tighter. Debt issued projects can be challenging to get approved, as the City Charter requires that they be voted on by the citizens. Even if the opportunity presented itself, most operating programs could not support the future annual debt service payment.



**CITY OF ALBANY, OREGON**  
**BIENNIUM 2023-2025**

FUND SUMMARY

FUND: CAPITAL PROJECTS

Description	2018-19 Actual	2019-21 Actual	2021-23 Adopted	2021-23 Revised	2023-25 Proposed	2023-25 Approved	2023-25 Adopted
<b>RESOURCES</b>							
BEGINNING BALANCE	\$ 1,837,043	\$ 836,715	\$ 1,069,700	\$ 1,069,700	\$ 100,000	\$ 100,000	\$ 100,000
OTHER RESOURCES	1,838,175	466,385	220,200	220,200	1,245,700	1,245,700	1,245,700
INVESTMENT EARNINGS	60,670	35,026	10,000	10,000	1,000	1,000	1,000
TRANSFERS IN	-	286,287	-	-	-	-	-
<b>TOTAL RESOURCES</b>	<b>\$ 3,735,888</b>	<b>\$ 1,624,413</b>	<b>\$ 1,299,900</b>	<b>\$ 1,299,900</b>	<b>\$ 1,346,700</b>	<b>\$ 1,346,700</b>	<b>\$ 1,346,700</b>
<b>REQUIREMENTS</b>							
ALBANY DATA INTEGRATION PROJ	\$ 164,199	\$ 167,815	\$ 124,500	\$ 124,500	\$ 100,000	\$ 100,000	\$ 100,000
LID CONSTRUCTION PROJECTS	55,638	74,098	955,200	955,200	720,500	720,500	720,500
PUBLIC SAFETY FACILITIES	246,037	71,538	-	-	-	-	-
TRANSFERS OUT	2,433,300	238,300	220,200	220,200	526,200	526,200	526,200
	<b>\$ 2,899,174</b>	<b>\$ 551,751</b>	<b>\$ 1,299,900</b>	<b>\$ 1,299,900</b>	<b>\$ 1,346,700</b>	<b>\$ 1,346,700</b>	<b>\$ 1,346,700</b>
<b>RESOURCES LESS REQUIREMENTS</b>	<b>\$ 836,714</b>	<b>\$ 1,072,662</b>	<b>\$ -</b>	<b>\$ -</b>	<b>\$ -</b>	<b>\$ -</b>	<b>\$ -</b>



**CITY OF ALBANY, OREGON**

**BIENNIUM 2023-2025**

LINE ITEM SUMMARY

DEPARTMENT: FINANCE

PROGRAM: 40210020 - ALBANY DATA INTEGRATION PROJ

Account Number	Description	2018-19 Actual	2019-21 Actual	2021-23 Adopted	2021-23 Revised	2023-25 Adopted
<b>RESOURCES</b>						
40210020-469015	MISCELLANEOUS REVENUE	\$ -	\$ 293	\$ -	\$ -	\$ -
40210020-480100	INTEREST	6,928	3,295	-	-	-
40210020-492170	FROM: EQUIPMENT REPLACEMENT	-	127,000	-	-	-
40210020-499050	BEGINNING BALANCE	311,540	154,269	124,500	124,500	100,000
<b>TOTAL RESOURCES</b>		<b>\$ 318,468</b>	<b>\$ 284,857</b>	<b>\$ 124,500</b>	<b>\$ 124,500</b>	<b>\$ 100,000</b>
<b>REQUIREMENTS</b>						
40210020-700010	ALBANY DATA INTEGRATION PROJ	\$ 164,199	\$ 167,815	\$ 124,500	\$ 124,500	\$ 100,000
<b>TOTAL REQUIREMENTS</b>		<b>\$ 164,199</b>	<b>\$ 167,815</b>	<b>\$ 124,500</b>	<b>\$ 124,500</b>	<b>\$ 100,000</b>
<b>RESOURCES LESS REQUIREMENTS</b>		<b>\$ 154,269</b>	<b>\$ 117,042</b>	<b>\$ -</b>	<b>\$ -</b>	<b>\$ -</b>





**CITY OF ALBANY, OREGON**  
**BIENNIUM 2023-2025**

LINE ITEM SUMMARY

DEPARTMENT: FINANCE

PROGRAM: 40210025 - LID CONSTRUCTION PROJECTS

Account Number	Description	2018-19 Actual	2019-21 Actual	2021-23 Adopted	2021-23 Revised	2023-25 Adopted
<b>RESOURCES</b>						
40210025-450010	FINANCED ASMNTS: PRINCIPAL	\$ 135,091	\$ -	\$ -	\$ -	\$ -
40210025-450015	FINANCED ASMNTS: INTEREST	20,145	-	-	-	-
40210025-450110	UNBONDED ASMNTS: PRINCIPAL	70,900	-	66,600	66,600	33,300
40210025-469015	MISCELLANEOUS REVENUE	43,054	1,950	-	-	89,800
40210025-469100	SALE OF LAND/BUILDING	1,553,887	464,142	153,600	153,600	1,122,600
40210025-480100	INTEREST	40,714	31,887	10,000	10,000	1,000
40210025-480900	INTEREST: FAIR MARKET VALUE	-	3,769	-	-	-
40210025-499050	BEGINNING BALANCE	1,391,899	766,752	945,200	945,200	-
<b>TOTAL RESOURCES</b>		<b>\$ 3,255,690</b>	<b>\$ 1,268,500</b>	<b>\$ 1,175,400</b>	<b>\$ 1,175,400</b>	<b>\$ 1,246,700</b>
<b>REQUIREMENTS</b>						
40210025-670000	MISCELLANEOUS EXPENDITURES	\$ -	\$ 74,098	\$ -	\$ -	\$ -
40210025-840035	ST-16-02 CROCKER & VALLEY VIEW	55,638	-	-	-	-
40210025-900060	RESERVE: CAPITAL PROJECTS	-	-	955,200	955,200	720,500
40210025-911006	TO: LITIGATION PROCEEDS	2,433,300	-	-	-	-
40210025-912110	TO: ECONOMIC DEVELOPMENT FUND	-	238,300	220,200	220,200	526,200
<b>TOTAL REQUIREMENTS</b>		<b>\$ 2,488,938</b>	<b>\$ 312,398</b>	<b>\$ 1,175,400</b>	<b>\$ 1,175,400</b>	<b>\$ 1,246,700</b>
<b>RESOURCES LESS REQUIREMENTS</b>		<b>\$ 766,752</b>	<b>\$ 956,102</b>	<b>\$ -</b>	<b>\$ -</b>	<b>\$ -</b>



**CITY OF ALBANY, OREGON**

**BIENNIUM 2023-2025**

LINE ITEM SUMMARY

DEPARTMENT: FINANCE

PROGRAM: 40210065 - PUBLIC SAFETY FACILITIES

Account Number	Description	2018-19 Actual	2019-21 Actual	2021-23 Adopted	2021-23 Revised	2023-25 Adopted
<b>RESOURCES</b>						
40210065-469015	MISCELLANEOUS REVENUE	\$ 15,098	\$ -	\$ -	\$ -	-
40210065-480100	INTEREST	13,028	(3,925)	-	-	-
40210065-492170	FROM: EQUIPMENT REPLACEMENT	-	159,287	-	-	-
40210065-499050	BEGINNING BALANCE	133,604	(84,306)	-	-	-
<b>TOTAL RESOURCES</b>		<b>\$ 161,730</b>	<b>\$ 71,056</b>	<b>\$ -</b>	<b>\$ -</b>	<b>-</b>
<b>REQUIREMENTS</b>						
40210065-600400	CONTRACTUAL SERVICES	\$ 21,690	\$ 71,538	\$ -	\$ -	-
40210065-602615	PUBLIC SAFETY BUILDING DESIGN	39,115	-	-	-	-
40210065-700160	FIRE CONSTRUCTION	113,639	-	-	-	-
40210065-700165	FIRE FURNISHINGS/TRIM	8,012	-	-	-	-
40210065-700520	POLICE CONSTRUCTION	63,209	-	-	-	-
40210065-700525	POLICE FURNISHINGS/TRIM	372	-	-	-	-
<b>TOTAL REQUIREMENTS</b>		<b>\$ 246,037</b>	<b>\$ 71,538</b>	<b>\$ -</b>	<b>\$ -</b>	<b>-</b>
<b>RESOURCES LESS REQUIREMENTS</b>		<b>\$ (84,307)</b>	<b>\$ (482)</b>	<b>\$ -</b>	<b>\$ -</b>	<b>-</b>



# Library Trust

---

The Library Trust Fund consists of two programs that account for endowments and the interest received on those balances. The Veda Torney trust, established on March 31, 1977, endowed \$10,000 solely for the purchase of children's picture books. Established on June 11, 1975, The Olive Manela trust provided an endowment of \$69,500. Interest is to be spent on religious, educational, scientific, or technical books.

## Revenues

The corpus of each endowment is held in trust. Investment earnings are available for designated expenditures.

## Expenses

Only designated materials may be purchased using trust funds. See above for more details.

## Opportunities/Challenges

The library, like the rest of the General Fund, is experiencing budget issues: revenues are not keeping up with expenditures. This means the library has had to cut its materials budget. Other sources of funding are necessary to purchase new books, including these trust funds.



**CITY OF ALBANY, OREGON**  
**BIENNIUM 2023-2025**

FUND SUMMARY

FUND: LIBRARY TRUST

Description	2018-19 Actual	2019-21 Actual	2021-23 Adopted	2021-23 Revised	2023-25 Proposed	2023-25 Approved	2023-25 Adopted
<b>RESOURCES</b>							
BEGINNING BALANCE	\$ 83,316	\$ 85,067	\$ 87,500	\$ 87,500	\$ 87,500	\$ 87,500	\$ 87,500
OTHER RESOURCES	-	1	-	-	-	-	-
INVESTMENT EARNINGS	1,797	2,966	1,200	1,200	1,200	1,200	1,200
<b>TOTAL RESOURCES</b>	<b>\$ 85,113</b>	<b>\$ 88,034</b>	<b>\$ 88,700</b>	<b>\$ 88,700</b>	<b>\$ 88,700</b>	<b>\$ 88,700</b>	<b>\$ 88,700</b>
<b>REQUIREMENTS</b>							
V.O. TORNEY TRUST	\$ -	\$ -	\$ 4,600	\$ 4,600	\$ 4,600	\$ 4,600	\$ 4,600
MANELA TRUST	47	40	4,600	4,600	4,600	4,600	4,600
UNAPPROPRIATED TRUST BALANCE	-	-	79,500	79,500	79,500	79,500	79,500
	<b>\$ 47</b>	<b>\$ 40</b>	<b>\$ 88,700</b>	<b>\$ 88,700</b>	<b>\$ 88,700</b>	<b>\$ 88,700</b>	<b>\$ 88,700</b>
<b>RESOURCES LESS REQUIREMENTS</b>	<b>\$ 85,066</b>	<b>\$ 87,994</b>	<b>\$ -</b>	<b>\$ -</b>	<b>\$ -</b>	<b>\$ -</b>	<b>\$ -</b>



**CITY OF ALBANY, OREGON**

**BIENNIUM 2023-2025**

LINE ITEM SUMMARY

DEPARTMENT: LIBRARY

PROGRAM: 50255801 - V.O. TORNEY TRUST

Account Number	Description	2018-19 Actual	2019-21 Actual	2021-23 Adopted	2021-23 Revised	2023-25 Adopted
<b>RESOURCES</b>						
50255801-480100	INTEREST	\$ 274	\$ 510	\$ 200	\$ 200	\$ 200
50255801-499050	BEGINNING BALANCE	-	3,995	4,400	4,400	4,400
50255801-499900	BEGINNING BAL: HELD IN TRUST	13,721	10,000	10,000	10,000	10,000
<b>TOTAL RESOURCES</b>		<b>\$ 13,995</b>	<b>\$ 14,505</b>	<b>\$ 14,600</b>	<b>\$ 14,600</b>	<b>\$ 14,600</b>
<b>REQUIREMENTS</b>						
50255801-613505	CIRCULATING MATERIALS	\$ -	\$ -	\$ 4,600	\$ 4,600	\$ 4,600
50255801-995000	UNAPPROPRIATED SURPLUS	-	-	10,000	10,000	10,000
<b>TOTAL REQUIREMENTS</b>		<b>\$ -</b>	<b>\$ -</b>	<b>\$ 14,600</b>	<b>\$ 14,600</b>	<b>\$ 14,600</b>
<b>RESOURCES LESS REQUIREMENTS</b>		<b>\$ 13,995</b>	<b>\$ 14,505</b>	<b>\$ -</b>	<b>\$ -</b>	<b>\$ -</b>



**CITY OF ALBANY, OREGON**

**BIENNIUM 2023-2025**

LINE ITEM SUMMARY

DEPARTMENT: LIBRARY

PROGRAM: 50255802 - MANELA TRUST

Account Number	Description	2018-19 Actual	2019-21 Actual	2021-23 Adopted	2021-23 Revised	2023-25 Adopted
<b>RESOURCES</b>						
50255802-469015	MISCELLANEOUS REVENUE	\$ -	\$ 1	\$ -	\$ -	\$ -
50255802-480100	INTEREST	1,523	2,456	1,000	1,000	1,000
50255802-499050	BEGINNING BALANCE	-	1,572	3,600	3,600	3,600
50255802-499900	BEGINNING BAL: HELD IN TRUST	69,595	69,500	69,500	69,500	69,500
<b>TOTAL RESOURCES</b>		<b>\$ 71,118</b>	<b>\$ 73,529</b>	<b>\$ 74,100</b>	<b>\$ 74,100</b>	<b>\$ 74,100</b>
<b>REQUIREMENTS</b>						
50255802-613505	CIRCULATING MATERIALS	\$ 47	\$ 40	\$ 4,600	\$ 4,600	\$ 4,600
50255802-995000	UNAPPROPRIATED SURPLUS	-	-	69,500	69,500	69,500
<b>TOTAL REQUIREMENTS</b>		<b>\$ 47</b>	<b>\$ 40</b>	<b>\$ 74,100</b>	<b>\$ 74,100</b>	<b>\$ 74,100</b>
<b>RESOURCES LESS REQUIREMENTS</b>		<b>\$ 71,071</b>	<b>\$ 73,489</b>	<b>\$ -</b>	<b>\$ -</b>	<b>\$ -</b>



# Sewer Fund

---

The Sewer Fund is responsible for all Public Works programs related to wastewater infrastructure and services. Responsibilities include planning and development of city wastewater infrastructure, coordination with state and federal agencies, regulatory compliance, and the long-term maintenance and functionality of the wastewater system in Albany. It also provides maintenance of the wastewater collection system, lift stations, force mains, and treatment facilities.

## Revenues

Revenues for these operations are predominantly wastewater utility rates and system development charges (SDCs). Additional revenue comes from permits and construction fees, and from services provided to the city of Millersburg.

## Expenses

Expenses are primarily for personnel, wastewater treatment, and sewer-related capital construction projects including composting improvements, collection system rehabilitations, and interceptor improvements. This fund also pays for debt obligations taken in prior years for major capital improvements in the sewer system.

## Opportunities/Challenges

As an enterprise fund, the sewer fund must be self-supporting. Revenue primarily comes from user rates and SDCs. As costs of operational and capital needs continue to steadily rise, the city will need to ensure rates and SDCs keep pace or risk critical failures.

A comprehensive pipe asset management program has created a system of targeted investment in the collection system that replaces the worst pipes first. Continuing these investments will help keep unexpected failures and repairs to a minimum.

The biosolids composting system was constructed in the previous biennium and is now operational. This process creates a beneficial compost product that meets strict regulatory requirements with no restrictions on its use. Staff anticipates expanding the system in future years with the goal of eliminating the need to haul solids to the landfill.

The city has begun the process to renew the city's National Pollutant Discharge Elimination System (NPDES) discharge permit that defines the allowable wastewater discharges from the sanitary sewer system. This process is critical to the ongoing operation of the entire sewer system and will be a major effort over the next few years. Staff anticipates increasingly strict permit limits on wastewater discharge which are likely to cause increased costs associated with wastewater treatment.

Growth in Albany has created the need to replace and expand major components of the sewer collection system. Key sewer trunk lines are nearing capacity with significant capital projects planned over the next few years to address existing and potential capacity limitations, including the multi-phase Cox Creek Interceptor replacement and expansion project.

Funding from the American Rescue Plan Act of 2021 and a designated community funding request from Sen. Wyden's office will provide some additional funding that will target some of these critical sewer system needs. Staff will pursue additional funds as much as possible to help ease the burden of infrastructure investment on the community.



**CITY OF ALBANY, OREGON**  
**BIENNIUM 2023-2025**

**FUND SUMMARY**

**FUND: SEWER FUND**

Description	2018-19 Actual	2019-21 Actual	2021-23 Adopted	2021-23 Revised	2023-25 Proposed	2023-25 Approved	2023-25 Adopted
<b>RESOURCES</b>							
BEGINNING BALANCE	\$ 23,845,093	\$ 25,603,907	\$ 21,022,600	\$ 21,022,600	\$ 37,624,800	\$ 37,624,800	\$ 37,624,800
LICENSES & FEES	1,396,045	2,068,103	1,479,400	1,479,400	1,624,200	1,624,200	1,624,200
INTERGOVERNMENTAL	482,116	853,695	1,322,200	1,322,200	770,900	770,900	770,900
CHARGES FOR SERVICES	17,308,241	36,701,462	37,265,500	37,265,500	42,172,800	42,172,800	42,172,800
OTHER RESOURCES	212,655	167,368	50,000	50,000	50,000	50,000	50,000
PROCEEDS FROM DEBT ISSUANCE	-	10,109,603	-	-	-	-	-
INVESTMENT EARNINGS	819,125	775,316	293,800	293,800	407,900	407,900	407,900
TRANSFERS IN	1,616,000	1,867,838	5,700	5,205,700	-	-	-
INTRAFUND TRANSFERS	-	1,212,600	1,850,000	1,850,000	2,800,000	2,800,000	2,800,000
<b>TOTAL RESOURCES</b>	<b>\$ 45,679,275</b>	<b>\$ 79,359,892</b>	<b>\$ 63,289,200</b>	<b>\$ 68,489,200</b>	<b>\$ 85,450,600</b>	<b>\$ 85,450,600</b>	<b>\$ 85,450,600</b>
<b>REQUIREMENTS</b>							
PERSONNEL	\$ 2,172,404	\$ -	\$ -	\$ -	\$ -	\$ -	\$ -
MATERIALS & SERVICES	6,563,878	-	-	-	-	-	-
CAPITAL	3,596,693	-	-	-	-	-	-
DEBT SERVICE	5,239,313	-	-	-	-	-	-
WASTEWATER ADMINISTRATION	-	7,570,975	8,192,200	8,192,200	9,713,000	9,713,000	9,713,000
WASTEWATER TREATMENT PLANT	-	5,646,534	6,082,000	6,082,000	6,400,200	6,400,200	6,400,200
TWG WETLANDS	-	524,763	584,100	584,100	570,100	570,100	570,100
WATER REUSE AND BIOSOLIDS	-	159,331	704,500	704,500	1,119,900	1,119,900	1,119,900
WASTEWATER COLLECTIONS	-	3,272,959	3,710,800	3,710,800	3,933,700	3,933,700	3,933,700
INDUSTRIAL PRETREATMENT	-	945,657	1,172,900	1,172,900	1,208,500	1,208,500	1,208,500
SEWER SYSTEM CAPITAL PROJECTS	-	20,217,977	19,296,000	24,496,000	36,626,100	36,626,100	36,626,100
SEWER SDC IMPROVEMENT FEE	-	99,976	747,000	747,000	726,200	726,200	726,200
SEWER SDC REIMBURSEMENT FEE	-	1,720	330,400	330,400	738,800	738,800	738,800
SEWER ECONOMIC DEVELOPMENT	-	-	510,000	510,000	520,900	520,900	520,900
SEWER DEBT SERVICE	-	10,036,360	14,054,300	14,054,300	14,139,200	14,139,200	14,139,200
WASTEWATER ADMIN IT EQUIP	-	-	4,600	4,600	4,200	4,200	4,200
WASTE TREATMENT IT EQUIP	-	30,246	335,900	335,900	386,500	386,500	386,500
TWG WETLANDS IT EQUIP REPL	-	-	3,000	3,000	3,700	3,700	3,700
WATER REUSE & BIO IT EQUIP	-	-	9,100	9,100	9,300	9,300	9,300
WASTEWATER COLL IT EQUIP	-	-	12,800	12,800	13,400	13,400	13,400
INDUSTRIAL PRET IT EQUIP	-	1,050	5,000	5,000	5,000	5,000	5,000
WASTEWATER ADMIN EQUIP REP	-	-	107,800	107,800	39,000	39,000	39,000
WASTEWATER TP EQUIP REP	-	-	106,600	106,600	154,800	154,800	154,800
TWG WETLANDS EQUIP REPLACE	-	-	56,400	56,400	67,000	67,000	67,000
WATER REUSE & BIO EQUIP	-	-	334,000	334,000	275,100	275,100	275,100
WASTEWATER COLLECT EQUIP	-	217,403	543,400	543,400	589,300	589,300	589,300
INDUSTRIAL PRETREAT EQUIP	-	-	60,800	60,800	71,500	71,500	71,500
INTRAFUND TRANSFERS	-	1,212,600	1,850,000	1,850,000	2,800,000	2,800,000	2,800,000
TRANSFERS OUT	2,503,081	5,386,069	3,351,300	3,351,300	3,753,600	3,753,600	3,753,600
CONTINGENCIES	-	-	1,124,300	1,124,300	1,581,600	1,581,600	1,581,600
	<b>\$ 20,075,369</b>	<b>\$ 55,323,620</b>	<b>\$ 63,289,200</b>	<b>\$ 68,489,200</b>	<b>\$ 85,450,600</b>	<b>\$ 85,450,600</b>	<b>\$ 85,450,600</b>
<b>RESOURCES LESS REQUIREMENTS</b>	<b>\$ 25,603,906</b>	<b>\$ 24,036,272</b>	<b>\$ -</b>	<b>\$ -</b>	<b>\$ -</b>	<b>\$ -</b>	<b>\$ -</b>





**CITY OF ALBANY, OREGON**  
**BIENNIUM 2023-2025**

LINE ITEM SUMMARY  
 DEPARTMENT: PUBLIC WORKS  
 PROGRAM: 60140300 - SEWER REVENUES

Account Number	Description	2018-19 Actual	2019-21 Actual	2021-23 Adopted	2021-23 Revised	2023-25 Adopted
<b>RESOURCES</b>						
60140300-410035	PUBLIC FACILITY CONSTR PERMIT	\$ 53,938	\$ 108,769	\$ 10,000	\$ 10,000	\$ 30,000
60140300-424050	WCOMP WAGE SUBSIDY REIMB	-	27,123	-	-	-
60140300-428030	CITY OF LEBANON	37,151	39,179	40,000	40,000	-
60140300-436000	ALBANY SEWER SERVICE CHARGES	8,860,863	20,297,332	22,911,400	22,911,400	25,896,100
60140300-436015	CERTIFIED SEWER CHARGES	38,354	70,997	100,000	100,000	100,000
60140300-436105	MILLERSBURG O&M CHARGES	317,817	708,055	350,000	350,000	350,000
60140300-436200	WAH CHANG O&M CHARGES	167,248	309,651	320,000	320,000	320,000
60140300-436410	COLLECTION AGENCY PAYMENTS	9,259	14,977	10,000	10,000	30,000
60140300-436420	AM WRF COMPOST SALES	-	-	80,000	80,000	40,000
60140300-469015	MISCELLANEOUS REVENUE	(6,946)	74,073	50,000	50,000	50,000
60140300-469105	SALE OF CAPITAL ASSET	-	8,215.00	-	-	-
60140300-480100	INTEREST	38,750.00	86,554.00	30,000.00	30,000.00	30,000.00
60140300-480900	INTEREST: FAIR MARKET VALUE	-	78,137	-	-	-
60140300-497010	FROM: CENTRAL SERVICES FUND	-	-	5,700	5,700	-
60140300-499050	BEGINNING BALANCE	1,213,999	1,291,774	1,015,000	1,015,000	1,434,500
<b>TOTAL RESOURCES</b>		<b>\$ 10,730,433</b>	<b>\$ 23,114,836</b>	<b>\$ 24,922,100</b>	<b>\$ 24,922,100</b>	<b>\$ 28,280,600</b>



**CITY OF ALBANY, OREGON**  
**BIENNIUM 2023-2025**

LINE ITEM SUMMARY  
**DEPARTMENT: PUBLIC WORKS**  
**PROGRAM: 60140305 - WASTEWATER ADMINISTRATION**

Account Number	Description	2018-19 Actual	2019-21 Actual	2021-23 Adopted	2021-23 Revised	2023-25 Adopted
<b>REQUIREMENTS</b>						
60140305-510010	WAGES & SALARIES	\$ 94,860	\$ 205,343	\$ 185,700	\$ 185,700	\$ 211,600
60140305-560001	EMPLOYER MEDICAL	-	37,115	58,200	58,200	65,700
60140305-560005	EMPLOYER DENTAL	-	3,425	4,900	4,900	4,200
60140305-560008	EMPLOYER VISION	-	1,156	1,900	1,900	1,800
60140305-560010	EMPLOYER PAID BENEFITS	61,571	51,550	14,300	14,300	16,200
60140305-560012	EMPLOYER PAID DEFERRED COMP	-	629	2,000	2,000	4,200
60140305-560014	EMPLOYER PAID LTD/LIFE/AD&D	-	500	1,700	1,700	400
60140305-560016	EMPLOYER PAID WORKER'S COMP	-	1,830	7,600	7,600	8,600
60140305-560018	EMPLOYER PAID OREGON WBF	-	12	1,500	1,500	2,300
60140305-560020	PERS	-	49,528	61,400	61,400	69,900
60140305-560022	EMPLYR PAID OREGON PAID LEAVE	-	-	-	-	2,400
60140305-560030	HRA VEBA	-	6,000	4,000	4,000	4,000
60140305-600115	INSURANCE & BONDS	8,562	22,960	20,300	20,300	87,300
60140305-600200	LITIGATION SERVICES	-	13,900	100,000	100,000	-
60140305-600400	CONTRACTUAL SERVICES	71,851	157,115	200,000	200,000	200,000
60140305-602300	SOFTWARE LICENSE FEES	6,547	3,704	13,400	13,400	13,400
60140305-610075	CREDIT CARD FEES	434	1,069	1,600	1,600	200
60140305-610130	EDUCATION & TRAINING	220	-	800	800	400
60140305-610170	FILING & RECORDING	3,236	4,015	4,000	4,001	6,000
60140305-610405	MATERIALS & SUPPLIES	791	2,007	2,600	2,600	2,600
60140305-610420	MEETINGS & CONFERENCES	776	2,973	3,400	3,400	2,600
60140305-610425	MEMBERSHIPS & DUES	5,509	11,576	13,900	13,900	12,000
60140305-613610	ENERGY TRUST PROJECTS	-	-	5,700	5,700	-
60140305-630000	ELECTRICITY	-	-	200	200	-
60140305-630010	TELEPHONE	41	50	200	200	200
60140305-630410	STORMWATER SERVICE CHARGES	2,434	5,814	6,200	6,200	10,800
60140305-660200	CS: CENTRAL SERVICE	234,000	322,035	11,600	11,600	6,900
60140305-660210	CS: FINANCE	-	-	39,500	39,500	33,300
60140305-660211	CS: CITY MANAGER'S OFFICE	-	-	40,200	40,200	19,500
60140305-660212	CS: MAYOR & COUNCIL	-	-	4,500	4,500	1,900
60140305-660214	CS: HUMAN RESOURCES	-	-	-	-	5,100
60140305-660215	CS: LABOR RELATIONS	-	-	-	-	400
60140305-660225	CS: EMERGENCY MGMT/SAFETY	-	-	5,100	5,100	2,300
60140305-660500	CS: FLEXIBLE SPENDING ADMIN	63	127	200	200	-
60140305-660600	CS: GIS SYSTEM	75,400	128,262	127,200	127,200	139,200
60140305-660700	CS: INFORMATION TECHNOLOGY	7,700	7,295	8,000	8,000	15,500
60140305-660800	CS: IT EQUIPMENT REPLACEMENT	500	1,000	800	800	800
60140305-660900	CS: PERMIT TRACKING	16,500	36,200	40,000	40,000	31,800
60140305-662500	PW: ADMINISTRATION	387,362	799,094	930,400	930,400	1,178,600
60140305-662600	PW: BUILDING REPLACEMENT	25,000	50,000	50,000	50,000	100,000
60140305-662700	PW: CUSTOMER SERVICES	440,690	977,074	1,122,000	1,122,000	1,767,800
60140305-662800	PW: ENGINEERING SERVICES	586,420	918,933	981,600	981,600	1,163,800
60140305-662900	PW: FACILITIES ENGINEERING	1,027,353	2,399,356	2,688,100	2,688,100	2,895,300
60140305-663100	PW: OPERATIONS ADMINISTRATION	224,511	489,902	494,700	494,700	534,500
60140305-663300	PW: WATER QUALITY CONTROL	349,894	859,426	932,800	932,800	1,089,500
60140305-911011	TO: RISK MANAGEMENT	212,201	1,932,753	1,400,000	1,400,000	1,400,000
60140305-914004	TO: STREET - ILFF TRANSFER	674,880	1,808,916	1,951,300	1,951,300	2,353,600
60140305-990000	CONTINGENCIES	-	-	1,124,300	1,124,300	1,581,600
<b>TOTAL REQUIREMENTS</b>		<b>\$ 4,519,306</b>	<b>\$ 11,312,644</b>	<b>\$ 12,667,800</b>	<b>\$ 12,667,801</b>	<b>\$ 15,048,200</b>



**CITY OF ALBANY, OREGON**  
**BIENNIUM 2023-2025**

LINE ITEM SUMMARY  
 DEPARTMENT: PUBLIC WORKS  
 PROGRAM: 60140310 - WASTEWATER TREATMENT PLANT

Account Number	Description	2018-19	2019-21	2021-23	2021-23	2023-25
		Actual	Actual	Adopted	Revised	Adopted
<b>REQUIREMENTS</b>						
60140310-510010	WAGES & SALARIES	\$ 427,130	\$ 893,299	\$ 960,500	\$ 960,500	\$ 1,041,400
60140310-520010	TEMPORARY EMPLOYEES	-	-	24,000	24,000	24,000
60140310-530010	OVERTIME	7,090	17,214	40,000	40,000	42,000
60140310-540050	UNEMPLOYMENT CLAIMS	-	5,034	-	-	-
60140310-560001	EMPLOYER MEDICAL	-	201,193	313,500	313,500	345,600
60140310-560005	EMPLOYER DENTAL	-	14,954	23,300	23,300	27,000
60140310-560008	EMPLOYER VISION	-	6,319	9,700	9,700	10,100
60140310-560010	EMPLOYER PAID BENEFITS	308,448	245,685	78,500	78,500	129,300
60140310-560012	EMPLOYER PAID DEFERRED COMP	-	1,446	5,900	5,900	7,600
60140310-560014	EMPLOYER PAID LTD/LIFE/AD&D	-	1,937	7,600	7,600	1,500
60140310-560016	EMPLOYER PAID WORKER'S COMP	-	7,659	41,500	41,500	39,400
60140310-560018	EMPLOYER PAID OREGON WBF	-	74	8,200	8,200	10,700
60140310-560020	PERS	-	213,880	330,300	330,300	322,200
60140310-560022	EMPLYR PAID OREGON PAID LEAVE	-	-	-	-	11,200
60140310-560030	HRA VEBA	-	40,501	24,000	24,000	24,000
60140310-600115	INSURANCE & BONDS	87,029	200,033	171,300	171,300	195,700
60140310-600400	CONTRACTUAL SERVICES	21,023	28,467	45,900	45,900	45,900
60140310-602300	SOFTWARE LICENSE FEES	31,021	64,832	103,900	103,900	113,700
60140310-602705	SOLIDS PROCESS IMPROVEMENTS	700,788	1,558,724	1,559,300	1,559,300	1,217,600
60140310-610065	CHEMICALS	60,316	193,513	191,000	191,000	437,000
60140310-610130	EDUCATION & TRAINING	2,289	3,140	1,200	1,200	1,200
60140310-610330	LABORATORY SUPPLIES	4,327	3,600	8,000	8,000	10,000
60140310-610405	MATERIALS & SUPPLIES	13,873	17,023	21,400	21,400	19,000
60140310-610420	MEETINGS & CONFERENCES	1,660	1,775	2,600	2,600	5,700
60140310-610425	MEMBERSHIPS & DUES	2,082	2,440	2,600	2,600	3,200
60140310-610430	MINOR EQUIPMENT	2,240	6,669	5,000	5,000	5,000
60140310-610520	PERMITS	49,158	107,342	124,400	124,400	144,400
60140310-610540	POSTAGE & SHIPPING	510	910	400	400	400
60140310-610700	TESTING	1,392	5,192	7,000	7,000	7,000
60140310-610750	UNIFORMS	1,951	4,473	6,200	6,200	6,200
60140310-610800	VEHICLE FUEL CHARGES	1,961	2,293	4,000	4,000	3,000
60140310-630000	ELECTRICITY	397,726	796,815	771,600	771,600	891,000
60140310-630005	NATURAL GAS	21,489	37,755	44,000	44,000	51,000
60140310-630010	TELEPHONE	13,058	25,603	24,800	24,800	24,800
60140310-630015	FIRE LINE	-	588	-	-	1,200
60140310-630400	WATER SERVICE	23,441	54,941	61,500	61,500	52,000
60140310-630415	CITY SERVICES FEE CHARGES	-	-	-	-	1,600
60140310-651500	CONTRACT MAINTENANCE	52,058	47,982	71,600	71,600	71,600
60140310-651700	FAC ENG SYSTEM AUTOMATION	49,570	133,969	143,800	143,800	169,600
60140310-651800	FACILITIES MAINTENANCE	111,568	166,281	187,000	187,000	223,900
60140310-652500	REPAIR PARTS	17,553	22,702	32,500	32,500	35,100
60140310-652800	SAFETY IMPROVEMENTS	1,250	9,284	4,200	4,200	7,700
60140310-653600	MAINT: VEHICLE	248	5,364	3,400	3,400	3,400
60140310-655100	MAINT: BUILDING	1,677	4,217	5,000	5,000	5,000
60140310-655300	MAINT: GROUNDS	1,250	13,467	5,000	5,000	6,000
60140310-660100	CS: BUILDING MAINTENANCE	10,700	20,327	33,800	33,800	29,400
60140310-660200	CS: CENTRAL SERVICE	96,200	219,649	27,300	27,300	40,400
60140310-660210	CS: FINANCE	-	-	80,600	80,600	103,100
60140310-660211	CS: CITY MANAGER'S OFFICE	-	-	94,500	94,500	114,200
60140310-660212	CS: MAYOR & COUNCIL	-	-	10,800	10,800	11,400
60140310-660214	CS: HUMAN RESOURCES	-	-	30,700	30,700	35,100
60140310-660215	CS: LABOR RELATIONS	-	-	3,000	3,000	2,500
60140310-660225	CS: EMERGENCY MGMT/SAFETY	-	-	12,000	12,000	13,700
60140310-660400	CS: EQUIPMENT REPLACEMENT	6,000	7,000	47,000	47,000	47,000
60140310-660500	CS: FLEXIBLE SPENDING ADMIN	126	197	400	400	-
60140310-660700	CS: INFORMATION TECHNOLOGY	11,600	29,179	48,000	48,000	84,900
60140310-660701	CS: PHONE SYSTEM REPLACE	-	-	600	600	600
60140310-660800	CS: IT EQUIPMENT REPLACEMENT	60,900	102,800	111,700	111,700	123,000
60140310-665400	PHYSICAL EXAMS & MEDICALS	-	256	-	-	-
60140310-700000	CAPITAL EQUIPMENT	54,503	98,537	106,000	106,000	-
<b>TOTAL REQUIREMENTS</b>		<b>\$ 2,655,205</b>	<b>\$ 5,646,534</b>	<b>\$ 6,082,000</b>	<b>\$ 6,082,000</b>	<b>\$ 6,400,200</b>



**CITY OF ALBANY, OREGON**  
**BIENNIUM 2023-2025**

LINE ITEM SUMMARY  
 DEPARTMENT: PUBLIC WORKS  
 PROGRAM: 60140315 - TWG WETLANDS

Account Number	Description	2018-19 Actual	2019-21 Actual	2021-23 Adopted	2021-23 Revised	2023-25 Adopted
<b>REQUIREMENTS</b>						
60140315-510010	WAGES & SALARIES	\$ 60,936	\$ 136,409	\$ 153,900	\$ 153,900	\$ 134,000
60140315-530010	OVERTIME	2,351	585	2,000	2,000	2,000
60140315-560001	EMPLOYER MEDICAL	-	27,828	43,200	43,200	36,600
60140315-560005	EMPLOYER DENTAL	-	1,647	2,700	2,700	2,300
60140315-560008	EMPLOYER VISION	-	779	1,300	1,300	900
60140315-560010	EMPLOYER PAID BENEFITS	43,099	35,576	12,000	12,000	11,200
60140315-560012	EMPLOYER PAID DEFERRED COMP	-	203	900	900	600
60140315-560014	EMPLOYER PAID LTD/LIFE/AD&D	-	293	1,200	1,200	200
60140315-560016	EMPLOYER PAID WORKER'S COMP	-	1,348	7,400	7,400	6,300
60140315-560018	EMPLOYER PAID OREGON WBF	-	12	1,400	1,400	1,500
60140315-560020	PERS	-	33,044	51,500	51,500	44,400
60140315-560022	EMPLYR PAID OREGON PAID LEAVE	-	-	-	-	1,500
60140315-560030	HRA VEBA	-	6,000	4,000	4,000	3,000
60140315-600115	INSURANCE & BONDS	753	2,075	2,300	2,300	3,200
60140315-600400	CONTRACTUAL SERVICES	59,545	109,260	132,600	132,600	135,400
60140315-610005	ADVERTISING & PUBLICATIONS	1,587	3,838	4,000	4,000	4,000
60140315-610130	EDUCATION & TRAINING	775	1,853	3,400	3,400	1,900
60140315-610135	EQUIPMENT RENTAL: PRIVATE	-	1,243	2,000	2,000	2,000
60140315-610405	MATERIALS & SUPPLIES	4,871	15,066	9,000	9,000	9,000
60140315-610420	MEETINGS & CONFERENCES	1,280	862	2,100	2,100	2,100
60140315-610425	MEMBERSHIPS & DUES	174	245	400	400	600
60140315-610430	MINOR EQUIPMENT	3,733	25,985	27,700	27,700	27,700
60140315-610700	TESTING	5,380	33,420	33,600	33,600	37,000
60140315-610750	UNIFORMS	598	1,538	1,000	1,000	1,500
60140315-610800	VEHICLE FUEL CHARGES	269	123	600	600	600
60140315-630000	ELECTRICITY	346	714	1,200	1,200	1,200
60140315-630010	TELEPHONE	1,275	1,901	2,800	2,800	2,800
60140315-651800	FACILITIES MAINTENANCE	54	2,144	2,000	2,000	2,000
60140315-652500	REPAIR PARTS	816	113	3,000	3,000	6,000
60140315-652800	SAFETY IMPROVEMENTS	736	2,406	2,000	2,000	2,000
60140315-653600	MAINT: VEHICLE	-	4,147	2,000	2,000	2,000
60140315-655300	MAINT: GROUNDS	28,650	32,141	24,000	24,000	24,000
60140315-660200	CS: CENTRAL SERVICE	10,900	24,765	2,700	2,700	4,000
60140315-660210	CS: FINANCE	-	-	9,100	9,100	11,300
60140315-660211	CS: CITY MANAGER'S OFFICE	-	-	9,400	9,400	11,200
60140315-660212	CS: MAYOR & COUNCIL	-	-	1,000	1,000	1,100
60140315-660214	CS: HUMAN RESOURCES	-	-	4,300	4,300	5,100
60140315-660215	CS: LABOR RELATIONS	-	-	400	400	400
60140315-660225	CS: EMERGENCY MGMT/SAFETY	-	-	1,200	1,200	1,400
60140315-660400	CS: EQUIPMENT REPLACEMENT	3,500	7,000	10,000	10,000	10,000
60140315-660500	CS: FLEXIBLE SPENDING ADMIN	-	-	200	200	-
60140315-660700	CS: INFORMATION TECHNOLOGY	3,900	-	8,000	8,000	15,500
60140315-660800	CS: IT EQUIPMENT REPLACEMENT	500	1,000	600	600	600
60140315-700000	CAPITAL EQUIPMENT	2,648	9,200	-	-	-
<b>TOTAL REQUIREMENTS</b>		<b>\$ 238,676</b>	<b>\$ 524,763</b>	<b>\$ 584,100</b>	<b>\$ 584,100</b>	<b>\$ 570,100</b>



**CITY OF ALBANY, OREGON**  
**BIENNIUM 2023-2025**

LINE ITEM SUMMARY  
**DEPARTMENT: PUBLIC WORKS**  
**PROGRAM: 60140320 - WATER REUSE AND BIOSOLIDS**

Account Number	Description	2018-19 Actual	2019-21 Actual	2021-23 Adopted	2021-23 Revised	2023-25 Adopted
<b>REQUIREMENTS</b>						
60140320-510010	WAGES & SALARIES	\$ -	\$ 26,733	\$ 54,900	\$ 54,900	\$ 58,200
60140320-530010	OVERTIME	-	-	2,000	2,000	2,000
60140320-560001	EMPLOYER MEDICAL	-	7,455	17,800	17,800	20,000
60140320-560005	EMPLOYER DENTAL	-	717	1,900	1,900	2,000
60140320-560008	EMPLOYER VISION	-	263	700	700	700
60140320-560010	EMPLOYER PAID BENEFITS	-	2,620	4,400	4,400	5,500
60140320-560012	EMPLOYER PAID DEFERRED COMP	-	78	400	400	300
60140320-560014	EMPLOYER PAID LTD/LIFE/AD&D	-	125	800	800	100
60140320-560016	EMPLOYER PAID WORKER'S COMP	-	454	2,400	2,400	2,400
60140320-560018	EMPLOYER PAID OREGON WBF	-	6	600	600	600
60140320-560020	PERS	-	8,866	18,900	18,900	19,200
60140320-560022	EMPLYR PAID OREGON PAID LEAVE	-	-	-	-	700
60140320-560030	HRA VEBA	-	1,499	2,000	2,000	2,000
60140320-600115	INSURANCE & BONDS	753	198	3,100	3,100	5,400
60140320-610005	ADVERTISING & PUBLICATIONS	-	-	2,500	2,500	2,500
60140320-610065	CHEMICALS	-	-	-	-	287,000
60140320-610130	EDUCATION & TRAINING	4,130	3,283	11,200	11,200	-
60140320-610330	LABORATORY SUPPLIES	-	-	1,000	1,000	1,000
60140320-610405	MATERIALS & SUPPLIES	2,803	18,699	355,100	355,100	419,100
60140320-610425	MEMBERSHIPS & DUES	1,083	2,354	2,700	2,700	4,500
60140320-610430	MINOR EQUIPMENT	-	508	4,000	4,000	4,000
60140320-610520	PERMITS	-	-	900	900	1,000
60140320-610540	POSTAGE & SHIPPING	-	-	200	200	4,000
60140320-610700	TESTING	-	967	8,000	8,000	10,000
60140320-610750	UNIFORMS	-	106	200	200	400
60140320-610800	VEHICLE FUEL CHARGES	-	-	20,000	20,000	30,000
60140320-630010	TELEPHONE	41	50	200	200	200
60140320-651500	CONTRACT MAINTENANCE	-	-	-	-	10,000
60140320-651800	FACILITIES MAINTENANCE	-	1,781	8,000	8,000	20,000
60140320-652500	REPAIR PARTS	-	-	4,000	4,000	4,000
60140320-652800	SAFETY IMPROVEMENTS	-	-	400	400	800
60140320-653600	MAINT: VEHICLE	-	2,015	20,000	20,000	26,000
60140320-660200	CS: CENTRAL SERVICE	200	554	800	800	4,100
60140320-660210	CS: FINANCE	-	-	1,800	1,800	8,400
60140320-660211	CS: CITY MANAGER'S OFFICE	-	-	2,800	2,800	11,300
60140320-660212	CS: MAYOR & COUNCIL	-	-	400	400	1,100
60140320-660225	CS: EMERGENCY MGMT/SAFETY	-	-	400	400	1,400
60140320-660400	CS: EQUIPMENT REPLACEMENT	5,000	80,000	150,000	150,000	150,000
<b>TOTAL REQUIREMENTS</b>		<b>\$ 14,010</b>	<b>\$ 159,331</b>	<b>\$ 704,500</b>	<b>\$ 704,500</b>	<b>\$ 1,119,900</b>



**CITY OF ALBANY, OREGON**  
**BIENNIUM 2023-2025**

LINE ITEM SUMMARY  
 DEPARTMENT: PUBLIC WORKS  
 PROGRAM: 60140325 - WASTEWATER COLLECTIONS

Account Number	Description	2018-19 Actual	2019-21 Actual	2021-23 Adopted	2021-23 Revised	2023-25 Adopted
<b>REQUIREMENTS</b>						
60140325-510010	WAGES & SALARIES	\$ 483,886	\$ 941,984	\$ 1,036,800	\$ 1,036,800	\$ 1,138,200
60140325-530010	OVERTIME	5,626	9,470	10,000	10,000	10,000
60140325-560001	EMPLOYER MEDICAL	-	301,162	225,200	225,200	262,200
60140325-560005	EMPLOYER DENTAL	-	19,965	34,400	34,400	37,300
60140325-560008	EMPLOYER VISION	-	9,345	15,300	15,300	15,200
60140325-560010	EMPLOYER PAID BENEFITS	342,172	127,496	106,600	106,600	131,800
60140325-560012	EMPLOYER PAID DEFERRED COMP	-	1,572	6,500	6,500	10,900
60140325-560014	EMPLOYER PAID LTD/LIFE/AD&D	-	2,813	10,900	10,900	2,300
60140325-560016	EMPLOYER PAID WORKER'S COMP	-	10,612	56,300	56,300	59,500
60140325-560018	EMPLOYER PAID OREGON WBF	-	103	11,200	11,200	16,200
60140325-560020	PERS	-	305,523	459,400	459,400	486,100
60140325-560022	EMPLYR PAID OREGON PAID LEAVE	-	-	-	-	17,000
60140325-560030	HRA VEBA	-	57,001	38,000	38,000	38,000
60140325-600115	INSURANCE & BONDS	74,516	149,156	236,000	236,000	161,500
60140325-600400	CONTRACTUAL SERVICES	42,481	101,667	104,600	104,600	110,800
60140325-602300	SOFTWARE LICENSE FEES	11,616	36,577	58,300	58,300	84,900
60140325-610130	EDUCATION & TRAINING	5,964	11,437	10,500	10,500	9,700
60140325-610405	MATERIALS & SUPPLIES	27,752	51,573	52,000	52,000	64,000
60140325-610420	MEETINGS & CONFERENCES	1,807	2,210	2,700	2,700	2,700
60140325-610425	MEMBERSHIPS & DUES	321	2,963	4,000	4,000	5,200
60140325-610430	MINOR EQUIPMENT	5,010	7,416	27,300	27,300	17,300
60140325-610520	PERMITS	6,181	13,411	14,200	14,200	14,400
60140325-610540	POSTAGE & SHIPPING	249	1,064	2,000	2,000	2,000
60140325-610705	TOOLS	1,169	3,065	4,000	4,000	4,000
60140325-610750	UNIFORMS	4,771	11,097	10,000	10,000	10,000
60140325-610800	VEHICLE FUEL CHARGES	16,480	26,650	43,600	43,600	43,600
60140325-630000	ELECTRICITY	58,581	111,335	129,000	129,000	126,000
60140325-630010	TELEPHONE	9,556	24,084	19,600	19,600	19,600
60140325-630400	WATER SERVICE	501	1,010	1,200	1,200	1,200
60140325-630410	STORMWATER SERVICE CHARGES	21	134	200	200	400
60140325-630415	CITY SERVICES FEE CHARGES	-	-	-	-	500
60140325-651500	CONTRACT MAINTENANCE	70,733	108,476	254,000	254,000	161,500
60140325-651700	FAC ENG SYSTEM AUTOMATION	53,388	92,513	106,100	106,100	104,000
60140325-651800	FACILITIES MAINTENANCE	46,658	150,139	109,800	109,800	141,500
60140325-652800	SAFETY IMPROVEMENTS	4,122	7,545	10,000	10,000	7,500
60140325-652900	SEWER REHABILITATION	15,134	27,988	33,000	33,000	40,000
60140325-653600	MAINT: VEHICLE	13,859	53,021	47,000	47,000	61,100
60140325-660200	CS: CENTRAL SERVICE	82,600	171,413	16,400	16,400	25,100
60140325-660210	CS: FINANCE	-	-	77,600	77,600	89,500
60140325-660211	CS: CITY MANAGER'S OFFICE	-	-	56,700	56,700	70,900
60140325-660212	CS: MAYOR & COUNCIL	-	-	6,400	6,400	7,100
60140325-660214	CS: HUMAN RESOURCES	-	-	44,000	44,000	55,200
60140325-660215	CS: LABOR RELATIONS	-	-	4,400	4,400	3,200
60140325-660225	CS: EMERGENCY MGMT/SAFETY	-	-	7,200	7,200	8,500
60140325-660400	CS: EQUIPMENT REPLACEMENT	71,000	146,800	140,000	140,000	200,000
60140325-660500	CS: FLEXIBLE SPENDING ADMIN	137	176	400	400	-
60140325-660700	CS: INFORMATION TECHNOLOGY	27,000	116,621	40,000	40,000	54,100
60140325-660800	CS: IT EQUIPMENT REPLACEMENT	5,500	2,000	2,000	2,000	1,000
60140325-665400	PHYSICAL EXAMS & MEDICALS	498	2,263	1,000	1,000	1,000
60140325-700000	CAPITAL EQUIPMENT	45,773	52,109	25,000	25,000	-
<b>TOTAL REQUIREMENTS</b>		<b>\$ 1,535,062</b>	<b>\$ 3,272,959</b>	<b>\$ 3,710,800</b>	<b>\$ 3,710,800</b>	<b>\$ 3,933,700</b>



**CITY OF ALBANY, OREGON**  
**BIENNIUM 2023-2025**

LINE ITEM SUMMARY  
 DEPARTMENT: PUBLIC WORKS  
 PROGRAM: 60140330 - INDUSTRIAL PRETREATMENT

Account Number	Description	2018-19 Actual	2019-21 Actual	2021-23 Adopted	2021-23 Revised	2023-25 Adopted
<b>REQUIREMENTS</b>						
60140330-510010	WAGES & SALARIES	\$ 191,864	\$ 361,131	\$ 426,100	\$ 426,100	\$ 461,800
60140330-530010	OVERTIME	1,844	4,272	8,000	8,000	6,000
60140330-540050	UNEMPLOYMENT CLAIMS	-	252	-	-	-
60140330-560001	EMPLOYER MEDICAL	-	105,858	174,400	174,400	154,100
60140330-560005	EMPLOYER DENTAL	-	4,640	13,300	13,300	11,500
60140330-560008	EMPLOYER VISION	-	3,155	5,400	5,400	4,400
60140330-560010	EMPLOYER PAID BENEFITS	141,527	102,675	33,300	33,300	54,100
60140330-560012	EMPLOYER PAID DEFERRED COMP	-	552	2,300	2,300	2,100
60140330-560014	EMPLOYER PAID LTD/LIFE/AD&D	-	828	3,200	3,200	600
60140330-560016	EMPLOYER PAID WORKER'S COMP	-	3,310	17,600	17,600	17,000
60140330-560018	EMPLOYER PAID OREGON WBF	-	36	3,600	3,600	4,600
60140330-560020	PERS	-	74,493	143,400	143,400	139,200
60140330-560022	EMPLYR PAID OREGON PAID LEAVE	-	-	-	-	4,900
60140330-560030	HRA VEBA	-	18,000	12,000	12,000	10,000
60140330-600115	INSURANCE & BONDS	1,599	4,058	4,800	4,800	6,500
60140330-600400	CONTRACTUAL SERVICES	8,193	13,616	23,200	23,200	8,000
60140330-602300	SOFTWARE LICENSE FEES	744	5,207	45,800	45,800	43,100
60140330-610005	ADVERTISING & PUBLICATIONS	49	-	600	600	5,200
60140330-610130	EDUCATION & TRAINING	1,078	4,194	2,800	2,800	4,100
60140330-610330	LABORATORY SUPPLIES	13,364	31,722	27,800	27,800	6,800
60140330-610405	MATERIALS & SUPPLIES	3,062	10,374	5,700	5,700	8,000
60140330-610420	MEETINGS & CONFERENCES	3,104	3,541	4,200	4,200	7,000
60140330-610425	MEMBERSHIPS & DUES	-	120	400	400	400
60140330-610430	MINOR EQUIPMENT	3,216	8,647	15,000	15,000	6,200
60140330-610540	POSTAGE & SHIPPING	250	4,342	2,600	2,600	9,600
60140330-610700	TESTING	25,621	59,876	64,900	64,900	96,000
60140330-610750	UNIFORMS	396	1,172	2,200	2,200	3,700
60140330-610800	VEHICLE FUEL CHARGES	1,516	1,494	2,400	2,400	3,000
60140330-630010	TELEPHONE	3,529	11,936	12,000	12,000	6,000
60140330-652800	SAFETY IMPROVEMENTS	100	585	800	800	800
60140330-653600	MAINT: VEHICLE	219	1,609	1,800	1,800	2,200
60140330-660200	CS: CENTRAL SERVICE	29,300	56,091	5,300	5,300	7,900
60140330-660210	CS: FINANCE	-	-	22,700	22,700	27,300
60140330-660211	CS: CITY MANAGER'S OFFICE	-	-	17,900	17,900	22,400
60140330-660212	CS: MAYOR & COUNCIL	-	-	2,000	2,000	2,200
60140330-660214	CS: HUMAN RESOURCES	-	-	13,100	13,100	15,100
60140330-660215	CS: LABOR RELATIONS	-	-	1,400	1,400	700
60140330-660225	CS: EMERGENCY MGMT/SAFETY	-	-	2,300	2,300	2,700
60140330-660400	CS: EQUIPMENT REPLACEMENT	4,400	14,800	14,000	14,000	10,000
60140330-660500	CS: FLEXIBLE SPENDING ADMIN	126	197	200	200	-
60140330-660700	CS: INFORMATION TECHNOLOGY	27,000	21,884	32,000	32,000	30,900
60140330-660800	CS: IT EQUIPMENT REPLACEMENT	-	1,000	2,400	2,400	2,400
60140330-665400	PHYSICAL EXAMS & MEDICALS	-	90	-	-	-
60140330-700000	CAPITAL EQUIPMENT	14,299	9,900	-	-	-
<b>TOTAL REQUIREMENTS</b>		<b>\$ 476,400</b>	<b>\$ 945,657</b>	<b>\$ 1,172,900</b>	<b>\$ 1,172,900</b>	<b>\$ 1,208,500</b>





# CITY OF ALBANY, OREGON

BIENNIUM 2023-2025

LINE ITEM SUMMARY

DEPARTMENT: PUBLIC WORKS

PROGRAM: 60140350 - SEWER SYSTEM CAPITAL PROJECTS

Account Number	Description	2018-19 Actual	2019-21 Actual	2021-23 Adopted	2021-23 Revised	2023-25 Adopted
<b>RESOURCES</b>						
60140350-412000	GENERAL SEWER CONNECTION FEES	\$ 36,074	\$ 146,186	\$ 40,000	\$ 40,000	\$ 40,000
60140350-413405	CONNECTION FEES: INTEREST	7	6	-	-	-
60140350-428035	CITY OF MILLERSBURG	60,939	23,868	524,800	524,800	20,000
60140350-436000	ALBANY SEWER SERVICE CHARGES	4,599,800	8,534,200	5,453,300	5,453,300	7,666,900
60140350-469015	MISCELLANEOUS REVENUE	219,409	85,080	-	-	-
60140350-470020	SRF LOAN PROCEEDS	-	10,109,603	-	-	-
60140350-480100	INTEREST	617,451	358,662	141,700	141,700	246,000
60140350-490900	INTRAFUND TRANSFER IN	-	62,600	-	-	-
60140350-492030	FROM: GRANTS FUND	-	-	-	5,200,000	-
60140350-499050	BEGINNING BALANCE	15,047,461	16,854,915	13,136,200	13,136,200	28,653,200
<b>TOTAL RESOURCES</b>		<b>\$ 20,581,141</b>	<b>\$ 36,175,120</b>	<b>\$ 19,296,000</b>	<b>\$ 24,496,000</b>	<b>\$ 36,626,100</b>
<b>REQUIREMENTS</b>						
60140350-600400	CONTRACTUAL SERVICES	\$ 26,536	\$ 10,874	\$ 60,000	\$ 60,000	\$ 60,000
60140350-602410	SEWER MASTER PLAN MAINT	-	-	40,000	40,000	40,000
60140350-602525	FP-22-02 SEWER MODEL UPDATE	-	-	-	-	60,000
60140350-602600	SYSTEM MODELING	1,222	-	30,000	30,000	30,000
60140350-602611	WWTP-22-01 NPDES PERMIT/MIX ST	-	-	150,000	150,000	-
60140350-602700	SI TESTING/INSPECTION SVCS	-	-	10,000	10,000	10,000
60140350-602710	OUT OF WARRANTY WORK	6,134	780	20,000	20,000	20,000
60140350-610075	CREDIT CARD FEES	516	751	-	-	-
60140350-651400	CONNECTION FEE LATERAL INSTALL	-	5,203	30,000	30,000	30,000
60140350-651600	EMERGENCY REPAIRS	-	15,209	150,000	150,000	150,000
60140350-665600	SERVICE LATERAL REPL PROJECTS	256,914	539,766	500,000	500,000	550,000
60140350-665800	BASEMENT FLOODING GRANTS	-	-	50,000	50,000	50,000
60140350-670060	CAPITAL RECOVERY AGREEMENT-PMT	-	-	20,000	20,000	20,000
60140350-701000	LAND ACQUISITION	-	136,919	-	-	-
60140350-800120	INFLUENT VARIABLE FREQ DRIVES	-	190,458	-	-	-
60140350-820030	SS-17-01 COX CR INTERCEPTOR P7	161,891	4,866,706	-	-	-
60140350-820035	SS-17-02 COX CR INTERCEPTOR P8	40,172	28,127	-	-	-
60140350-820045	SS-17-03 '17 COLLECT SYS REHAB	407,408	-	-	-	-
60140350-820050	SS-17-04 MARION LIFT STATION	218	-	-	-	-
60140350-820055	SS-17-05 COX CR INT P10A	10,113	927	-	-	-
60140350-820070	SS-17-09 LYON/ELLSWORTH SEWER	11,873	-	-	-	-
60140350-820075	SS-18-01 '18 COLLECT SYS REHAB	1,280,027	411	-	-	-
60140350-820085	SS-18-03 SANTA MARIA SEWER EXT	-	319,699	-	-	-
60140350-820090	SS-18-04 VIDEO INSP AMWRF OUTF	34,555	-	-	-	-
60140350-820095	SS-18-05 VAN VLEET JACKSON/9TH	3,168	-	-	-	-
60140350-820100	SS-18-06 VLR AERATION LINE IMP	2,879	-	-	-	-
60140350-820105	SS-18-07 SKYLINE TER SEWER EXT	5,391	-	-	-	-
60140350-820110	SS-19-01 2019 COLLECTION REHAB	60,736	1,482,361	-	-	-
60140350-820111	SS-19-02 COX CREEK INTERCEPT	34,362	2,680	-	-	-
60140350-820112	SS-19-03 2019 SEWER POINT REP	41,682	314,048	-	-	-
60140350-820113	SS-19-04 14TH & OAK LIFT STA	19,555	285,759	-	-	-
60140350-820114	SS-19-05 RIVERFRONT INTER	708,929	9,448,103	-	-	-
60140350-820115	SS-19-06 HILL ST SEWER LATERAL	32,160	-	-	-	-
60140350-820116	SS-20-01 AMWRF COMPOST IMPROVE	-	853,558	2,700,000	2,700,000	-
60140350-820117	SS-20-02 AMWRF DEWATERING IMP	-	696,635	3,750,000	3,750,000	-
60140350-820118	SS-21-01 2021 COLLECTION SYS	-	705,829	500,000	500,000	-
60140350-820119	SS-19-07 BOWMAN PARK OUTFALL	-	20,592	-	-	-
60140350-820120	SS-20-05 WASHINGTON ST SEWER	-	139,619	-	-	-
60140350-820121	SS-20-04 GIBSON HILL RD SEWER	-	104,739	-	-	-
60140350-820122	SS-22-01 COX CREEK INTER PH2	-	-	5,200,000	5,200,000	3,650,000
60140350-820123	SS-22-02 CHICAGO SEWER INFILL	-	-	29,000	29,000	-
60140350-820124	SS-23-01 WASHINGTON SEWER IMP	-	-	1,688,000	1,688,000	1,488,000
60140350-820125	SS-22-03 EMERGENCY SEWER REP	-	-	-	-	280,000
60140350-820130	SS-24-01 2024 COLLECTION SYS	-	-	-	-	1,000,000
60140350-820131	SS-25-01 COX CREEK PHASE3	-	-	-	-	8,367,000
60140350-820132	SS-25-02 2025 COLLECTION SYS	-	-	-	-	1,000,000
60140350-820133	AA-25-03 GOLDFISH FARM SEWER	-	-	-	-	1,400,000
60140350-820135	COLLEGE GREEN LIFT STATION	-	-	-	-	75,000
60140350-820136	34TH LIFT STATION IMPROVEMENT	-	-	-	-	75,000
60140350-820137	DISINFECTION IMPROVEMENTS	-	-	-	-	100,000
60140350-820138	AM-WRF FIRE ALARM SYSTEM	-	-	-	-	100,000
60140350-820139	AUTOMATION/SCADA	-	-	-	-	215,100
60140350-890000	WWTP-13-01 WRF SOLIDS HAND IMP	250,270	38,909	-	-	-





**CITY OF ALBANY, OREGON**  
**BIENNIUM 2023-2025**

LINE ITEM SUMMARY

DEPARTMENT: PUBLIC WORKS

PROGRAM: 60140350 - SEWER SYSTEM CAPITAL PROJECTS

Account Number	Description	2018-19	2019-21	2021-23	2021-23	2023-25
		Actual	Actual	Adopted	Revised	Adopted
60140350-890001	WWTP-19-01 AMWRF VERT LOOP	338,516	9,315	-	-	-
60140350-890005	WWTP-24-01 N ALB LIFT STATION	-	-	-	-	3,125,000
60140350-900060	RESERVE: CAPITAL PROJECTS	-	-	4,369,000	9,569,000	5,506,000
60140350-900150	RESERVE: SOLIDS HANDLING IMPRO	-	-	-	-	9,225,000
<b>TOTAL REQUIREMENTS</b>		<b>\$ 3,726,227</b>	<b>\$ 20,217,977</b>	<b>\$ 19,296,000</b>	<b>\$ 24,496,000</b>	<b>\$ 36,626,100</b>
<b>RESOURCES LESS REQUIREMENTS</b>		<b>\$ 16,854,914</b>	<b>\$ 15,957,143</b>	<b>\$ -</b>	<b>\$ -</b>	<b>\$ -</b>



**CITY OF ALBANY, OREGON**  
**BIENNIUM 2023-2025**

LINE ITEM SUMMARY  
**DEPARTMENT: PUBLIC WORKS**  
**PROGRAM: 60140355 - SEWER SDC IMPROVEMENT FEE**

Account Number	Description	2018-19 Actual	2019-21 Actual	2021-23 Adopted	2021-23 Revised	2023-25 Adopted
<b>RESOURCES</b>						
60140355-411150	SDC-I: SEWER	\$ 1,249,790	\$ 1,641,639	\$ 1,340,000	\$ 1,340,000	\$ 1,400,000
60140355-413000	SEWER SDC: PRINCIPAL	637	6,432	4,000	4,000	4,000
60140355-413005	SEWER SDC: INTEREST	257	2,014	-	-	-
60140355-413400	CONNECTION FEES: PRINCIPAL	97	157	1,000	1,000	-
60140355-413405	CONNECTION FEES: INTEREST	8	5	200	200	-
60140355-480100	INTEREST	46,660	45,319	20,000	20,000	30,000
60140355-499050	BEGINNING BALANCE	2,156,193	1,979,055	1,231,800	1,231,800	2,092,200
<b>TOTAL RESOURCES</b>		<b>\$ 3,453,642</b>	<b>\$ 3,674,621</b>	<b>\$ 2,597,000</b>	<b>\$ 2,597,000</b>	<b>\$ 3,526,200</b>
<b>REQUIREMENTS</b>						
60140355-610075	CREDIT CARD FEES	\$ 10,158	\$ 23,075	\$ 24,000	\$ 24,000	\$ 24,000
60140355-820085	SS-18-03 SANTA MARIA SEWER EXT	-	76,901	-	-	-
60140355-820111	SS-19-02 COX CREEK INTERCEPT	429	-	-	-	-
60140355-900060	RESERVE: CAPITAL PROJECTS	-	-	713,000	713,000	692,200
60140355-900530	RESERVE: PIPE OVER-SIZING	-	-	10,000	10,000	10,000
60140355-909070	INTRAFUND TO: DEBT SERVICE	-	750,000	1,850,000	1,850,000	2,800,000
60140355-914001	TO: 2004 WWTP SRF DEBT SVC	1,464,000	1,644,400	-	-	-
<b>TOTAL REQUIREMENTS</b>		<b>\$ 1,474,587</b>	<b>\$ 2,494,376</b>	<b>\$ 2,597,000</b>	<b>\$ 2,597,000</b>	<b>\$ 3,526,200</b>
<b>RESOURCES LESS REQUIREMENTS</b>		<b>\$ 1,979,055</b>	<b>\$ 1,180,245</b>	<b>\$ -</b>	<b>\$ -</b>	<b>\$ -</b>



**CITY OF ALBANY, OREGON**  
**BIENNIUM 2023-2025**

LINE ITEM SUMMARY

DEPARTMENT: PUBLIC WORKS

PROGRAM: 60140360 - SEWER SDC REIMBURSEMENT FEE

Account Number	Description	2018-19 Actual	2019-21 Actual	2021-23 Adopted	2021-23 Revised	2023-25 Adopted
<b>RESOURCES</b>						
60140360-411151	SDC-R: SEWER	\$ 55,064	\$ 158,762	\$ 80,000	\$ 80,000	\$ 140,000
60140360-411155	WASTEWATER COMPLIANCE FEES	-	2,376	2,000	2,000	8,000
60140360-413000	SEWER SDC: PRINCIPAL	159	1,608	2,000	2,000	2,000
60140360-413005	SEWER SDC: INTEREST	14	149	200	200	200
60140360-480100	INTEREST	11,539	15,064	1,000	1,000	8,000
60140360-499050	BEGINNING BALANCE	566,889	481,218	245,200	245,200	580,600
<b>TOTAL RESOURCES</b>		<b>\$ 633,665</b>	<b>\$ 659,177</b>	<b>\$ 330,400</b>	<b>\$ 330,400</b>	<b>\$ 738,800</b>
<b>REQUIREMENTS</b>						
60140360-610075	CREDIT CARD FEES	\$ 447	\$ 1,720	\$ 2,000	\$ 2,000	\$ 4,000
60140360-900055	RESERVE: WW COMPLIANCE FEES	-	-	2,000	2,000	15,500
60140360-900060	RESERVE: CAPITAL PROJECTS	-	-	326,400	326,400	719,300
60140360-909070	INTRAFUND TO: DEBT SERVICE	-	400,000	-	-	-
60140360-916010	TO: SEWER FUND	152,000	-	-	-	-
<b>TOTAL REQUIREMENTS</b>		<b>\$ 152,447</b>	<b>\$ 401,720</b>	<b>\$ 330,400</b>	<b>\$ 330,400</b>	<b>\$ 738,800</b>
<b>RESOURCES LESS REQUIREMENTS</b>		<b>\$ 481,218</b>	<b>\$ 257,457</b>	<b>\$ -</b>	<b>\$ -</b>	<b>\$ -</b>



**CITY OF ALBANY, OREGON**

**BIENNIUM 2023-2025**

LINE ITEM SUMMARY

DEPARTMENT: PUBLIC WORKS

PROGRAM: 60140365 - SEWER ECONOMIC DEVELOPMENT

Account Number	Description	2018-19 Actual	2019-21 Actual	2021-23 Adopted	2021-23 Revised	2023-25 Adopted
<b>RESOURCES</b>						
60140365-480100	INTEREST	\$ 12,088	\$ 19,006	\$ 10,000	\$ 10,000	\$ 10,000
60140365-499050	BEGINNING BALANCE	532,522	544,610	500,000	500,000	510,900
<b>TOTAL RESOURCES</b>		<b>\$ 544,610</b>	<b>\$ 563,616</b>	<b>\$ 510,000</b>	<b>\$ 510,000</b>	<b>\$ 520,900</b>
<b>REQUIREMENTS</b>						
60140365-900060	RESERVE: CAPITAL PROJECTS	\$ -	\$ -	\$ 510,000	\$ 510,000	\$ 520,900
60140365-909000	INTRAFUND TRANSFER OUT	-	62,600	-	-	-
<b>TOTAL REQUIREMENTS</b>		<b>\$ -</b>	<b>\$ 62,600</b>	<b>\$ 510,000</b>	<b>\$ 510,000</b>	<b>\$ 520,900</b>
<b>RESOURCES LESS REQUIREMENTS</b>		<b>\$ 544,610</b>	<b>\$ 501,016</b>	<b>\$ -</b>	<b>\$ -</b>	<b>-</b>



# CITY OF ALBANY, OREGON

BIENNIUM 2023-2025

LINE ITEM SUMMARY

DEPARTMENT: PUBLIC WORKS

PROGRAM: 60140370 - SEWER DEBT SERVICE

Account Number	Description	2018-19 Actual	2019-21 Actual	2021-23 Adopted	2021-23 Revised	2023-25 Adopted
<b>RESOURCES</b>						
60140370-428040	MILLERSBURG DEBT - PRINCIPAL	300,103	616,122	638,000	638,000	660,600
60140370-428045	MILLERSBURG DEBT - INTEREST	83,923	147,403	119,400	119,400	90,300
60140370-436000	ALBANY SEWER SERVICE CHARGES	3,225,000	6,483,700	7,562,300	7,562,300	7,225,000
60140370-480100	INTEREST	76,206	145,124	80,000	80,000	73,400
60140370-490955	INTRAFUND FROM: SDC IMPROVE	-	750,000	1,850,000	1,850,000	2,800,000
60140370-490960	INTRAFUND FROM: SDC REIMBURSE	-	400,000	-	-	-
60140370-496012	FROM: SEWER SDC-I	1,464,000	1,644,400	-	-	-
60140370-496013	FROM: SDC-R WWTP SRF	152,000	-	-	-	-
60140370-499050	BEGINNING BALANCE	3,613,727	3,675,646	3,804,600	3,804,600	3,289,900
<b>TOTAL RESOURCES</b>		<b>\$ 8,914,959</b>	<b>\$ 13,862,395</b>	<b>\$ 14,054,300</b>	<b>\$ 14,054,300</b>	<b>\$ 14,139,200</b>
<b>REQUIREMENTS</b>						
60140370-940005	LOAN PRINCIPAL: % MILLERSB SRF	\$ 37,363	\$ 74,201	\$ 73,600	\$ 73,600	\$ 72,800
60140370-940010	LOAN PRINCIPAL: SRF WETLANDS	100,000	200,000	200,000	200,000	200,000
60140370-940015	LOAN PRINCIPAL: SRF WWTP	3,590,981	7,372,421	7,633,900	7,633,900	7,904,600
60140370-940020	LOAN PRINCIPAL: WETLANDS LAND	459,073	564,107	-	-	-
60140370-940030	LOAN PRINCIPAL: SRF RFI	-	-	760,700	760,700	963,000
60140370-950015	LOAN INTEREST: SRF WWTP	1,004,219	1,763,798	1,428,000	1,428,000	1,080,400
60140370-950020	LOAN INTEREST: WETLANDS LAND	40,927	26,031	-	-	-
60140370-950030	LOAN INTEREST: SRF RFI	-	23,802	394,300	394,300	270,000
60140370-959900	SRF FEES (WETLANDS)	6,750	12,000	10,100	10,100	8,100
60140370-980005	RESERVE: RATES	-	-	1,000,000	1,000,000	1,100,000
60140370-985000	RESERVE: SRF REQUIREMENTS WL	-	-	50,000	50,000	50,000
60140370-985005	RESERVE: SRF REQUIREMENTS WWTP	-	-	2,302,300	2,302,300	2,302,300
60140370-985010	RESERVE: SRF REQUIREMENTS RFI	-	-	201,400	201,400	188,000
<b>TOTAL REQUIREMENTS</b>		<b>\$ 5,239,313</b>	<b>\$ 10,036,360</b>	<b>\$ 14,054,300</b>	<b>\$ 14,054,300</b>	<b>\$ 14,139,200</b>
<b>RESOURCES LESS REQUIREMENTS</b>		<b>\$ 3,675,646</b>	<b>\$ 3,826,035</b>	<b>\$ -</b>	<b>\$ -</b>	<b>\$ -</b>



**CITY OF ALBANY, OREGON**  
**BIENNIUM 2023-2025**

LINE ITEM SUMMARY  
 DEPARTMENT: PUBLIC WORKS  
 PROGRAM: 60146305 - WASTEWATER ADMIN IT EQUIP

Account Number	Description	2018-19 Actual	2019-21 Actual	2021-23 Adopted	2021-23 Revised	2023-25 Adopted
<b>RESOURCES</b>						
60146305-439115	IT EQUIP REPLACEMENT CHARGES	\$ -	\$ 250	\$ 800	\$ 800	\$ 800
60146305-480100	INTEREST	-	25	-	-	-
60146305-492170	FROM: EQUIPMENT REPLACEMENT	-	3,559	-	-	-
60146305-499050	BEGINNING BALANCE	-	-	3,800	3,800	3,400
<b>TOTAL RESOURCES</b>		<b>\$ -</b>	<b>\$ 3,834</b>	<b>\$ 4,600</b>	<b>\$ 4,600</b>	<b>\$ 4,200</b>
<b>REQUIREMENTS</b>						
60146305-606002	MINOR IT EQ: DESKTOP	\$ -	\$ -	\$ 1,500	\$ 1,500	\$ 1,500
60146305-900140	RESERVE: IT EQUIPMENT REPLACE	-	-	3,100	3,100	2,700
<b>TOTAL REQUIREMENTS</b>		<b>\$ -</b>	<b>\$ -</b>	<b>\$ 4,600</b>	<b>\$ 4,600</b>	<b>\$ 4,200</b>
<b>RESOURCES LESS REQUIREMENTS</b>		<b>\$ -</b>	<b>\$ 3,834</b>	<b>\$ -</b>	<b>\$ -</b>	<b>\$ -</b>



**CITY OF ALBANY, OREGON**

**BIENNIUM 2023-2025**

LINE ITEM SUMMARY

DEPARTMENT: PUBLIC WORKS

PROGRAM: 60146310 - WASTE TREATMENT IT EQUIP

Account Number	Description	2018-19 Actual	2019-21 Actual	2021-23 Adopted	2021-23 Revised	2023-25 Adopted
<b>RESOURCES</b>						
60146310-439115	IT EQUIP REPLACEMENT CHARGES	\$ -	\$ 25,700	\$ 111,700	\$ 111,700	\$ 123,000
60146310-480100	INTEREST	-	1,381	2,200	2,200	2,200
60146310-492170	FROM: EQUIPMENT REPLACEMENT	-	195,927	-	-	-
60146310-499050	BEGINNING BALANCE	-	-	222,000	222,000	261,300
<b>TOTAL RESOURCES</b>		<b>\$ -</b>	<b>\$ 223,008</b>	<b>\$ 335,900</b>	<b>\$ 335,900</b>	<b>\$ 386,500</b>
<b>REQUIREMENTS</b>						
60146310-606002	MINOR IT EQ: DESKTOP	\$ -	\$ -	\$ 4,500	\$ 4,500	\$ 3,000
60146310-606401	MINOR IT EQ: SCADA	-	2,838	-	-	9,000
60146310-706401	CAPITAL IT: SCADA	-	27,408	125,500	125,500	-
60146310-900140	RESERVE: IT EQUIPMENT REPLACE	-	-	205,900	205,900	374,500
<b>TOTAL REQUIREMENTS</b>		<b>\$ -</b>	<b>\$ 30,246</b>	<b>\$ 335,900</b>	<b>\$ 335,900</b>	<b>\$ 386,500</b>
<b>RESOURCES LESS REQUIREMENTS</b>		<b>\$ -</b>	<b>\$ 192,762</b>	<b>\$ -</b>	<b>\$ -</b>	<b>\$ -</b>



**CITY OF ALBANY, OREGON**

**BIENNIUM 2023-2025**

LINE ITEM SUMMARY

DEPARTMENT: PUBLIC WORKS

PROGRAM: 60146315 - TWG WETLANDS IT EQUIP REPL

Account Number	Description	2018-19 Actual	2019-21 Actual	2021-23 Adopted	2021-23 Revised	2023-25 Adopted
<b>RESOURCES</b>						
60146315-439115	IT EQUIP REPLACEMENT CHARGES	\$ -	\$ 250	\$ 600	\$ 600	\$ 600
60146315-480100	INTEREST	-	16	-	-	-
60146315-492170	FROM: EQUIPMENT REPLACEMENT	-	2,197	-	-	-
60146315-499050	BEGINNING BALANCE	-	-	2,400	2,400	3,100
<b>TOTAL RESOURCES</b>		<b>\$ -</b>	<b>\$ 2,463</b>	<b>\$ 3,000</b>	<b>\$ 3,000</b>	<b>\$ 3,700</b>
<b>REQUIREMENTS</b>						
60146315-606002	MINOR IT EQ: DESKTOP	\$ -	\$ -	\$ -	\$ -	\$ 1,500
60146315-900140	RESERVE: IT EQUIPMENT REPLACE	-	-	3,000	3,000	2,200
<b>TOTAL REQUIREMENTS</b>		<b>\$ -</b>	<b>\$ -</b>	<b>\$ 3,000</b>	<b>\$ 3,000</b>	<b>\$ 3,700</b>
<b>RESOURCES LESS REQUIREMENTS</b>		<b>\$ -</b>	<b>\$ 2,463</b>	<b>\$ -</b>	<b>\$ -</b>	<b>\$ -</b>





**CITY OF ALBANY, OREGON**

**BIENNIUM 2023-2025**

LINE ITEM SUMMARY

DEPARTMENT: PUBLIC WORKS

PROGRAM: 60146320 - WATER REUSE & BIO IT EQUIP

Account Number	Description	2018-19 Actual	2019-21 Actual	2021-23 Adopted	2021-23 Revised	2023-25 Adopted
<b>RESOURCES</b>						
60146320-480100	INTEREST	\$ -	\$ 61	\$ -	\$ -	\$ 100
60146320-492170	FROM: EQUIPMENT REPLACEMENT	-	9,056	-	-	-
60146320-499050	BEGINNING BALANCE	-	-	9,100	9,100	9,200
<b>TOTAL RESOURCES</b>		<b>\$ -</b>	<b>\$ 9,117</b>	<b>\$ 9,100</b>	<b>\$ 9,100</b>	<b>\$ 9,300</b>
<b>REQUIREMENTS</b>						
60146320-900140	RESERVE: IT EQUIPMENT REPLACE	\$ -	\$ -	\$ 9,100	\$ 9,100	\$ 9,300
<b>TOTAL REQUIREMENTS</b>		<b>\$ -</b>	<b>\$ -</b>	<b>\$ 9,100</b>	<b>\$ 9,100</b>	<b>\$ 9,300</b>
<b>RESOURCES LESS REQUIREMENTS</b>		<b>\$ -</b>	<b>\$ 9,117</b>	<b>\$ -</b>	<b>\$ -</b>	<b>\$ -</b>



**CITY OF ALBANY, OREGON**

**BIENNIUM 2023-2025**

LINE ITEM SUMMARY

DEPARTMENT: PUBLIC WORKS

PROGRAM: 60146325 - WASTEWATER COLL IT EQUIP

Account Number	Description	2018-19 Actual	2019-21 Actual	2021-23 Adopted	2021-23 Revised	2023-25 Adopted
<b>RESOURCES</b>						
60146325-439115	IT EQUIP REPLACEMENT CHARGES	\$ -	\$ 500	\$ 2,000	\$ 2,000	\$ 1,000
60146325-480100	INTEREST	-	71	-	-	100
60146325-492170	FROM: EQUIPMENT REPLACEMENT	-	10,344	-	-	-
60146325-499050	BEGINNING BALANCE	-	-	10,800	10,800	12,300
<b>TOTAL RESOURCES</b>		<b>\$ -</b>	<b>\$ 10,915</b>	<b>\$ 12,800</b>	<b>\$ 12,800</b>	<b>\$ 13,400</b>
<b>REQUIREMENTS</b>						
60146325-606002	MINOR IT EQ: DESKTOP	\$ -	\$ -	\$ 3,000	\$ 3,000	\$ 6,000
60146325-900140	RESERVE: IT EQUIPMENT REPLACE	-	-	9,800	9,800	7,400
<b>TOTAL REQUIREMENTS</b>		<b>\$ -</b>	<b>\$ -</b>	<b>\$ 12,800</b>	<b>\$ 12,800</b>	<b>\$ 13,400</b>
<b>RESOURCES LESS REQUIREMENTS</b>		<b>\$ -</b>	<b>\$ 10,915</b>	<b>\$ -</b>	<b>\$ -</b>	<b>\$ -</b>



**CITY OF ALBANY, OREGON**

**BIENNIUM 2023-2025**

LINE ITEM SUMMARY

DEPARTMENT: PUBLIC WORKS

PROGRAM: 60146330 - INDUSTRIAL PRET IT EQUIP

Account Number	Description	2018-19 Actual	2019-21 Actual	2021-23 Adopted	2021-23 Revised	2023-25 Adopted
<b>RESOURCES</b>						
60146330-439115	IT EQUIP REPLACEMENT CHARGES	\$ -	\$ 250	\$ 2,400	\$ 2,400	\$ 2,400
60146330-480100	INTEREST	-	13	-	-	-
60146330-492170	FROM: EQUIPMENT REPLACEMENT	-	2,355	-	-	-
60146330-499050	BEGINNING BALANCE	-	-	2,600	2,600	2,600
<b>TOTAL RESOURCES</b>		<b>\$ -</b>	<b>\$ 2,618</b>	<b>\$ 5,000</b>	<b>\$ 5,000</b>	<b>\$ 5,000</b>
<b>REQUIREMENTS</b>						
60146330-606000	MINOR IT EQUIPMENT	\$ -	\$ 1,050	\$ -	\$ -	\$ -
60146330-606002	MINOR IT EQ: DESKTOP	-	-	4,500	4,500	1,500
60146330-900140	RESERVE: IT EQUIPMENT REPLACE	-	-	500	500	3,500
<b>TOTAL REQUIREMENTS</b>		<b>\$ -</b>	<b>\$ 1,050</b>	<b>\$ 5,000</b>	<b>\$ 5,000</b>	<b>\$ 5,000</b>
<b>RESOURCES LESS REQUIREMENTS</b>		<b>\$ -</b>	<b>\$ 1,568</b>	<b>\$ -</b>	<b>\$ -</b>	<b>\$ -</b>



**CITY OF ALBANY, OREGON**

**BIENNIUM 2023-2025**

LINE ITEM SUMMARY

DEPARTMENT: PUBLIC WORKS

PROGRAM: 60147305 - WASTEWATER ADMIN EQUIP REP

Account Number	Description	2018-19 Actual	2019-21 Actual	2021-23 Adopted	2021-23 Revised	2023-25 Adopted
<b>RESOURCES</b>						
60147305-480100	INTEREST	\$ -	\$ 3,777	\$ 900	\$ 900	\$ 600
60147305-499050	BEGINNING BALANCE	-	103,454	106,900	106,900	38,400
<b>TOTAL RESOURCES</b>		<b>\$ -</b>	<b>\$ 107,231</b>	<b>\$ 107,800</b>	<b>\$ 107,800</b>	<b>\$ 39,000</b>
<b>REQUIREMENTS</b>						
60147305-700000	CAPITAL EQUIPMENT	\$ -	\$ -	\$ 70,000	\$ 70,000	\$ -
60147305-900135	RESERVE: EQUIPMENT REPLACEMENT	-	-	37,800	37,800	39,000
<b>TOTAL REQUIREMENTS</b>		<b>\$ -</b>	<b>\$ -</b>	<b>\$ 107,800</b>	<b>\$ 107,800</b>	<b>\$ 39,000</b>
<b>RESOURCES LESS REQUIREMENTS</b>		<b>\$ -</b>	<b>\$ 107,231</b>	<b>\$ -</b>	<b>\$ -</b>	<b>\$ -</b>



**CITY OF ALBANY, OREGON**

**BIENNIUM 2023-2025**

LINE ITEM SUMMARY

DEPARTMENT: PUBLIC WORKS

PROGRAM: 60147310 - WASTEWATER TP EQUIP REP

Account Number	Description	2018-19 Actual	2019-21 Actual	2021-23 Adopted	2021-23 Revised	2023-25 Adopted
<b>RESOURCES</b>						
60147310-439110	EQUIPMENT REPLACEMENT CHARGES	\$ -	\$ 7,000	\$ 47,000	\$ 47,000	\$ 47,000
60147310-480100	INTEREST	-	1,991	800	800	800
60147310-499050	BEGINNING BALANCE	-	49,874	58,800	58,800	107,000
<b>TOTAL RESOURCES</b>		<b>\$ -</b>	<b>\$ 58,865</b>	<b>\$ 106,600</b>	<b>\$ 106,600</b>	<b>\$ 154,800</b>
<b>REQUIREMENTS</b>						
60147310-610430	MINOR EQUIPMENT	\$ -	\$ -	\$ -	\$ -	\$ 16,000
60147310-700000	CAPITAL EQUIPMENT	-	-	-	-	55,000
60147310-900135	RESERVE: EQUIPMENT REPLACEMENT	-	-	106,600	106,600	83,800
<b>TOTAL REQUIREMENTS</b>		<b>\$ -</b>	<b>\$ -</b>	<b>\$ 106,600</b>	<b>\$ 106,600</b>	<b>\$ 154,800</b>
<b>RESOURCES LESS REQUIREMENTS</b>		<b>\$ -</b>	<b>\$ 58,865</b>	<b>\$ -</b>	<b>\$ -</b>	<b>\$ -</b>



**CITY OF ALBANY, OREGON**

**BIENNIUM 2023-2025**

LINE ITEM SUMMARY

DEPARTMENT: PUBLIC WORKS

PROGRAM: 60147315 - TWG WETLANDS EQUIP REPLACE

Account Number	Description	2018-19 Actual	2019-21 Actual	2021-23 Adopted	2021-23 Revised	2023-25 Adopted
<b>RESOURCES</b>						
60147315-439110	EQUIPMENT REPLACEMENT CHARGES	\$ -	\$ 7,000	\$ 10,000	\$ 10,000	\$ 10,000
60147315-480100	INTEREST	-	1,534	600	600	300
60147315-499050	BEGINNING BALANCE	-	37,384	45,800	45,800	56,700
<b>TOTAL RESOURCES</b>		<b>\$ -</b>	<b>\$ 45,918</b>	<b>\$ 56,400</b>	<b>\$ 56,400</b>	<b>\$ 67,000</b>
<b>REQUIREMENTS</b>						
60147315-700000	CAPITAL EQUIPMENT	\$ -	\$ -	\$ -	\$ -	\$ 55,000
60147315-900135	RESERVE: EQUIPMENT REPLACEMENT	-	-	56,400	56,400	12,000
<b>TOTAL REQUIREMENTS</b>		<b>\$ -</b>	<b>\$ -</b>	<b>\$ 56,400</b>	<b>\$ 56,400</b>	<b>\$ 67,000</b>
<b>RESOURCES LESS REQUIREMENTS</b>		<b>\$ -</b>	<b>\$ 45,918</b>	<b>\$ -</b>	<b>\$ -</b>	<b>-</b>



**CITY OF ALBANY, OREGON**

**BIENNIUM 2023-2025**

LINE ITEM SUMMARY

DEPARTMENT: PUBLIC WORKS

PROGRAM: 60147320 - WATER REUSE & BIO EQUIP

Account Number	Description	2018-19 Actual	2019-21 Actual	2021-23 Adopted	2021-23 Revised	2023-25 Adopted
<b>RESOURCES</b>						
60147320-439110	EQUIPMENT REPLACEMENT CHARGES	\$ -	\$ 80,000	\$ 150,000	\$ 150,000	\$ 150,000
60147320-480100	INTEREST	-	4,735	2,200	2,200	2,200
60147320-499050	BEGINNING BALANCE	-	97,307	181,800	181,800	122,900
<b>TOTAL RESOURCES</b>		<b>\$ -</b>	<b>\$ 182,042</b>	<b>\$ 334,000</b>	<b>\$ 334,000</b>	<b>\$ 275,100</b>
<b>REQUIREMENTS</b>						
60147320-700000	CAPITAL EQUIPMENT	\$ -	\$ -	\$ 200,000	\$ 200,000	\$ 221,000
60147320-900135	RESERVE: EQUIPMENT REPLACEMENT	-	-	134,000	134,000	54,100
<b>TOTAL REQUIREMENTS</b>		<b>\$ -</b>	<b>\$ -</b>	<b>\$ 334,000</b>	<b>\$ 334,000</b>	<b>\$ 275,100</b>
<b>RESOURCES LESS REQUIREMENTS</b>		<b>\$ -</b>	<b>\$ 182,042</b>	<b>\$ -</b>	<b>\$ -</b>	<b>\$ -</b>



**CITY OF ALBANY, OREGON**

**BIENNIUM 2023-2025**

LINE ITEM SUMMARY

DEPARTMENT: PUBLIC WORKS

PROGRAM: 60147325 - WASTEWATER COLLECT EQUIP

Account Number	Description	2018-19 Actual	2019-21 Actual	2021-23 Adopted	2021-23 Revised	2023-25 Adopted
<b>RESOURCES</b>						
60147325-439110	EQUIPMENT REPLACEMENT CHARGES	\$ -	\$ 146,800	\$ 140,000	\$ 140,000	\$ 200,000
60147325-480100	INTEREST	-	12,389	3,800	3,800	3,700
60147325-499050	BEGINNING BALANCE	-	458,558	399,600	399,600	385,600
<b>TOTAL RESOURCES</b>		<b>\$ -</b>	<b>\$ 617,747</b>	<b>\$ 543,400</b>	<b>\$ 543,400</b>	<b>\$ 589,300</b>
<b>REQUIREMENTS</b>						
60147325-700000	CAPITAL EQUIPMENT	\$ -	\$ 217,403	\$ 165,000	\$ 165,000	\$ 140,000
60147325-900135	RESERVE: EQUIPMENT REPLACEMENT	-	-	378,400	378,400	449,300
<b>TOTAL REQUIREMENTS</b>		<b>\$ -</b>	<b>\$ 217,403</b>	<b>\$ 543,400</b>	<b>\$ 543,400</b>	<b>\$ 589,300</b>
<b>RESOURCES LESS REQUIREMENTS</b>		<b>\$ -</b>	<b>\$ 400,344</b>	<b>\$ -</b>	<b>\$ -</b>	<b>\$ -</b>





**CITY OF ALBANY, OREGON**

**BIENNIUM 2023-2025**

LINE ITEM SUMMARY

DEPARTMENT: PUBLIC WORKS

PROGRAM: 60147330 - INDUSTRIAL PRETREAT EQUIP

Account Number	Description	2018-19 Actual	2019-21 Actual	2021-23 Adopted	2021-23 Revised	2023-25 Adopted
<b>RESOURCES</b>						
60147330-439110	EQUIPMENT REPLACEMENT CHARGES	\$ -	\$ 14,800	\$ 14,000	\$ 14,000	\$ 10,000
60147330-480100	INTEREST	-	1,457	600	600	500
60147330-499050	BEGINNING BALANCE	-	30,112	46,200	46,200	61,000
<b>TOTAL RESOURCES</b>		<b>\$ -</b>	<b>\$ 46,369</b>	<b>\$ 60,800</b>	<b>\$ 60,800</b>	<b>\$ 71,500</b>
<b>REQUIREMENTS</b>						
60147330-700000	CAPITAL EQUIPMENT	\$ -	\$ -	\$ -	\$ -	\$ 35,000
60147330-900135	RESERVE: EQUIPMENT REPLACEMENT	-	-	60,800	60,800	36,500
<b>TOTAL REQUIREMENTS</b>		<b>\$ -</b>	<b>\$ -</b>	<b>\$ 60,800</b>	<b>\$ 60,800</b>	<b>\$ 71,500</b>
<b>RESOURCES LESS REQUIREMENTS</b>		<b>\$ -</b>	<b>\$ 46,369</b>	<b>\$ -</b>	<b>\$ -</b>	<b>-</b>



# Water Fund

---

The Water Fund is responsible for the planning and development of city water infrastructure, coordination with state and federal agencies, regulatory compliance, and the long-term maintenance and functionality of the water system in Albany. The fund provides for the operation and maintenance of the Albany diversion dam, Santiam-Albany Canal, water distribution system, water pump stations, reservoirs, and treatment facilities, and funding to rebuild and add capacity to the water system when necessary.

## Revenues

Revenues for these operations are predominantly from water utility rates and system development charges (SDCs). Additional revenue comes from permits and construction fees; the sale of hydropower generated at the Vine Street hydroelectric facility; and from services provided to the city of Millersburg.

## Expenses

Expenses are primarily for personnel, water treatment, and water-related capital construction projects to repair, replace, or upgrade facilities, and equipment to maintain water treatment plants, reservoirs, and the distribution system. This fund also pays for debt taken in prior years for major capital improvements in the water system.

## Opportunities/Challenges

As an enterprise fund, the water fund must be self-supporting. Revenue primarily comes from user rates and SDCs. As costs of operational and capital needs continue to steadily rise, the city will need to ensure rates and SDCs keep pace or risk critical failures.

Funding from the American Rescue Plan Act of 2021 and federal infrastructure legislation may create opportunities for the city to have access to additional funding that can target major water system needs. Staff will pursue these funds as much as possible to help ease the burden of infrastructure investment on the community.

Ongoing investment in the water distribution system is maintaining our percent water loss at a historically low level. Staff continues to modify our asset management system to create a program of targeted and strategic investment of capital funds in pipe replacement projects.

An update of the Water Master Plan is underway and will be completed in fiscal year 2023-24. An updated Master Plan will help the city define current system deficiencies and create a prioritized list of capital investments to support existing and future demands on the entire water system. Toward the conclusion of the Master Plan work, the city will begin work on a Water Financial Plan to comprehensively address the funding needs of the water system. This project will include a revision to the water rate structure that will ensure rates continue to generate an appropriate amount of revenue while bringing the city into compliance with state water conservation and management plan requirements.



**CITY OF ALBANY, OREGON**  
**BIENNIUM 2023-2025**

FUND SUMMARY

FUND: WATER FUND

Description	2018-19 Actual	2019-21 Actual	2021-23 Adopted	2021-23 Revised	2023-25 Proposed	2023-25 Approved	2023-25 Adopted
<b>RESOURCES</b>							
BEGINNING BALANCE	\$ 13,753,801	\$ 14,323,744	\$ 12,844,400	\$ 12,844,400	\$ 20,338,200	\$ 20,338,200	\$ 20,338,200
PROPERTY TAXES	698	6	-	-	-	-	-
LICENSES & FEES	734,042	1,601,480	1,093,600	1,093,600	1,033,400	1,033,400	1,033,400
INTERGOVERNMENTAL	247,815	139,954	41,800	41,800	46,200	46,200	46,200
CHARGES FOR SERVICES	13,474,720	28,847,630	30,158,500	30,158,500	32,540,100	32,540,100	32,540,100
OTHER RESOURCES	42,131	62,749	15,000	15,000	15,000	15,000	15,000
INVESTMENT EARNINGS	473,581	543,239	152,900	152,900	178,700	178,700	178,700
TRANSFERS IN	455,800	855,707	5,700	505,700	-	-	-
INTRAFUND TRANSFERS	-	524,100	1,047,100	1,047,100	1,133,100	1,133,100	1,133,100
<b>TOTAL RESOURCES</b>	<b>\$ 29,182,588</b>	<b>\$ 46,898,609</b>	<b>\$ 45,359,000</b>	<b>\$ 45,859,000</b>	<b>\$ 55,284,700</b>	<b>\$ 55,284,700</b>	<b>\$ 55,284,700</b>
<b>REQUIREMENTS</b>							
PERSONNEL	\$ 2,388,356	\$ -	\$ -	\$ -	\$ -	\$ -	\$ -
MATERIALS & SERVICES	5,595,374	-	-	-	-	-	-
CAPITAL	3,916,409	-	-	-	-	-	-
DEBT SERVICE	1,936,894	-	-	-	-	-	-
WATER ADMINISTRATION	-	6,307,107	6,762,000	6,762,000	7,890,700	7,890,700	7,890,700
ALBANY-MILLERSBURG WTP	-	2,934,111	3,149,700	3,149,700	4,166,500	4,166,500	4,166,500
VINE ST WATER TREATMENT PLANT	-	2,132,539	2,430,600	2,430,600	2,054,600	2,054,600	2,054,600
WATER DISTRIBUTION	-	3,879,108	4,618,000	4,618,000	4,897,800	4,897,800	4,897,800
WATER CANAL MAINTENANCE	-	1,740,163	2,039,200	2,039,200	2,149,000	2,149,000	2,149,000
WATER SYSTEM CAPITAL PROJECTS	-	6,544,097	12,459,400	12,959,400	20,366,600	20,366,600	20,366,600
WATER SDC IMPROVEMENT FEE	-	121,576	266,100	266,100	34,500	34,500	34,500
WATER SDC REIMBURSEMENT FEE	-	289,898	714,300	714,300	640,900	640,900	640,900
WATER ECONOMIC DEVELOPMENT	-	-	510,000	510,000	518,400	518,400	518,400
NORTH ALBANY WATER CAPITAL	-	-	1,436,200	1,436,200	1,028,100	1,028,100	1,028,100
WATER DEBT SERVICE	-	3,856,888	5,453,700	5,453,700	5,437,800	5,437,800	5,437,800
WATER ADMIN IT EQUIP REPL	-	-	3,000	3,000	3,600	3,600	3,600
ALB-MILLERSBURG WTP IT EQ	-	28,021	316,500	316,500	370,500	370,500	370,500
VINE ST WTP IT EQUIP REPL	-	28,021	303,500	303,500	317,000	317,000	317,000
WATER DISTRIB IT EQUIP	-	-	5,400	5,400	7,200	7,200	7,200
CANAL MAINT IT EQUIP REPL	-	-	3,000	3,000	4,400	4,400	4,400
WATER ADMIN EQUIP REPLACE	-	-	25,300	25,300	3,900	3,900	3,900
ALB-MILLERSBURG WTP EQUIP	-	-	91,700	91,700	102,800	102,800	102,800
VINE ST WTP EQUIP REPLACE	-	-	17,700	17,700	40,000	40,000	40,000
WATER DISTRIBUTION EQUIP	-	132,165	627,400	627,400	705,900	705,900	705,900
WATER CANAL MAINT EQUIP	-	-	186,100	186,100	237,800	237,800	237,800
INTRAFUND TRANSFERS	-	524,100	1,047,100	1,047,100	1,133,100	1,133,100	1,133,100
TRANSFERS OUT	1,021,814	2,014,775	1,830,500	1,830,500	2,013,300	2,013,300	2,013,300
CONTINGENCIES	-	-	1,062,600	1,062,600	1,160,300	1,160,300	1,160,300
	<b>\$ 14,858,847</b>	<b>\$ 30,532,569</b>	<b>\$ 45,359,000</b>	<b>\$ 45,859,000</b>	<b>\$ 55,284,700</b>	<b>\$ 55,284,700</b>	<b>\$ 55,284,700</b>
<b>RESOURCES LESS REQUIREMENTS</b>	<b>\$ 14,323,741</b>	<b>\$ 16,366,040</b>	<b>\$ -</b>	<b>\$ -</b>	<b>\$ -</b>	<b>\$ -</b>	<b>\$ -</b>



**CITY OF ALBANY, OREGON**

**BIENNIUM 2023-2025**

LINE ITEM SUMMARY

DEPARTMENT: PUBLIC WORKS

PROGRAM: 61540400 - WATER REVENUES

Account Number	Description	2018-19 Actual	2019-21 Actual	2021-23 Adopted	2021-23 Revised	2023-25 Adopted
<b>RESOURCES</b>						
61540400-410035	PUBLIC FACILITY CONSTR PERMIT	\$ 61,651	\$ 80,415	\$ 30,000	\$ 30,000	\$ 30,000
61540400-412200	WATER SERVICE INSTALLATION CHG	138,635	288,296	140,000	140,000	140,000
61540400-424050	WCOMP WAGE SUBSIDY REIMB	8,083	2,118	-	-	-
61540400-428030	CITY OF LEBANON	139,324	-	-	-	-
61540400-436005	ALBANY WATER SERVICE CHARGES	7,940,971	16,919,857	19,891,800	19,891,800	22,428,300
61540400-436100	MILLERSBURG SERVICE CHARGES	303,377	669,867	500,000	500,000	500,000
61540400-436300	DUMBECK WATER DISTRICT	68,701	172,149	154,900	154,900	-
61540400-436410	COLLECTION AGENCY PAYMENTS	8,224	16,376	15,000	15,000	15,000
61540400-436415	HYDROPOWER REVENUE	53,847	128,931	150,000	150,000	100,000
61540400-469015	MISCELLANEOUS REVENUE	30,676	58,385	15,000	15,000	15,000
61540400-480100	INTEREST	202,586.00	57,419.00	20,000.00	20,000.00	20,000.00
61540400-480900	INTEREST: FAIR MARKET VALUE	-	53,264	-	-	-
61540400-497010	FROM: CENTRAL SERVICES FUND	-	-	5,700	5,700	-
61540400-499050	BEGINNING BALANCE	1,051,150	1,256,794	970,200	970,200	1,083,900
<b>TOTAL RESOURCES</b>		<b>\$ 10,007,225</b>	<b>\$ 19,703,871</b>	<b>\$ 21,892,600</b>	<b>\$ 21,892,600</b>	<b>\$ 24,332,200</b>



**CITY OF ALBANY, OREGON**  
**BIENNIUM 2023-2025**

LINE ITEM SUMMARY  
 DEPARTMENT: PUBLIC WORKS  
 PROGRAM: 61540405 - WATER ADMINISTRATION

Account Number	Description	2018-19 Actual	2019-21 Actual	2021-23 Adopted	2021-23 Revised	2023-25 Adopted
<b>REQUIREMENTS</b>						
61540405-510010	WAGES & SALARIES	\$ 90,185	\$ 86,598	\$ 194,200	\$ 194,200	\$ 222,300
61540405-560001	EMPLOYER MEDICAL	-	23,777	58,200	58,200	65,700
61540405-560005	EMPLOYER DENTAL	-	1,907	4,900	4,900	5,500
61540405-560008	EMPLOYER VISION	-	718	1,900	1,900	1,900
61540405-560010	EMPLOYER PAID BENEFITS	56,010	8,607	14,900	14,900	17,000
61540405-560012	EMPLOYER PAID DEFERRED COMP	-	520	2,000	2,000	4,400
61540405-560014	EMPLOYER PAID LTD/LIFE/AD&D	-	455	1,800	1,800	400
61540405-560016	EMPLOYER PAID WORKER'S COMP	-	1,511	7,900	7,900	9,000
61540405-560018	EMPLOYER PAID OREGON WBF	-	11	1,600	1,600	2,400
61540405-560020	PERS	-	28,860	64,200	64,200	73,400
61540405-560022	EMPLYR PAID OREGON PAID LEAVE	-	-	-	-	2,600
61540405-560030	HRA VEBA	-	3,000	4,000	4,000	4,000
61540405-600115	INSURANCE & BONDS	6,492	18,611	17,200	17,200	24,000
61540405-600400	CONTRACTUAL SERVICES	4,096	47,423	40,000	40,000	30,000
61540405-602300	SOFTWARE LICENSE FEES	10,412	7,428	20,800	20,800	20,800
61540405-610075	CREDIT CARD FEES	2,032	5,862	4,800	4,800	4,800
61540405-610130	EDUCATION & TRAINING	631	420	1,000	1,000	1,000
61540405-610170	FILING & RECORDING	3,236	4,409	4,000	4,000	6,000
61540405-610405	MATERIALS & SUPPLIES	575	275	3,100	3,100	3,100
61540405-610420	MEETINGS & CONFERENCES	1,689	1,459	2,200	2,200	2,200
61540405-610425	MEMBERSHIPS & DUES	6,146	12,348	12,400	12,400	14,400
61540405-610520	PERMITS	-	37,745	42,000	42,000	42,000
61540405-613610	ENERGY TRUST PROJECTS	-	-	5,700	5,700	-
61540405-630010	TELEPHONE	41	50	200	200	200
61540405-660200	CS: CENTRAL SERVICE	215,900	283,225	7,900	7,900	6,700
61540405-660210	CS: FINANCE	-	-	26,800	26,800	28,800
61540405-660211	CS: CITY MANAGER'S OFFICE	-	-	26,700	26,700	18,900
61540405-660212	CS: MAYOR & COUNCIL	-	-	3,000	3,000	1,900
61540405-660214	CS: HUMAN RESOURCES	-	-	4,300	4,300	5,100
61540405-660215	CS: LABOR RELATIONS	-	-	-	-	400
61540405-660225	CS: EMERGENCY MGMT/SAFETY	-	-	3,400	3,400	2,300
61540405-660500	CS: FLEXIBLE SPENDING ADMIN	58	-	-	-	-
61540405-660600	CS: GIS SYSTEM	75,400	128,262	127,200	127,200	139,200
61540405-660700	CS: INFORMATION TECHNOLOGY	7,700	14,589	16,000	16,000	15,500
61540405-660800	CS: IT EQUIPMENT REPLACEMENT	200	800	1,200	1,200	600
61540405-660900	CS: PERMIT TRACKING	16,500	36,200	40,000	40,000	31,800
61540405-662500	PW: ADMINISTRATION	363,512	789,880	873,700	873,700	1,094,600
61540405-662600	PW: BUILDING REPLACEMENT	25,000	50,000	50,000	50,000	100,000
61540405-662700	PW: CUSTOMER SERVICES	442,705	977,074	1,122,000	1,122,000	1,526,500
61540405-662800	PW: ENGINEERING SERVICES	596,898	1,127,254	1,160,700	1,160,700	1,349,300
61540405-662900	PW: FACILITIES ENGINEERING	936,279	2,063,684	2,318,100	2,318,100	2,496,400
61540405-663100	PW: OPERATIONS ADMINISTRATION	205,202	449,246	468,500	468,500	511,200
61540405-663300	PW: WATER QUALITY CONTROL	13,583	94,854	3,300	3,300	4,400
61540405-665400	PHYSICAL EXAMS & MEDICALS	-	45	-	-	-
61540405-670520	PROPERTY TAXES	-	-	200	200	-
61540405-914004	TO: STREET - ILFF TRANSFER	566,014	1,541,775	1,830,500	1,830,500	2,013,300
61540405-990000	CONTINGENCIES	-	-	1,062,600	1,062,600	1,160,300
<b>TOTAL REQUIREMENTS</b>		<b>\$ 3,646,496</b>	<b>\$ 7,848,882</b>	<b>\$ 9,655,100</b>	<b>\$ 9,655,100</b>	<b>\$ 11,064,300</b>



**CITY OF ALBANY, OREGON**  
**BIENNIUM 2023-2025**

LINE ITEM SUMMARY  
 DEPARTMENT: PUBLIC WORKS  
 PROGRAM: 61540410 - ALBANY-MILLERSBURG WTP

Account Number	Description	2018-19 Actual	2019-21 Actual	2021-23 Adopted	2021-23 Revised	2023-25 Adopted
<b>REQUIREMENTS</b>						
61540410-510010	WAGES & SALARIES	\$ 266,211	\$ 560,104	\$ 631,700	\$ 631,700	\$ 1,059,400
61540410-520010	TEMPORARY EMPLOYEES	-	-	-	-	20,000
61540410-530010	OVERTIME	10,739	17,924	24,000	24,000	45,000
61540410-560001	EMPLOYER MEDICAL	-	132,988	208,600	208,600	347,100
61540410-560005	EMPLOYER DENTAL	-	10,382	16,100	16,100	27,300
61540410-560008	EMPLOYER VISION	-	4,083	6,400	6,400	9,900
61540410-560010	EMPLOYER PAID BENEFITS	197,328	163,205	50,200	50,200	125,000
61540410-560012	EMPLOYER PAID DEFERRED COMP	-	816	3,500	3,500	7,200
61540410-560014	EMPLOYER PAID LTD/LIFE/AD&D	-	1,299	6,800	6,800	1,500
61540410-560016	EMPLOYER PAID WORKER'S COMP	-	6,270	32,100	32,100	43,700
61540410-560018	EMPLOYER PAID OREGON WBF	-	53	5,300	5,300	11,200
61540410-560020	PERS	-	132,042	216,500	216,500	329,100
61540410-560022	EMPLYR PAID OREGON PAID LEAVE	-	-	-	-	11,700
61540410-560030	HRA VEBA	-	24,236	16,000	16,000	24,000
61540410-600115	INSURANCE & BONDS	30,390	69,581	41,500	41,500	56,400
61540410-600400	CONTRACTUAL SERVICES	18,111	66,754	17,200	17,200	13,800
61540410-602300	SOFTWARE LICENSE FEES	30,285	45,792	77,900	77,900	87,100
61540410-610065	CHEMICALS	100,906	294,603	256,400	256,400	514,000
61540410-610130	EDUCATION & TRAINING	2,841	2,938	4,400	4,400	4,400
61540410-610135	EQUIPMENT RENTAL: PRIVATE	662	1,618	5,000	5,000	5,000
61540410-610330	LABORATORY SUPPLIES	5,099	17,757	18,000	18,000	26,000
61540410-610405	MATERIALS & SUPPLIES	4,096	15,559	12,000	12,000	15,000
61540410-610420	MEETINGS & CONFERENCES	1,517	500	4,200	4,200	4,200
61540410-610425	MEMBERSHIPS & DUES	390	425	1,700	1,700	1,700
61540410-610430	MINOR EQUIPMENT	10,506	27,823	28,000	28,000	28,000
61540410-610520	PERMITS	614	723	3,000	3,000	3,000
61540410-610700	TESTING	8,151	3,306	9,400	9,400	9,400
61540410-610750	UNIFORMS	2,241	4,608	3,000	3,000	4,000
61540410-610800	VEHICLE FUEL CHARGES	2,035	1,038	4,200	4,200	4,200
61540410-630000	ELECTRICITY	282,668	520,013	600,000	600,000	510,000
61540410-630005	NATURAL GAS	13,981	25,320	37,000	37,000	37,000
61540410-630010	TELEPHONE	7,265	15,871	14,200	14,200	14,200
61540410-650045	MAINT: WORK EQUIPMENT	956	5,795	3,200	3,200	3,200
61540410-651500	CONTRACT MAINTENANCE	47,565	76,594	126,500	126,500	108,200
61540410-651700	FAC ENG SYSTEM AUTOMATION	34,309	94,051	101,300	101,300	97,500
61540410-651800	FACILITIES MAINTENANCE	72,491	173,894	137,000	137,000	158,500
61540410-652500	REPAIR PARTS	9,090	20,139	28,900	28,900	17,400
61540410-652800	SAFETY IMPROVEMENTS	1,667	3,437	3,600	3,600	3,600
61540410-653600	MAINT: VEHICLE	1,743	3,488	2,600	2,600	2,600
61540410-655100	MAINT: BUILDING	460	586	2,000	2,000	2,000
61540410-655300	MAINT: GROUNDS	1,188	1,360	2,000	2,000	2,000
61540410-660100	CS: BUILDING MAINTENANCE	5,000	9,498	23,700	23,700	20,700
61540410-660200	CS: CENTRAL SERVICE	52,300	123,732	16,400	16,400	21,600
61540410-660210	CS: FINANCE	-	-	54,600	54,600	63,800
61540410-660211	CS: CITY MANAGER'S OFFICE	-	-	56,600	56,600	61,200
61540410-660212	CS: MAYOR & COUNCIL	-	-	6,500	6,500	6,200
61540410-660214	CS: HUMAN RESOURCES	-	-	26,300	26,300	30,100
61540410-660215	CS: LABOR RELATIONS	-	-	2,400	2,400	2,100
61540410-660225	CS: EMERGENCY MGMT/SAFETY	-	-	7,200	7,200	7,400
61540410-660400	CS: EQUIPMENT REPLACEMENT	10,000	20,000	20,000	20,000	10,000
61540410-660500	CS: FLEXIBLE SPENDING ADMIN	142	237	400	400	-
61540410-660700	CS: INFORMATION TECHNOLOGY	11,600	29,179	24,100	24,100	19,300
61540410-660701	CS: PHONE SYSTEM REPLACE	-	-	400	400	400
61540410-660800	CS: IT EQUIPMENT REPLACEMENT	44,300	79,000	104,000	104,000	104,000
61540410-665400	PHYSICAL EXAMS & MEDICALS	400	258	200	200	200
61540410-700000	CAPITAL EQUIPMENT	52,989	125,232	45,500	45,500	25,000
<b>TOTAL REQUIREMENTS</b>		<b>\$ 1,342,236</b>	<b>\$ 2,934,111</b>	<b>\$ 3,149,700</b>	<b>\$ 3,149,700</b>	<b>\$ 4,166,500</b>



**CITY OF ALBANY, OREGON**  
**BIENNIUM 2023-2025**

LINE ITEM SUMMARY

DEPARTMENT: PUBLIC WORKS

PROGRAM: 61540415 - VINE ST WATER TREATMENT PLANT

Account Number	Description	2018-19 Actual	2019-21 Actual	2021-23 Adopted	2021-23 Revised	2023-25 Adopted
<b>REQUIREMENTS</b>						
61540415-510010	WAGES & SALARIES	\$ 266,210	\$ 562,419	\$ 631,700	\$ 631,700	\$ 353,100
61540415-520010	TEMPORARY EMPLOYEES	-	-	-	-	20,000
61540415-530010	OVERTIME	10,739	16,830	24,000	24,000	15,000
61540415-560001	EMPLOYER MEDICAL	-	129,680	208,600	208,600	115,700
61540415-560005	EMPLOYER DENTAL	-	9,739	16,100	16,100	9,100
61540415-560008	EMPLOYER VISION	-	3,984	6,400	6,400	3,300
61540415-560010	EMPLOYER PAID BENEFITS	194,952	167,892	50,200	50,200	41,700
61540415-560012	EMPLOYER PAID DEFERRED COMP	-	816	3,500	3,500	2,400
61540415-560014	EMPLOYER PAID LTD/LIFE/AD&D	-	1,283	6,800	6,800	500
61540415-560016	EMPLOYER PAID WORKER'S COMP	-	6,096	32,100	32,100	14,600
61540415-560018	EMPLOYER PAID OREGON WBF	-	53	5,300	5,300	3,700
61540415-560020	PERS	-	131,314	216,500	216,500	109,700
61540415-560022	EMPLYR PAID OREGON PAID LEAVE	-	-	-	-	3,900
61540415-560030	HRA VEBA	-	23,764	16,000	16,000	8,000
61540415-600115	INSURANCE & BONDS	34,435	81,755	57,600	57,600	92,400
61540415-600400	CONTRACTUAL SERVICES	16,402	33,572	24,600	24,600	7,100
61540415-602300	SOFTWARE LICENSE FEES	24,615	43,990	77,900	77,900	87,100
61540415-610065	CHEMICALS	58,743	113,020	143,400	143,400	171,000
61540415-610130	EDUCATION & TRAINING	3,148	1,641	7,400	7,400	6,000
61540415-610135	EQUIPMENT RENTAL: PRIVATE	-	-	3,000	3,000	3,000
61540415-610330	LABORATORY SUPPLIES	5,233	13,391	16,600	16,600	21,000
61540415-610405	MATERIALS & SUPPLIES	3,136	6,802	8,500	8,500	7,000
61540415-610425	MEMBERSHIPS & DUES	616	2,087	1,500	1,500	2,000
61540415-610430	MINOR EQUIPMENT	20,038	40,617	30,000	30,000	30,000
61540415-610520	PERMITS	-	210	1,400	1,400	2,000
61540415-610700	TESTING	9,258	3,427	7,200	7,200	6,200
61540415-610750	UNIFORMS	2,150	3,671	7,000	7,000	7,000
61540415-610800	VEHICLE FUEL CHARGES	340	2,199	2,200	2,200	2,600
61540415-630000	ELECTRICITY	121,700	283,229	280,000	280,000	280,000
61540415-630010	TELEPHONE	6,279	14,960	12,200	12,200	12,200
61540415-630405	SEWER SERVICE CHARGES	767	1,616	1,600	1,600	1,800
61540415-630410	STORMWATER SERVICE CHARGES	442	999	1,200	1,200	1,600
61540415-630415	CITY SERVICES FEE CHARGES	-	-	-	-	600
61540415-650045	MAINT: WORK EQUIPMENT	38	906	1,000	1,000	1,000
61540415-651500	CONTRACT MAINTENANCE	26,619	60,623	69,800	69,800	94,600
61540415-651700	FAC ENG SYSTEM AUTOMATION	25,895	92,928	84,600	84,600	87,900
61540415-651800	FACILITIES MAINTENANCE	21,216	65,089	93,000	93,000	70,000
61540415-652500	REPAIR PARTS	4,150	-	8,000	8,000	8,000
61540415-652800	SAFETY IMPROVEMENTS	2,378	1,408	9,600	9,600	9,600
61540415-653600	MAINT: VEHICLE	982	1,703	2,200	2,200	3,000
61540415-655100	MAINT: BUILDING	4,213	634	6,000	6,000	6,000
61540415-655300	MAINT: GROUNDS	455	-	400	400	400
61540415-660100	CS: BUILDING MAINTENANCE	-	9,498	23,700	23,700	20,700
61540415-660200	CS: CENTRAL SERVICE	42,100	96,564	10,700	10,700	16,500
61540415-660210	CS: FINANCE	-	-	35,900	35,900	44,900
61540415-660211	CS: CITY MANAGER'S OFFICE	-	-	37,300	37,300	46,900
61540415-660212	CS: MAYOR & COUNCIL	-	-	4,200	4,200	4,700
61540415-660214	CS: HUMAN RESOURCES	-	-	13,100	13,100	15,100
61540415-660215	CS: LABOR RELATIONS	-	-	1,400	1,400	1,100
61540415-660225	CS: EMERGENCY MGMT/SAFETY	-	-	4,700	4,700	5,600
61540415-660400	CS: EQUIPMENT REPLACEMENT	4,500	9,000	14,000	14,000	22,000
61540415-660500	CS: FLEXIBLE SPENDING ADMIN	142	235	400	400	-
61540415-660700	CS: INFORMATION TECHNOLOGY	3,900	7,295	16,000	16,000	19,300
61540415-660701	CS: PHONE SYSTEM REPLACE	-	-	400	400	400
61540415-660800	CS: IT EQUIPMENT REPLACEMENT	42,800	85,600	93,700	93,700	85,600
61540415-700000	CAPITAL EQUIPMENT	14,307	-	-	-	50,000
<b>TOTAL REQUIREMENTS</b>		<b>\$ 972,898</b>	<b>\$ 2,132,539</b>	<b>\$ 2,430,600</b>	<b>\$ 2,430,600</b>	<b>\$ 2,054,600</b>



# CITY OF ALBANY, OREGON

BIENNIUM 2023-2025

LINE ITEM SUMMARY

DEPARTMENT: PUBLIC WORKS

PROGRAM: 61540420 - WATER DISTRIBUTION

Account Number	Description	2018-19 Actual	2019-21 Actual	2021-23 Adopted	2021-23 Revised	2023-25 Adopted
<b>REQUIREMENTS</b>						
61540420-510010	WAGES & SALARIES	\$ 504,895	\$ 1,153,055	\$ 1,203,800	\$ 1,203,800	\$ 1,332,400
61540420-530010	OVERTIME	7,321	15,186	24,000	24,000	20,000
61540420-540050	UNEMPLOYMENT CLAIMS	-	439	-	-	8,000
61540420-560001	EMPLOYER MEDICAL	-	227,206	367,600	367,600	484,200
61540420-560005	EMPLOYER DENTAL	-	16,519	30,100	30,100	37,800
61540420-560008	EMPLOYER VISION	-	7,344	11,600	11,600	13,800
61540420-560010	EMPLOYER PAID BENEFITS	330,692	331,577	94,000	94,000	156,500
61540420-560012	EMPLOYER PAID DEFERRED COMP	-	813	3,600	3,600	8,000
61540420-560014	EMPLOYER PAID LTD/LIFE/AD&D	-	2,492	9,800	9,800	1,900
61540420-560016	EMPLOYER PAID WORKER'S COMP	-	10,913	56,400	56,400	57,000
61540420-560018	EMPLOYER PAID OREGON WBF	-	97	9,800	9,800	13,700
61540420-560020	PERS	-	251,727	405,200	405,200	410,200
61540420-560022	EMPLYR PAID OREGON PAID LEAVE	-	-	-	-	14,300
61540420-560030	HRA VEBA	-	50,998	31,000	31,000	33,000
61540420-600115	INSURANCE & BONDS	104,341	87,003	75,700	75,700	102,300
61540420-600400	CONTRACTUAL SERVICES	34,340	60,024	83,000	83,000	87,000
61540420-602300	SOFTWARE LICENSE FEES	21,934	38,891	64,500	64,500	69,100
61540420-610130	EDUCATION & TRAINING	2,771	7,029	10,000	10,000	7,600
61540420-610135	EQUIPMENT RENTAL: PRIVATE	467	553	6,000	6,000	6,000
61540420-610405	MATERIALS & SUPPLIES	198,666	561,881	586,600	586,600	612,600
61540420-610420	MEETINGS & CONFERENCES	18	1,345	2,800	2,800	2,800
61540420-610425	MEMBERSHIPS & DUES	1,555	1,363	2,600	2,600	3,200
61540420-610430	MINOR EQUIPMENT	19,193	9,551	26,400	26,400	32,000
61540420-610520	PERMITS	585	1,704	1,600	1,600	4,000
61540420-610700	TESTING	19,458	49,122	44,800	44,800	44,800
61540420-610705	TOOLS	4,336	7,740	10,000	10,000	10,000
61540420-610750	UNIFORMS	6,641	11,723	10,400	10,401	10,400
61540420-610800	VEHICLE FUEL CHARGES	18,525	34,364	40,000	40,000	60,000
61540420-630000	ELECTRICITY	57,589	120,403	130,000	130,000	130,000
61540420-630010	TELEPHONE	8,593	29,270	25,200	25,200	25,200
61540420-650015	MAINT: COMMUNICATION EQUIPMENT	-	250	-	-	-
61540420-650045	MAINT: WORK EQUIPMENT	859	3,009	4,000	4,000	4,000
61540420-651500	CONTRACT MAINTENANCE	47,211	25,643	120,000	119,999	20,000
61540420-651700	FAC ENG SYSTEM AUTOMATION	29,308	93,035	106,000	106,000	92,900
61540420-651800	FACILITIES MAINTENANCE	23,136	44,720	90,700	90,700	93,200
61540420-652800	SAFETY IMPROVEMENTS	40	4,059	4,000	4,000	4,000
61540420-653600	MAINT: VEHICLE	13,544	62,548	50,000	50,000	60,000
61540420-653700	WATER METERS	150,717	176,282	385,600	385,600	338,600
61540420-660200	CS: CENTRAL SERVICE	88,500	199,412	21,600	21,600	31,100
61540420-660210	CS: FINANCE	-	-	81,500	81,500	95,300
61540420-660211	CS: CITY MANAGER'S OFFICE	-	-	75,300	75,300	88,400
61540420-660212	CS: MAYOR & COUNCIL	-	-	8,700	8,700	8,800
61540420-660214	CS: HUMAN RESOURCES	-	-	35,200	35,200	45,200
61540420-660215	CS: LABOR RELATIONS	-	-	3,800	3,800	2,100
61540420-660225	CS: EMERGENCY MGMT/SAFETY	-	-	9,500	9,500	10,600
61540420-660400	CS: EQUIPMENT REPLACEMENT	75,000	150,000	160,000	160,000	180,000
61540420-660500	CS: FLEXIBLE SPENDING ADMIN	39	33	400	400	-
61540420-660700	CS: INFORMATION TECHNOLOGY	30,800	14,589	24,100	24,100	23,200
61540420-660800	CS: IT EQUIPMENT REPLACEMENT	3,200	-	1,800	1,800	1,800
61540420-665400	PHYSICAL EXAMS & MEDICALS	602	1,159	800	800	800
61540420-700000	CAPITAL EQUIPMENT	68,720	14,037	68,500	68,500	-
<b>TOTAL REQUIREMENTS</b>		<b>\$ 1,873,596</b>	<b>\$ 3,879,108</b>	<b>\$ 4,618,000</b>	<b>\$ 4,618,000</b>	<b>\$ 4,897,800</b>





**CITY OF ALBANY, OREGON**  
**BIENNIUM 2023-2025**

LINE ITEM SUMMARY  
 DEPARTMENT: PUBLIC WORKS  
 PROGRAM: 61540425 - WATER CANAL MAINTENANCE

Account Number	Description	2018-19 Actual	2019-21 Actual	2021-23 Adopted	2021-23 Revised	2023-25 Adopted
<b>REQUIREMENTS</b>						
61540425-510010	WAGES & SALARIES	\$ 255,068	\$ 540,756	\$ 574,000	\$ 574,000	\$ 630,600
61540425-530010	OVERTIME	15,154	23,689	24,000	24,000	24,000
61540425-560001	EMPLOYER MEDICAL	-	118,180	184,500	184,500	208,500
61540425-560005	EMPLOYER DENTAL	-	9,778	15,500	15,500	17,400
61540425-560008	EMPLOYER VISION	-	3,713	5,800	5,800	5,900
61540425-560010	EMPLOYER PAID BENEFITS	182,852	148,414	45,800	45,800	83,600
61540425-560012	EMPLOYER PAID DEFERRED COMP	-	537	2,600	2,600	4,600
61540425-560014	EMPLOYER PAID LTD/LIFE/AD&D	-	1,108	4,600	4,600	800
61540425-560016	EMPLOYER PAID WORKER'S COMP	-	5,548	27,400	27,400	25,900
61540425-560018	EMPLOYER PAID OREGON WBF	-	34	4,900	4,900	6,300
61540425-560020	PERS	-	138,588	197,400	197,400	188,200
61540425-560022	EMPLYR PAID OREGON PAID LEAVE	-	-	-	-	6,600
61540425-560030	HRA VEBA	-	19,501	13,000	13,000	13,000
61540425-600115	INSURANCE & BONDS	2,258	5,842	8,300	8,300	15,000
61540425-600400	CONTRACTUAL SERVICES	91,932	179,826	230,000	230,000	244,000
61540425-602300	SOFTWARE LICENSE FEES	23,336	39,937	65,000	65,000	69,100
61540425-610130	EDUCATION & TRAINING	-	3,122	1,600	1,600	1,200
61540425-610135	EQUIPMENT RENTAL: PRIVATE	2,264	10,560	13,000	13,000	13,000
61540425-610405	MATERIALS & SUPPLIES	10,811	28,153	35,200	35,200	36,000
61540425-610420	MEETINGS & CONFERENCES	934	-	4,600	4,600	4,600
61540425-610425	MEMBERSHIPS & DUES	-	1,164	500	500	500
61540425-610430	MINOR EQUIPMENT	9,375	9,854	8,600	8,600	8,600
61540425-610520	PERMITS	1,668	724	2,800	2,800	2,800
61540425-610545	PRINTING & BINDING	132	-	600	600	600
61540425-610700	TESTING	7,945	20,804	20,000	20,000	20,000
61540425-610705	TOOLS	1,187	1,622	3,000	3,000	3,000
61540425-610750	UNIFORMS	854	1,309	4,000	4,000	4,000
61540425-610800	VEHICLE FUEL CHARGES	8,281	15,654	16,400	16,400	24,000
61540425-630000	ELECTRICITY	7,380	13,462	17,000	17,000	17,000
61540425-630010	TELEPHONE	7,748	11,464	15,000	15,000	15,000
61540425-650045	MAINT: WORK EQUIPMENT	2,008	5,152	5,000	5,000	7,000
61540425-651700	FAC ENG SYSTEM AUTOMATION	34,467	104,489	103,000	103,000	93,400
61540425-651800	FACILITIES MAINTENANCE	20,933	34,683	79,900	79,900	83,000
61540425-651900	HAZARDOUS TREE REMOVAL	3,800	11,195	30,000	30,000	30,000
61540425-652800	SAFETY IMPROVEMENTS	1,450	1,629	4,000	4,000	4,000
61540425-653600	MAINT: VEHICLE	12,832	15,023	12,000	12,000	16,000
61540425-660200	CS: CENTRAL SERVICE	36,400	79,839	9,800	9,800	13,900
61540425-660210	CS: FINANCE	-	-	27,700	27,700	34,000
61540425-660211	CS: CITY MANAGER'S OFFICE	-	-	33,000	33,000	39,100
61540425-660212	CS: MAYOR & COUNCIL	-	-	3,700	3,700	3,900
61540425-660214	CS: HUMAN RESOURCES	-	-	17,500	17,500	20,000
61540425-660215	CS: LABOR RELATIONS	-	-	1,400	1,400	1,400
61540425-660225	CS: EMERGENCY MGMT/SAFETY	-	-	4,200	4,200	4,700
61540425-660400	CS: EQUIPMENT REPLACEMENT	30,000	60,000	60,000	60,000	80,000
61540425-660500	CS: FLEXIBLE SPENDING ADMIN	81	69	-	-	-
61540425-660700	CS: INFORMATION TECHNOLOGY	7,700	14,589	16,000	16,000	23,200
61540425-660800	CS: IT EQUIPMENT REPLACEMENT	3,200	-	1,400	1,400	1,400
61540425-665400	PHYSICAL EXAMS & MEDICALS	95	654	-	-	200
61540425-700000	CAPITAL EQUIPMENT	133,062	59,498	85,500	85,500	-
<b>TOTAL REQUIREMENTS</b>		<b>\$ 915,207</b>	<b>\$ 1,740,163</b>	<b>\$ 2,039,200</b>	<b>\$ 2,039,200</b>	<b>\$ 2,149,000</b>



# CITY OF ALBANY, OREGON

BIENNIUM 2023-2025

LINE ITEM SUMMARY

DEPARTMENT: PUBLIC WORKS

PROGRAM: 61540450 - WATER SYSTEM CAPITAL PROJECTS

Account Number	Description	2018-19 Actual	2019-21 Actual	2021-23 Adopted	2021-23 Revised	2023-25 Adopted
<b>RESOURCES</b>						
61540450-412150	WATER CONNECTION FEES	\$ 37,738	\$ 160,826	\$ 60,000	\$ 60,000	\$ 60,000
61540450-413400	CONNECTION FEES: PRINCIPAL	-	940	-	-	-
61540450-413405	CONNECTION FEES: INTEREST	-	1,063	-	-	-
61540450-428030	CITY OF LEBANON	75,000	75,000	-	-	-
61540450-428035	CITY OF MILLERSBURG	25,408	62,836	41,800	41,800	46,200
61540450-436005	ALBANY WATER SERVICE CHARGES	3,349,300	7,536,100	6,007,400	6,007,400	6,061,800
61540450-469015	MISCELLANEOUS REVENUE	11,455	134	-	-	-
61540450-480100	INTEREST	178,583	283,774	67,000	67,000	102,700
61540450-490900	INTRAFUND TRANSFER IN	-	33,900	-	-	-
61540450-492030	FROM: GRANTS FUND	-	-	-	500,000	-
61540450-499050	BEGINNING BALANCE	8,160,714	8,136,695	6,283,200	6,283,200	14,095,900
<b>TOTAL RESOURCES</b>		<b>\$ 11,838,198</b>	<b>\$ 16,291,268</b>	<b>\$ 12,459,400</b>	<b>\$ 12,959,400</b>	<b>\$ 20,366,600</b>
<b>REQUIREMENTS</b>						
61540450-600400	CONTRACTUAL SERVICES	\$ 6,266	\$ 46,190	\$ 40,000	\$ 40,000	\$ 40,000
61540450-602403	WATER MASTER PLAN	-	-	300,000	300,000	500,000
61540450-602510	FP-17-01 HYDRO EVALUATION	53,809	48,541	25,000	25,000	25,000
61540450-602605	WATER SYSTEM MODELING	-	-	30,000	30,000	30,000
61540450-602700	SI TESTING/INSPECTION SVCS	-	-	6,000	6,000	6,000
61540450-602710	OUT OF WARRANTY WORK	(109)	2,908	40,000	40,000	40,000
61540450-610075	CREDIT CARD FEES	195	759	-	-	-
61540450-670060	CAPITAL RECOVERY AGREEMENT-PMT	-	-	40,000	40,000	40,000
61540450-670530	WATER LINE ASSESSMENTS	-	74,598	-	-	-
61540450-860000	W-12-02 AM WTP SAND REMOVAL	990	-	-	-	-
61540450-860005	W-19-01 VALLEY VIEW RES MIXING	24,919	149,175	-	-	-
61540450-860010	W-25-01 MAPLE RES. & PENSTOCK	-	-	-	-	500,000
61540450-860011	W-25-02 QUEEN RESVOIR COATING	-	-	-	-	200,000
61540450-860012	WC-25-01 CANAL BANK; 4TH-6TH	-	-	-	-	1,300,000
61540450-865005	WC-16-01 CZ GATES IMPROVEMENTS	960,321	120,731	-	-	-
61540450-865010	WC-16-03 CANAL BANK REP GOLTRA	100	-	-	-	-
61540450-865015	WC-17-01 RAISED CANAL EMB ANLY	84,562	34,007	20,000	20,000	-
61540450-865031	WC-21-01 40TH AVE CANAL BANK	-	6,860	-	-	-
61540450-865032	WC-21-02 STUTZMAN RD CANAL	-	6,860	-	-	-
61540450-865033	WTP-24-01 AM-WTP GENERATOR	-	-	-	-	1,000,000
61540450-865034	EDGEWOOD DR/W THORNTON LAKE	-	-	-	-	50,000
61540450-865035	WTP-AM RAW WTR CLEARWELL	-	-	-	-	200,000
61540450-865036	WTP VINE HYPO PANEL REPLACE	-	-	-	-	50,000
61540450-865037	WTP - CANAL FENCE REPLACEMENT	-	-	-	-	100,000
61540450-870035	WL-17-02 INDUSTRIAL WAY WL	78	-	-	-	-
61540450-870040	WL-17-03 OAK ST WL 34TH-38TH	591	203,523	-	-	-
61540450-870045	WL-17-04 SEISMIC VALVES	8,838	-	-	-	-
61540450-870055	WL-18-01 LAFAYETTE ET AL WL	1,022,147	-	-	-	-
61540450-870060	WL-18-02 PINE MEADOWS WL REPL	1,085,641	1,691	-	-	-
61540450-870065	WL-18-03 SANTA MARIA WL	35,578	109,560	-	-	-
61540450-870074	WL-19-01 BELMONT AVE WL	55,467	1,281,273	-	-	-
61540450-870075	WL-19-02 HILL ST WL: 24TH-34TH	33,707	706,893	-	-	-
61540450-870076	WL-20-01 9TH AVE WATER LINE	-	241,617	-	-	-
61540450-870077	WL-20-02 AM RES INFLUENT V&F	-	125,039	-	-	-
61540450-870078	WL-20-03 GIBSON HILL CORROSION	-	500,035	-	-	-
61540450-870079	WL-20-04 PARK TERRACE WL IMP	-	314,567	-	-	-
61540450-870080	WL-21-01 24TH WL: HILL-GEARY	-	28,971	-	-	-
61540450-870081	WL-21-02 DAVIDSON WL:14TH-16TH	-	38,778	-	-	-
61540450-870082	WL-21-03 QUEEN AVE: 99E-MARION	-	-	1,150,000	1,150,000	1,800,000
61540450-870083	SD-20-01 ELM ST&16TH AVE SD	-	43,137	-	-	-
61540450-870084	WL-21-04 AIRPORT RD WATER LINE	-	8,706	-	-	-
61540450-870085	WL-22-01 JEFFERSON ST REPLACE	-	-	365,000	365,000	-
61540450-870086	WL-22-02 QUEEN AVE WL 99E-CL	-	-	920,000	920,000	1,250,000
61540450-870087	WL-22-03 CHICAGO ST WL INFILL	-	-	58,000	58,000	-
61540450-870088	WL-22-04 WATER AVE WL REPLACE	-	-	1,200,000	1,200,000	1,000,000
61540450-870090	WL-23-01 WASHINGTON ST WL	-	-	1,133,000	1,133,000	1,133,000
61540450-870091	WL-23-02 FERRY ST WL	-	-	525,000	525,000	525,000
61540450-870092	WL-23-03 CALAPOOIA ST WL	-	-	900,000	900,000	900,000
61540450-870094	WL-24-01 COUNTRYMAN CIRCLE WL	-	-	-	-	1,250,000
61540450-870095	WL-24-02 SKYLINE DRIVE WL	-	-	-	-	450,000
61540450-870096	WL-25-01 7TH AVE/WALNUT WL	-	-	-	-	1,400,000
61540450-880020	WTP-17-01 BACKWASH PONDS IMP	282,390	1,708	-	-	-



**CITY OF ALBANY, OREGON**  
**BIENNIUM 2023-2025**

LINE ITEM SUMMARY  
 DEPARTMENT: PUBLIC WORKS  
 PROGRAM: 61540450 - WATER SYSTEM CAPITAL PROJECTS

Account Number	Description	2018-19 Actual	2019-21 Actual	2021-23 Adopted	2021-23 Revised	2023-25 Adopted
61540450-880025	WTP-17-02 VINE WTP IMP	845	2,964	-	-	-
61540450-880035	WTP-18-01 VINE WTP ACCELATOR	9,907	1,081,881	-	-	-
61540450-880040	WTP-19-01 AMWTP INTAKE GEN	36,018	2,216	-	-	-
61540450-880041	WTP-19-02 VINE WTP IMP	13,244	579,571	-	-	-
61540450-880042	WTP-20-01 VINE ST WTP CLEARWEL	-	709,074	-	-	-
61540450-880043	AM WTP RAW WATER INTAKE PUMP	-	72,264	-	-	-
61540450-880044	RAW WATER VFD REPLACEMENT	-	-	200,000	200,000	-
61540450-880045	AM WTP SEISMIC VALVE	-	-	100,000	100,000	-
61540450-880046	WTP-22-01 AMWTP RAW PUMP GEN	-	-	-	-	660,900
61540450-880047	AM WTP MEMBRANE REPLACE - ARPA	-	-	-	500,000	-
61540450-880048	AUTOMATION/SCADA	-	-	-	-	317,100
61540450-900060	RESERVE: CAPITAL PROJECTS	-	-	4,557,400	4,557,400	3,409,600
61540450-900410	RESERVE: MEMBRANE REPL	-	-	850,000	850,000	1,190,000
61540450-900616	RESERVE: WATER AMR CONVERSION	-	-	-	-	1,000,000
<b>TOTAL REQUIREMENTS</b>		<b>\$ 3,701,504</b>	<b>\$ 6,544,097</b>	<b>\$ 12,459,400</b>	<b>\$ 12,959,400</b>	<b>\$ 20,366,600</b>
<b>RESOURCES LESS REQUIREMENTS</b>		<b>\$ 8,136,694</b>	<b>\$ 9,747,171</b>	<b>\$ -</b>	<b>\$ -</b>	<b>\$ -</b>



# CITY OF ALBANY, OREGON

BIENNIUM 2023-2025

LINE ITEM SUMMARY

DEPARTMENT: PUBLIC WORKS

PROGRAM: 61540455 - WATER SDC IMPROVEMENT FEE

Account Number	Description	2018-19 Actual	2019-21 Actual	2021-23 Adopted	2021-23 Revised	2023-25 Adopted
<b>RESOURCES</b>						
61540455-411000	SDC-I: WATER	\$ 424,889	\$ 834,787	\$ 700,000	\$ 700,000	\$ 600,000
61540455-413100	WATER SDC: PRINCIPAL	-	158	200	200	200
61540455-413105	WATER SDC: INTEREST	-	178	400	400	200
61540455-480100	INTEREST	7,168	13,283	7,600	7,600	200
61540455-499050	BEGINNING BALANCE	330,754	299,964	605,000	605,000	133,900
<b>TOTAL RESOURCES</b>		<b>\$ 762,811</b>	<b>\$ 1,148,370</b>	<b>\$ 1,313,200</b>	<b>\$ 1,313,200</b>	<b>\$ 734,500</b>
<b>REQUIREMENTS</b>						
61540455-610075	CREDIT CARD FEES	\$ 7,048	\$ 18,376	\$ 24,000	\$ 24,000	\$ 10,000
61540455-870065	WL-18-03 SANTA MARIA WL	-	103,200	-	-	-
61540455-900060	RESERVE: CAPITAL PROJECTS	-	-	232,100	232,100	14,500
61540455-900530	RESERVE: PIPE OVER-SIZING	-	-	10,000	10,000	10,000
61540455-909070	INTRAFUND TO: DEBT SERVICE	-	300,000	1,047,100	1,047,100	700,000
61540455-913010	TO: DEBT SERVICE FUND	455,800	240,000	-	-	-
<b>TOTAL REQUIREMENTS</b>		<b>\$ 462,848</b>	<b>\$ 661,576</b>	<b>\$ 1,313,200</b>	<b>\$ 1,313,200</b>	<b>\$ 734,500</b>
<b>RESOURCES LESS REQUIREMENTS</b>		<b>\$ 299,963</b>	<b>\$ 486,794</b>	<b>\$ -</b>	<b>\$ -</b>	<b>\$ -</b>



**CITY OF ALBANY, OREGON**

**BIENNIUM 2023-2025**

LINE ITEM SUMMARY

DEPARTMENT: PUBLIC WORKS

PROGRAM: 61540460 - WATER SDC REIMBURSEMENT FEE

Account Number	Description	2018-19 Actual	2019-21 Actual	2021-23 Adopted	2021-23 Revised	2023-25 Adopted
<b>RESOURCES</b>						
61540460-411001	SDC-R: WATER	\$ 71,129	\$ 233,474	\$ 160,000	\$ 160,000	\$ 200,000
61540460-413100	WATER SDC: PRINCIPAL	-	630	2,000	2,000	2,000
61540460-413105	WATER SDC: INTEREST	-	713	1,000	1,000	1,000
61540460-480100	INTEREST	21,578	23,084	5,900	5,900	8,000
61540460-499050	BEGINNING BALANCE	920,361	1,011,888	545,400	545,400	863,000
<b>TOTAL RESOURCES</b>		<b>\$ 1,013,068</b>	<b>\$ 1,269,789</b>	<b>\$ 714,300</b>	<b>\$ 714,300</b>	<b>\$ 1,074,000</b>
<b>REQUIREMENTS</b>						
61540460-610075	CREDIT CARD FEES	\$ 1,180	\$ 3,898	\$ 6,000	\$ 6,000	\$ 6,000
61540460-870075	WL-19-02 HILL ST WL: 24TH-34TH	-	286,000	-	-	-
61540460-900060	RESERVE: CAPITAL PROJECTS	-	-	708,300	708,300	634,900
61540460-909070	INTRAFUND TO: DEBT SERVICE	-	190,200	-	-	433,100
61540460-913010	TO: DEBT SERVICE FUND	-	233,000	-	-	-
<b>TOTAL REQUIREMENTS</b>		<b>\$ 1,180</b>	<b>\$ 713,098</b>	<b>\$ 714,300</b>	<b>\$ 714,300</b>	<b>\$ 1,074,000</b>
<b>RESOURCES LESS REQUIREMENTS</b>		<b>\$ 1,011,888</b>	<b>\$ 556,691</b>	<b>\$ -</b>	<b>\$ -</b>	<b>\$ -</b>



**CITY OF ALBANY, OREGON**

**BIENNIUM 2023-2025**

LINE ITEM SUMMARY

DEPARTMENT: PUBLIC WORKS

PROGRAM: 61540465 - WATER ECONOMIC DEVELOPMENT

Account Number	Description	2018-19 Actual	2019-21 Actual	2021-23 Adopted	2021-23 Revised	2023-25 Adopted
<b>RESOURCES</b>						
61540465-436005	ALBANY WATER SERVICE CHARGES	\$ 43,800	\$ -	\$ -	\$ -	\$ -
61540465-480100	INTEREST	11,028	17,843	10,000	10,000	10,000
61540465-499050	BEGINNING BALANCE	462,240	517,067	500,000	500,000	508,400
<b>TOTAL RESOURCES</b>		<b>\$ 517,068</b>	<b>\$ 534,910</b>	<b>\$ 510,000</b>	<b>\$ 510,000</b>	<b>\$ 518,400</b>
<b>REQUIREMENTS</b>						
61540465-900060	RESERVE: CAPITAL PROJECTS	\$ -	\$ -	\$ 510,000	\$ 510,000	\$ 518,400
61540465-909000	INTRAFUND TRANSFER OUT	-	33,900	-	-	-
<b>TOTAL REQUIREMENTS</b>		<b>\$ -</b>	<b>\$ 33,900</b>	<b>\$ 510,000</b>	<b>\$ 510,000</b>	<b>\$ 518,400</b>
<b>RESOURCES LESS REQUIREMENTS</b>		<b>\$ 517,068</b>	<b>\$ 501,010</b>	<b>\$ -</b>	<b>\$ -</b>	<b>\$ -</b>



**CITY OF ALBANY, OREGON**

**BIENNIUM 2023-2025**

LINE ITEM SUMMARY

DEPARTMENT: PUBLIC WORKS

PROGRAM: 61540470 - NORTH ALBANY WATER CAPITAL

Account Number	Description	2018-19 Actual	2019-21 Actual	2021-23 Adopted	2021-23 Revised	2023-25 Adopted
<b>RESOURCES</b>						
61540470-436400	CAPITAL CHARGES	\$ 112,000	\$ 240,000	\$ 250,300	\$ 250,300	\$ 274,100
61540470-480100	INTEREST	19,682	36,208	10,100	10,100	5,100
61540470-499050	BEGINNING BALANCE	773,465	905,147	1,175,800	1,175,800	748,900
<b>TOTAL RESOURCES</b>		<b>\$ 905,147</b>	<b>\$ 1,181,355</b>	<b>\$ 1,436,200</b>	<b>\$ 1,436,200</b>	<b>\$ 1,028,100</b>
<b>REQUIREMENTS</b>						
61540470-870089	WL-22-05 EAGLE VIEW & WISHRAM	\$ -	\$ -	\$ 1,100,000	\$ 1,100,000	\$ -
61540470-870094	WL-24-01 COUNTRYMAN CIRCLE WL	-	-	-	-	700,000
61540470-900060	RESERVE: CAPITAL PROJECTS	-	-	336,200	336,200	328,100
<b>TOTAL REQUIREMENTS</b>		<b>\$ -</b>	<b>\$ -</b>	<b>\$ 1,436,200</b>	<b>\$ 1,436,200</b>	<b>\$ 1,028,100</b>
<b>RESOURCES LESS REQUIREMENTS</b>		<b>\$ 905,147</b>	<b>\$ 1,181,355</b>	<b>\$ -</b>	<b>\$ -</b>	<b>\$ -</b>



**CITY OF ALBANY, OREGON**

**BIENNIUM 2023-2025**

LINE ITEM SUMMARY

DEPARTMENT: PUBLIC WORKS

PROGRAM: 61540475 - WATER DEBT SERVICE

Account Number	Description	2018-19 Actual	2019-21 Actual	2021-23 Adopted	2021-23 Revised	2023-25 Adopted
<b>RESOURCES</b>						
61540475-400510	PROPERTY TAXES - DELINQUENT	\$ 698	\$ 6	\$ -	\$ -	\$ -
61540475-436005	ALBANY WATER SERVICE CHARGES	1,475,000	2,884,000	2,733,000	2,733,000	2,675,500
61540475-480100	INTEREST	21,682	33,435	20,000	20,000	20,000
61540475-490955	INTRAFUND FROM: SDC IMPROVE	-	300,000	1,047,100	1,047,100	700,000
61540475-490960	INTRAFUND FROM: SDC REIMBURSE	-	190,200	-	-	433,100
61540475-496154	FROM: WATER SDC-I	455,800	240,000	-	-	-
61540475-496155	FROM: WATER SDC-R	-	233,000	-	-	-
61540475-499100	RESERVED BEGINNING BALANCE	1,621,333	1,637,619	1,653,600	1,653,600	1,609,200
<b>TOTAL RESOURCES</b>		<b>\$ 3,574,513</b>	<b>\$ 5,518,260</b>	<b>\$ 5,453,700</b>	<b>\$ 5,453,700</b>	<b>\$ 5,437,800</b>
<b>REQUIREMENTS</b>						
61540475-920010	BOND PRINCIPAL: 2013 WATER	\$ 1,060,000	\$ 2,240,000	\$ 2,435,000	\$ 2,435,000	\$ 2,635,000
61540475-930015	BOND INTEREST: 2013 WATER	876,894	1,616,888	1,412,900	1,412,900	1,203,600
61540475-980005	RESERVE: RATES	-	-	505,800	505,800	499,200
61540475-980010	RESERVE: BOND STABILIZATION	-	-	1,100,000	1,100,000	1,100,000
<b>TOTAL REQUIREMENTS</b>		<b>\$ 1,936,894</b>	<b>\$ 3,856,888</b>	<b>\$ 5,453,700</b>	<b>\$ 5,453,700</b>	<b>\$ 5,437,800</b>
<b>RESOURCES LESS REQUIREMENTS</b>		<b>\$ 1,637,619</b>	<b>\$ 1,661,372</b>	<b>\$ -</b>	<b>\$ -</b>	<b>\$ -</b>





**CITY OF ALBANY, OREGON**

**BIENNIUM 2023-2025**

LINE ITEM SUMMARY

DEPARTMENT: PUBLIC WORKS

PROGRAM: 61546405 - WATER ADMIN IT EQUIP REPL

Account Number	Description	2018-19 Actual	2019-21 Actual	2021-23 Adopted	2021-23 Revised	2023-25 Adopted
<b>RESOURCES</b>						
61546405-439115	IT EQUIP REPLACEMENT CHARGES	\$ -	\$ 200	\$ 1,200	\$ 1,200	\$ 600
61546405-480100	INTEREST	-	12	-	-	-
61546405-492170	FROM: EQUIPMENT REPLACEMENT	-	1,606	-	-	-
61546405-499050	BEGINNING BALANCE	-	-	1,800	1,800	3,000
<b>TOTAL RESOURCES</b>		<b>\$ -</b>	<b>\$ 1,818</b>	<b>\$ 3,000</b>	<b>\$ 3,000</b>	<b>\$ 3,600</b>
<b>REQUIREMENTS</b>						
61546405-606002	MINOR IT EQ: DESKTOP	\$ -	\$ -	\$ 1,500	\$ 1,500	\$ -
61546405-900140	RESERVE: IT EQUIPMENT REPLACE	-	-	1,500	1,500	3,600
<b>TOTAL REQUIREMENTS</b>		<b>\$ -</b>	<b>\$ -</b>	<b>\$ 3,000</b>	<b>\$ 3,000</b>	<b>\$ 3,600</b>
<b>RESOURCES LESS REQUIREMENTS</b>		<b>\$ -</b>	<b>\$ 1,818</b>	<b>\$ -</b>	<b>\$ -</b>	<b>\$ -</b>



**CITY OF ALBANY, OREGON**

**BIENNIUM 2023-2025**

LINE ITEM SUMMARY

DEPARTMENT: PUBLIC WORKS

PROGRAM: 61546410 - ALB-MILLERSBURG WTP IT EQ

Account Number	Description	2018-19 Actual	2019-21 Actual	2021-23 Adopted	2021-23 Revised	2023-25 Adopted
<b>RESOURCES</b>						
61546410-439115	IT EQUIP REPLACEMENT CHARGES	\$ -	\$ 19,750	\$ 104,000	\$ 104,000	\$ 104,000
61546410-480100	INTEREST	-	1,325	2,200	2,200	2,200
61546410-492170	FROM: EQUIPMENT REPLACEMENT	-	190,092	-	-	-
61546410-499050	BEGINNING BALANCE	-	-	210,300	210,300	264,300
<b>TOTAL RESOURCES</b>		<b>\$ -</b>	<b>\$ 211,167</b>	<b>\$ 316,500</b>	<b>\$ 316,500</b>	<b>\$ 370,500</b>
<b>REQUIREMENTS</b>						
61546410-606002	MINOR IT EQ: DESKTOP	\$ -	\$ -	\$ 4,500	\$ 4,500	\$ -
61546410-606401	MINOR IT EQ: SCADA	-	1,419	-	-	-
61546410-706401	CAPITAL IT: SCADA	-	26,602	83,900	83,900	60,800
61546410-900140	RESERVE: IT EQUIPMENT REPLACE	-	-	228,100	228,100	309,700
<b>TOTAL REQUIREMENTS</b>		<b>\$ -</b>	<b>\$ 28,021</b>	<b>\$ 316,500</b>	<b>\$ 316,500</b>	<b>\$ 370,500</b>
<b>RESOURCES LESS REQUIREMENTS</b>		<b>\$ -</b>	<b>\$ 183,146</b>	<b>\$ -</b>	<b>\$ -</b>	<b>\$ -</b>



**CITY OF ALBANY, OREGON**

**BIENNIUM 2023-2025**

LINE ITEM SUMMARY

DEPARTMENT: PUBLIC WORKS

PROGRAM: 61546415 - VINE ST WTP IT EQUIP REPL

Account Number	Description	2018-19 Actual	2019-21 Actual	2021-23 Adopted	2021-23 Revised	2023-25 Adopted
<b>RESOURCES</b>						
61546415-439115	IT EQUIP REPLACEMENT CHARGES	\$ -	\$ 21,400	\$ 93,700	\$ 93,700	\$ 85,600
61546415-480100	INTEREST	-	1,301	2,200	2,200	3,000
61546415-492170	FROM: EQUIPMENT REPLACEMENT	-	185,860	-	-	-
61546415-499050	BEGINNING BALANCE	-	-	207,600	207,600	228,400
<b>TOTAL RESOURCES</b>		<b>\$ -</b>	<b>\$ 208,561</b>	<b>\$ 303,500</b>	<b>\$ 303,500</b>	<b>\$ 317,000</b>
<b>REQUIREMENTS</b>						
61546415-606002	MINOR IT EQ: DESKTOP	\$ -	\$ -	\$ 1,500	\$ 1,500	\$ 1,500
61546415-606003	MINOR IT EQ: LAPTOP	-	-	1,500	1,500	-
61546415-606401	MINOR IT EQ: SCADA	-	1,419	-	-	-
61546415-706401	CAPITAL IT: SCADA	-	26,602	15,000	15,000	22,600
61546415-900140	RESERVE: IT EQUIPMENT REPLACE	-	-	285,500	285,500	292,900
<b>TOTAL REQUIREMENTS</b>		<b>\$ -</b>	<b>\$ 28,021</b>	<b>\$ 303,500</b>	<b>\$ 303,500</b>	<b>\$ 317,000</b>
<b>RESOURCES LESS REQUIREMENTS</b>		<b>\$ -</b>	<b>\$ 180,540</b>	<b>\$ -</b>	<b>\$ -</b>	<b>\$ -</b>



**CITY OF ALBANY, OREGON**

**BIENNIUM 2023-2025**

LINE ITEM SUMMARY

DEPARTMENT: PUBLIC WORKS

PROGRAM: 61546420 - WATER DISTRIB IT EQUIP

Account Number	Description	2018-19 Actual	2019-21 Actual	2021-23 Adopted	2021-23 Revised	2023-25 Adopted
<b>RESOURCES</b>						
61546420-439115	IT EQUIP REPLACEMENT CHARGES	\$ -	\$ -	\$ 1,800	\$ 1,800	\$ 1,800
61546420-480100	INTEREST	-	24	-	-	-
61546420-492170	FROM: EQUIPMENT REPLACEMENT	-	3,570	-	-	-
61546420-499050	BEGINNING BALANCE	-	-	3,600	3,600	5,400
<b>TOTAL RESOURCES</b>		<b>\$ -</b>	<b>\$ 3,594</b>	<b>\$ 5,400</b>	<b>\$ 5,400</b>	<b>\$ 7,200</b>
<b>REQUIREMENTS</b>						
61546420-606002	MINOR IT EQ: DESKTOP	\$ -	\$ -	\$ 3,000	\$ 3,000	\$ 1,500
61546420-900140	RESERVE: IT EQUIPMENT REPLACE	-	-	2,400	2,400	5,700
<b>TOTAL REQUIREMENTS</b>		<b>\$ -</b>	<b>\$ -</b>	<b>\$ 5,400</b>	<b>\$ 5,400</b>	<b>\$ 7,200</b>
<b>RESOURCES LESS REQUIREMENTS</b>		<b>\$ -</b>	<b>\$ 3,594</b>	<b>\$ -</b>	<b>\$ -</b>	<b>\$ -</b>



**CITY OF ALBANY, OREGON**

**BIENNIUM 2023-2025**

LINE ITEM SUMMARY

DEPARTMENT: PUBLIC WORKS

PROGRAM: 61546425 - CANAL MAINT IT EQUIP REPL

Account Number	Description	2018-19 Actual	2019-21 Actual	2021-23 Adopted	2021-23 Revised	2023-25 Adopted
<b>RESOURCES</b>						
61546425-439115	IT EQUIP REPLACEMENT CHARGES	\$ -	\$ -	\$ 1,400	\$ 1,400	\$ 1,400
61546425-480100	INTEREST	-	11	-	-	-
61546425-492170	FROM: EQUIPMENT REPLACEMENT	-	1,579	-	-	-
61546425-499050	BEGINNING BALANCE	-	-	1,600	1,600	3,000
<b>TOTAL RESOURCES</b>		<b>\$ -</b>	<b>\$ 1,590</b>	<b>\$ 3,000</b>	<b>\$ 3,000</b>	<b>\$ 4,400</b>
<b>REQUIREMENTS</b>						
61546425-606002	MINOR IT EQ: DESKTOP	\$ -	\$ -	\$ 3,000	\$ 3,000	\$ -
61546425-900140	RESERVE: IT EQUIPMENT REPLACE	-	-	-	-	4,400
<b>TOTAL REQUIREMENTS</b>		<b>\$ -</b>	<b>\$ -</b>	<b>\$ 3,000</b>	<b>\$ 3,000</b>	<b>\$ 4,400</b>
<b>RESOURCES LESS REQUIREMENTS</b>		<b>\$ -</b>	<b>\$ 1,590</b>	<b>\$ -</b>	<b>\$ -</b>	<b>\$ -</b>



**CITY OF ALBANY, OREGON**

**BIENNIUM 2023-2025**

LINE ITEM SUMMARY

DEPARTMENT: PUBLIC WORKS

PROGRAM: 61547405 - WATER ADMIN EQUIP REPLACE

Account Number	Description	2018-19 Actual	2019-21 Actual	2021-23 Adopted	2021-23 Revised	2023-25 Adopted
<b>RESOURCES</b>						
61547405-480100	INTEREST	\$ -	\$ 813	\$ 100	\$ 100	\$ -
61547405-499050	BEGINNING BALANCE	-	24,550	25,200	25,200	3,900
<b>TOTAL RESOURCES</b>		<b>\$ -</b>	<b>\$ 25,363</b>	<b>\$ 25,300</b>	<b>\$ 25,300</b>	<b>\$ 3,900</b>
<b>REQUIREMENTS</b>						
61547405-700000	CAPITAL EQUIPMENT	\$ -	\$ -	\$ 25,300	\$ 25,300	\$ -
61547405-900135	RESERVE: EQUIPMENT REPLACEMENT	-	-	-	-	3,900
<b>TOTAL REQUIREMENTS</b>		<b>\$ -</b>	<b>\$ -</b>	<b>\$ 25,300</b>	<b>\$ 25,300</b>	<b>\$ 3,900</b>
<b>RESOURCES LESS REQUIREMENTS</b>		<b>\$ -</b>	<b>\$ 25,363</b>	<b>\$ -</b>	<b>\$ -</b>	<b>\$ -</b>



**CITY OF ALBANY, OREGON**

**BIENNIUM 2023-2025**

LINE ITEM SUMMARY

DEPARTMENT: PUBLIC WORKS

PROGRAM: 61547410 - ALB-MILLERSBURG WTP EQUIP

Account Number	Description	2018-19 Actual	2019-21 Actual	2021-23 Adopted	2021-23 Revised	2023-25 Adopted
<b>RESOURCES</b>						
61547410-439110	EQUIPMENT REPLACEMENT CHARGES	\$ -	\$ 20,000	\$ 20,000	\$ 20,000	\$ 10,000
61547410-480100	INTEREST	-	2,079	700	700	700
61547410-499050	BEGINNING BALANCE	-	49,122	71,000	71,000	92,100
<b>TOTAL RESOURCES</b>		<b>\$ -</b>	<b>\$ 71,201</b>	<b>\$ 91,700</b>	<b>\$ 91,700</b>	<b>\$ 102,800</b>
<b>REQUIREMENTS</b>						
61547410-700000	CAPITAL EQUIPMENT	\$ -	\$ -	\$ 35,000	\$ 35,000	\$ 48,000
61547410-900135	RESERVE: EQUIPMENT REPLACEMENT	-	-	56,700	56,700	54,800
<b>TOTAL REQUIREMENTS</b>		<b>\$ -</b>	<b>\$ -</b>	<b>\$ 91,700</b>	<b>\$ 91,700</b>	<b>\$ 102,800</b>
<b>RESOURCES LESS REQUIREMENTS</b>		<b>\$ -</b>	<b>\$ 71,201</b>	<b>\$ -</b>	<b>\$ -</b>	<b>-</b>



**CITY OF ALBANY, OREGON**

**BIENNIUM 2023-2025**

LINE ITEM SUMMARY

DEPARTMENT: PUBLIC WORKS

PROGRAM: 61547415 - VINE ST WTP EQUIP REPLACE

Account Number	Description	2018-19 Actual	2019-21 Actual	2021-23 Adopted	2021-23 Revised	2023-25 Adopted
<b>RESOURCES</b>						
61547415-439110	EQUIPMENT REPLACEMENT CHARGES	\$ -	\$ 9,000	\$ 14,000	\$ 14,000	\$ 22,000
61547415-480100	INTEREST	-	52	100	100	200
61547415-499050	BEGINNING BALANCE	-	(5,418)	3,600	3,600	17,800
<b>TOTAL RESOURCES</b>		<b>\$ -</b>	<b>\$ 3,634</b>	<b>\$ 17,700</b>	<b>\$ 17,700</b>	<b>\$ 40,000</b>
<b>REQUIREMENTS</b>						
61547415-700000	CAPITAL EQUIPMENT	\$ -	\$ -	\$ -	\$ -	\$ 40,000
61547415-900135	RESERVE: EQUIPMENT REPLACEMENT	-	-	17,700	17,700	-
<b>TOTAL REQUIREMENTS</b>		<b>\$ -</b>	<b>\$ -</b>	<b>\$ 17,700</b>	<b>\$ 17,700</b>	<b>\$ 40,000</b>
<b>RESOURCES LESS REQUIREMENTS</b>		<b>\$ -</b>	<b>\$ 3,634</b>	<b>\$ -</b>	<b>\$ -</b>	<b>\$ -</b>





**CITY OF ALBANY, OREGON**

**BIENNIUM 2023-2025**

LINE ITEM SUMMARY

DEPARTMENT: PUBLIC WORKS

PROGRAM: 61547420 - WATER DISTRIBUTION EQUIP

Account Number	Description	2018-19 Actual	2019-21 Actual	2021-23 Adopted	2021-23 Revised	2023-25 Adopted
<b>RESOURCES</b>						
61547420-439110	EQUIPMENT REPLACEMENT CHARGES	\$ -	\$ 150,000	\$ 160,000	\$ 160,000	\$ 180,000
61547420-469015	MISCELLANEOUS REVENUE	-	23	-	-	-
61547420-469105	SALE OF CAPITAL ASSET	-	4,207.00	-	-	-
61547420-480100	INTEREST	-	15,918	5,700	5,700	4,800
61547420-499050	BEGINNING BALANCE	-	428,695	461,700	461,700	521,100
<b>TOTAL RESOURCES</b>		<b>\$ -</b>	<b>\$ 598,843</b>	<b>\$ 627,400</b>	<b>\$ 627,400</b>	<b>\$ 705,900</b>
<b>REQUIREMENTS</b>						
61547420-700000	CAPITAL EQUIPMENT	\$ -	\$ 132,165	\$ 186,000	\$ 186,000	\$ 235,000
61547420-900135	RESERVE: EQUIPMENT REPLACEMENT	-	-	441,400	441,400	470,900
<b>TOTAL REQUIREMENTS</b>		<b>\$ -</b>	<b>\$ 132,165</b>	<b>\$ 627,400</b>	<b>\$ 627,400</b>	<b>\$ 705,900</b>
<b>RESOURCES LESS REQUIREMENTS</b>		<b>\$ -</b>	<b>\$ 466,678</b>	<b>\$ -</b>	<b>\$ -</b>	<b>\$ -</b>



**CITY OF ALBANY, OREGON**

**BIENNIUM 2023-2025**

LINE ITEM SUMMARY

DEPARTMENT: PUBLIC WORKS

PROGRAM: 61547425 - WATER CANAL MAINT EQUIP

Account Number	Description	2018-19 Actual	2019-21 Actual	2021-23 Adopted	2021-23 Revised	2023-25 Adopted
<b>RESOURCES</b>						
61547425-439110	EQUIPMENT REPLACEMENT CHARGES	\$ -	\$ 60,000	\$ 60,000	\$ 60,000	\$ 80,000
61547425-480100	INTEREST	-	3,394	1,300	1,301	1,800
61547425-499050	BEGINNING BALANCE	-	61,621	124,800	124,800	156,000
<b>TOTAL RESOURCES</b>		<b>\$ -</b>	<b>\$ 125,015</b>	<b>\$ 186,100</b>	<b>\$ 186,101</b>	<b>\$ 237,800</b>
<b>REQUIREMENTS</b>						
61547425-700000	CAPITAL EQUIPMENT	\$ -	\$ -	\$ 35,000	\$ 35,000	\$ -
61547425-900135	RESERVE: EQUIPMENT REPLACEMENT	-	-	151,100	151,100	237,800
<b>TOTAL REQUIREMENTS</b>		<b>\$ -</b>	<b>\$ -</b>	<b>\$ 186,100</b>	<b>\$ 186,100</b>	<b>\$ 237,800</b>
<b>RESOURCES LESS REQUIREMENTS</b>		<b>\$ -</b>	<b>\$ 125,015</b>	<b>\$ -</b>	<b>\$ 1</b>	<b>\$ -</b>



# Stormwater Fund

---

The Stormwater Fund provides for the planning and development of city stormwater infrastructure, coordination with state and federal agencies, regulatory compliance, and the long-term maintenance and functionality of the stormwater system in Albany. The fund provides for maintenance of the stormwater conveyance system and public stormwater quality facilities, compliance with regulatory requirements, and funds to repair the stormwater system when possible.

## Revenues

Revenues for these operations are predominantly from stormwater utility rates. Additional revenue comes from permits and fees.

## Expenses

Expenses are primarily for personnel, maintenance of the stormwater conveyance system, and activities required by the National Pollutant Discharge Elimination System (NPDES) Municipal Separate Storm Sewer System (MS4) permit.

## Opportunities/Challenges

As an enterprise fund, the stormwater fund must be self-supporting. Revenue primarily comes from user rates. As costs of operational and regulatory needs continue to rise, the city will need to ensure rates keep pace or risk regulatory noncompliance. Staff will present a stormwater System Development Charge (SDC) for Council approval in fiscal year 2023-24. SDCs would create a source of revenue that could be used to help pay for long-overdue improvements to the stormwater system.

Current revenue targets are only intended to pay for planned work related to a minimal operation and maintenance program and compliance with the MS4 permit. A proactive asset management program and capital improvement plan for the stormwater system has not been funded. As a result, the city is not able to make progress toward reducing or eliminating street flooding issues or replacing declining infrastructure proactively. Staff will identify an appropriate capital funding target for the stormwater system and present that as part of the stormwater rate discussion in fiscal year 2023-24.

The Stormwater Master Plan update was adopted in the last biennium. This update identifies both existing and future deficiencies in the stormwater system and will be critical in planning future investments in the stormwater system beyond routine maintenance and regulatory work.



**CITY OF ALBANY, OREGON**  
**BIENNIUM 2023-2025**

FUND SUMMARY

FUND: STORM WATER

Description	2018-19 Actual	2019-21 Actual	2021-23 Adopted	2021-23 Revised	2023-25 Proposed	2023-25 Approved	2023-25 Adopted
<b>RESOURCES</b>							
BEGINNING BALANCE	\$ 643,147	\$ 954,848	\$ 1,106,200	\$ 1,106,200	\$ 2,527,600	\$ 2,527,600	\$ 2,527,600
LICENSES & FEES	246,355	462,741	180,000	180,000	180,000	180,000	180,000
CHARGES FOR SERVICES	1,937,673	4,672,570	6,315,700	6,315,700	8,553,700	8,553,700	8,553,700
OTHER RESOURCES	308	3,281	-	-	-	-	-
INVESTMENT EARNINGS	28,564	53,998	11,200	11,200	24,600	24,600	24,600
<b>TOTAL RESOURCES</b>	<b>\$ 2,856,047</b>	<b>\$ 6,147,438</b>	<b>\$ 7,613,100</b>	<b>\$ 7,613,100</b>	<b>\$ 11,285,900</b>	<b>\$ 11,285,900</b>	<b>\$ 11,285,900</b>
<b>REQUIREMENTS</b>							
PERSONNEL	\$ 288,774	\$ -	\$ -	\$ -	\$ -	\$ -	\$ -
MATERIALS & SERVICES	1,612,421	-	-	-	-	-	-
STORMWATER ADMINISTRATION	-	3,116,864	3,356,900	3,356,900	2,668,200	2,668,200	2,668,200
STORMWATER OPERATIONS	-	1,416,434	1,576,000	1,576,000	2,086,500	2,086,500	2,086,500
STORMWATER CAPITAL PROJECTS	-	154,019	2,225,200	2,225,200	5,866,800	5,866,800	5,866,800
STORMWATER ADMIN IT EQUIP	-	-	700	700	3,100	3,100	3,100
STORMWATER OP EQUIP REPL	-	108,115	304,700	304,700	409,400	409,400	409,400
TRANSFERS OUT	-	59	-	-	-	-	-
CONTINGENCIES	-	-	149,600	149,600	251,900	251,900	251,900
	<b>\$ 1,901,195</b>	<b>\$ 4,795,491</b>	<b>\$ 7,613,100</b>	<b>\$ 7,613,100</b>	<b>\$ 11,285,900</b>	<b>\$ 11,285,900</b>	<b>\$ 11,285,900</b>
<b>RESOURCES LESS REQUIREMENTS</b>	<b>\$ 954,852</b>	<b>\$ 1,351,947</b>	<b>\$ -</b>	<b>\$ -</b>	<b>\$ -</b>	<b>\$ -</b>	<b>\$ -</b>



**CITY OF ALBANY, OREGON**

**BIENNIUM 2023-2025**

LINE ITEM SUMMARY

**DEPARTMENT: PUBLIC WORKS**

**PROGRAM: 62540500 - STORMWATER REVENUES**

<b>Account Number</b>	<b>Description</b>	<b>2018-19 Actual</b>	<b>2019-21 Actual</b>	<b>2021-23 Adopted</b>	<b>2021-23 Revised</b>	<b>2023-25 Adopted</b>
<b>RESOURCES</b>						
62540500-410220	STORMWATER QUALITY PERMITS	\$ 36,628	\$ 72,738	\$ 20,000	\$ 20,000	\$ 20,000
62540500-410225	EPSC PERMIT FEES	67,958	136,210	100,000	100,000	100,000
62540500-414050	STORM DR PLAN REVIEW/INSP FEES	41,016	96,113	20,000	20,000	20,000
62540500-436010	STORMWATER SERVICE CHARGES	1,476,573	4,272,920	4,799,200	4,799,200	4,641,200
62540500-469015	MISCELLANEOUS REVENUE	308	3,281	-	-	-
62540500-480100	INTEREST	19,426.00	18,696.00	2,000.00	2,000.00	2,000.00
62540500-480900	INTEREST: FAIR MARKET VALUE	-	4,356	-	-	-
62540500-499050	BEGINNING BALANCE	323,082	83,840	141,300	141,300	223,400
<b>TOTAL RESOURCES</b>		<b>\$ 1,964,991</b>	<b>\$ 4,688,154</b>	<b>\$ 5,082,500</b>	<b>\$ 5,082,500</b>	<b>\$ 5,006,600</b>



**CITY OF ALBANY, OREGON**  
**BIENNIUM 2023-2025**

LINE ITEM SUMMARY

DEPARTMENT: PUBLIC WORKS

PROGRAM: 62540505 - STORMWATER ADMINISTRATION

Account Number	Description	2018-19 Actual	2019-21 Actual	2021-23 Adopted	2021-23 Revised	2023-25 Adopted
<b>REQUIREMENTS</b>						
62540505-600115	INSURANCE & BONDS	\$ 2,728	\$ 7,521	\$ 6,600	\$ 6,600	\$ -
62540505-600200	LITIGATION SERVICES	-	44,417	200,000	200,000	100,000
62540505-600400	CONTRACTUAL SERVICES	34,065	102,407	100,000	100,000	50,000
62540505-610075	CREDIT CARD FEES	1,346	5,302	5,000	5,000	1,600
62540505-610405	MATERIALS & SUPPLIES	-	476	1,200	1,200	1,200
62540505-610425	MEMBERSHIPS & DUES	890	1,445	2,400	2,400	2,400
62540505-610520	PERMITS	-	7,760	13,000	13,000	14,800
62540505-660200	CS: CENTRAL SERVICE	34,900	86,307	2,300	2,300	4,000
62540505-660210	CS: FINANCE	-	-	10,200	10,200	12,200
62540505-660211	CS: CITY MANAGER'S OFFICE	-	-	8,100	8,100	11,200
62540505-660212	CS: MAYOR & COUNCIL	-	-	800	800	1,100
62540505-660225	CS: EMERGENCY MGMT/SAFETY	-	-	1,000	1,000	1,300
62540505-660600	CS: GIS SYSTEM	75,400	128,262	127,200	127,200	139,200
62540505-660800	CS: IT EQUIPMENT REPLACEMENT	300	600	600	600	2,400
62540505-662500	PW: ADMINISTRATION	73,313	192,525	246,500	246,500	316,800
62540505-662600	PW: BUILDING REPLACEMENT	25,000	50,000	50,000	50,000	100,000
62540505-662700	PW: CUSTOMER SERVICES	440,812	977,202	1,122,000	1,122,000	326,500
62540505-662800	PW: ENGINEERING SERVICES	373,407	1,075,181	767,400	767,400	878,600
62540505-662900	PW: FACILITIES ENGINEERING	69,710	131,437	158,500	158,500	175,600
62540505-663100	PW: OPERATIONS ADMINISTRATION	23,461	53,378	75,600	75,600	81,900
62540505-663300	PW: WATER QUALITY CONTROL	124,151	252,644	458,500	458,500	447,400
62540505-990000	CONTINGENCIES	-	-	149,600	149,600	251,900
<b>TOTAL REQUIREMENTS</b>		<b>\$ 1,279,483</b>	<b>\$ 3,116,864</b>	<b>\$ 3,506,500</b>	<b>\$ 3,506,500</b>	<b>\$ 2,920,100</b>



**CITY OF ALBANY, OREGON**  
**BIENNIUM 2023-2025**

LINE ITEM SUMMARY  
**DEPARTMENT: PUBLIC WORKS**  
**PROGRAM: 62540510 - STORMWATER OPERATIONS**

Account Number	Description	2018-19 Actual	2019-21 Actual	2021-23 Adopted	2021-23 Revised	2023-25 Adopted
<b>REQUIREMENTS</b>						
62540510-510010	WAGES & SALARIES	\$ 164,690	\$ 439,134	\$ 503,100	\$ 503,100	\$ 715,600
62540510-530010	OVERTIME	-	-	4,000	4,000	4,000
62540510-560001	EMPLOYER MEDICAL	-	41,253	58,200	58,200	143,600
62540510-560005	EMPLOYER DENTAL	-	2,432	3,600	3,600	9,100
62540510-560008	EMPLOYER VISION	-	1,281	1,900	1,900	4,000
62540510-560010	EMPLOYER PAID BENEFITS	124,084	287,156	332,800	332,800	369,600
62540510-560012	EMPLOYER PAID DEFERRED COMP	-	128	600	600	1,400
62540510-560014	EMPLOYER PAID LTD/LIFE/AD&D	-	226	1,000	1,000	400
62540510-560016	EMPLOYER PAID WORKER'S COMP	-	739	4,100	4,100	11,500
62540510-560018	EMPLOYER PAID OREGON WBF	-	12	900	900	3,200
62540510-560020	PERS	-	19,809	33,100	33,100	91,600
62540510-560022	EMPLYR PAID OREGON PAID LEAVE	-	-	-	-	3,700
62540510-560030	HRA VEBA	-	6,000	4,000	4,000	8,500
62540510-600115	INSURANCE & BONDS	1,129	3,265	3,800	3,800	5,600
62540510-600400	CONTRACTUAL SERVICES	79,002	83,795	94,200	94,200	110,200
62540510-602300	SOFTWARE LICENSE FEES	10,562	15,604	12,900	12,900	10,000
62540510-610130	EDUCATION & TRAINING	-	1,232	1,000	1,000	6,500
62540510-610135	EQUIPMENT RENTAL: PRIVATE	-	8	400	400	1,000
62540510-610405	MATERIALS & SUPPLIES	19,427	45,975	38,400	38,400	54,300
62540510-610420	MEETINGS & CONFERENCES	-	-	-	-	600
62540510-610425	MEMBERSHIPS & DUES	-	-	-	-	400
62540510-610430	MINOR EQUIPMENT	3,179	23,796	37,000	37,000	31,000
62540510-610540	POSTAGE & SHIPPING	-	2,295	2,000	2,000	2,000
62540510-610625	SWEEPER DEBRIS	49,490	101,888	55,000	55,000	58,000
62540510-610700	TESTING	-	896	2,000	2,000	2,000
62540510-610750	UNIFORMS	556	3,226	1,000	1,000	2,000
62540510-610800	VEHICLE FUEL CHARGES	27,448	42,505	37,400	37,400	46,600
62540510-630010	TELEPHONE	-	-	-	-	4,000
62540510-630400	WATER SERVICE	-	36	-	-	700
62540510-651500	CONTRACT MAINTENANCE	-	19,557	50,000	50,000	50,000
62540510-652800	SAFETY IMPROVEMENTS	-	3,425	2,000	2,000	2,000
62540510-653000	STORM DRAINAGE MAINTENANCE	11,629	27,421	30,000	30,000	36,000
62540510-653600	MAINT: VEHICLE	34,868	74,952	63,800	63,800	71,300
62540510-660200	CS: CENTRAL SERVICE	14,500	36,593	6,600	6,600	10,800
62540510-660210	CS: FINANCE	-	-	30,800	30,800	37,500
62540510-660211	CS: CITY MANAGER'S OFFICE	-	-	22,300	22,300	30,200
62540510-660212	CS: MAYOR & COUNCIL	-	-	2,500	2,500	3,000
62540510-660214	CS: HUMAN RESOURCES	-	-	4,300	4,300	5,100
62540510-660215	CS: LABOR RELATIONS	-	-	400	400	400
62540510-660225	CS: EMERGENCY MGMT/SAFETY	-	-	2,900	2,900	3,600
62540510-660400	CS: EQUIPMENT REPLACEMENT	61,100	124,500	120,000	120,000	120,000
62540510-660700	CS: INFORMATION TECHNOLOGY	-	7,295	8,000	8,000	15,500
<b>TOTAL REQUIREMENTS</b>		<b>\$ 601,664</b>	<b>\$ 1,416,434</b>	<b>\$ 1,576,000</b>	<b>\$ 1,576,000</b>	<b>\$ 2,086,500</b>



**CITY OF ALBANY, OREGON**

**BIENNIUM 2023-2025**

LINE ITEM SUMMARY

DEPARTMENT: PUBLIC WORKS

PROGRAM: 62540550 - STORMWATER CAPITAL PROJECTS

Account Number	Description	2018-19 Actual	2019-21 Actual	2021-23 Adopted	2021-23 Revised	2023-25 Adopted
<b>RESOURCES</b>						
62540550-412050	STORM DRAIN CONNECTION FEES	\$ 2,800	\$ 37,458	\$ 20,000	\$ 20,000	\$ 20,000
62540550-412250	STORMWATER DEFERRED PLANTING	65,114	53,407	10,000	10,000	10,000
62540550-412300	STORMWATER IN-LIEU OF CONSTRUCT	32,839	66,815	10,000	10,000	10,000
62540550-436010	STORMWATER SERVICE CHARGES	400,000	275,000	1,395,900	1,395,900	3,790,100
62540550-480100	INTEREST	6,629	25,620	6,800	6,800	20,000
62540550-499050	BEGINNING BALANCE	241,228	728,562	782,500	782,500	2,016,700
<b>TOTAL RESOURCES</b>		<b>\$ 748,610</b>	<b>\$ 1,186,862</b>	<b>\$ 2,225,200</b>	<b>\$ 2,225,200</b>	<b>\$ 5,866,800</b>
<b>REQUIREMENTS</b>						
62540550-600400	CONTRACTUAL SERVICES	\$ -	\$ 3,000	\$ 20,000	\$ 20,000	\$ 20,000
62540550-610075	CREDIT CARD FEES	-	1,039	-	-	-
62540550-670060	CAPITAL RECOVERY AGREEMENT-PMT	20,048	-	20,000	20,000	20,000
62540550-850000	SD-19-01 SI-17-05 PLANTING	-	5,280	-	-	-
62540550-850001	SD-19-02 SI-17-16 PLANTING	-	144,700	-	-	-
62540550-896000	2024 STORMWATER IMPR PROGRAM	-	-	-	-	400,000
62540550-896005	SD-24-01 CENTER ST STORM IMPRO	-	-	-	-	450,000
62540550-896006	2025 STORMWATER IMPROVEMENT PR	-	-	-	-	400,000
62540550-900610	RESERVE: STORMWATER CAPITAL	-	-	2,170,200	2,170,200	4,561,800
62540550-900630	RESERVE: SW DEFERRED PLANTING	-	-	5,000	5,000	5,000
62540550-900635	RESERVE: SW IN-LIEU/CONSTRUCT	-	-	10,000	10,000	10,000
<b>TOTAL REQUIREMENTS</b>		<b>\$ 20,048</b>	<b>\$ 154,019</b>	<b>\$ 2,225,200</b>	<b>\$ 2,225,200</b>	<b>\$ 5,866,800</b>
<b>RESOURCES LESS REQUIREMENTS</b>		<b>\$ 728,562</b>	<b>\$ 1,032,843</b>	<b>\$ -</b>	<b>\$ -</b>	<b>\$ -</b>





**CITY OF ALBANY, OREGON**

**BIENNIUM 2023-2025**

LINE ITEM SUMMARY

DEPARTMENT: PUBLIC WORKS

PROGRAM: 62546505 - STORMWATER ADMIN IT EQUIP

Account Number	Description	2018-19 Actual	2019-21 Actual	2021-23 Adopted	2021-23 Revised	2023-25 Adopted
<b>RESOURCES</b>						
62546505-439115	IT EQUIP REPLACEMENT CHARGES	\$ -	\$ 150	\$ 600	\$ 600	\$ 2,400
62546505-499050	BEGINNING BALANCE	-	-	100	100	700
<b>TOTAL RESOURCES</b>		<b>\$ -</b>	<b>\$ 150</b>	<b>\$ 700</b>	<b>\$ 700</b>	<b>\$ 3,100</b>
<b>REQUIREMENTS</b>						
62546505-606002	MINOR IT EQ: DESKTOP	\$ -	\$ -	\$ -	\$ -	\$ 3,000
62546505-900140	RESERVE: IT EQUIPMENT REPLACE	-	-	700	700	100
62546505-912170	TO: CAPITAL REPLACEMENT	-	59	-	-	-
<b>TOTAL REQUIREMENTS</b>		<b>\$ -</b>	<b>\$ 59</b>	<b>\$ 700</b>	<b>\$ 700</b>	<b>\$ 3,100</b>
<b>RESOURCES LESS REQUIREMENTS</b>		<b>\$ -</b>	<b>\$ 91</b>	<b>\$ -</b>	<b>\$ -</b>	<b>-</b>



**CITY OF ALBANY, OREGON**

**BIENNIUM 2023-2025**

LINE ITEM SUMMARY

DEPARTMENT: PUBLIC WORKS

PROGRAM: 62547510 - STORMWATER OP EQUIP REPL

Account Number	Description	2018-19 Actual	2019-21 Actual	2021-23 Adopted	2021-23 Revised	2023-25 Adopted
<b>RESOURCES</b>						
62547510-439110	EQUIPMENT REPLACEMENT CHARGES	\$ -	\$ 124,500	\$ 120,000	\$ 120,000	\$ 120,000
62547510-480100	INTEREST	-	5,326	2,400	2,400	2,600
62547510-499050	BEGINNING BALANCE	-	142,446	182,300	182,300	286,800
<b>TOTAL RESOURCES</b>		<b>\$ -</b>	<b>\$ 272,272</b>	<b>\$ 304,700</b>	<b>\$ 304,700</b>	<b>\$ 409,400</b>
<b>REQUIREMENTS</b>						
62547510-700000	CAPITAL EQUIPMENT	\$ -	\$ 108,115	\$ -	\$ -	\$ 212,500
62547510-900135	RESERVE: EQUIPMENT REPLACEMENT	-	-	304,700	304,700	196,900
<b>TOTAL REQUIREMENTS</b>		<b>\$ -</b>	<b>\$ 108,115</b>	<b>\$ 304,700</b>	<b>\$ 304,700</b>	<b>\$ 409,400</b>
<b>RESOURCES LESS REQUIREMENTS</b>		<b>\$ -</b>	<b>\$ 164,157</b>	<b>\$ -</b>	<b>\$ -</b>	<b>-</b>



# Central Services Fund

---

The Central Services Fund is used to account for revenues and expenditures associated with general administrative overhead for the operations that support the organization.

## Resources

Revenues for these operations are predominantly from charges to departments determined by a cost allocation system. This system uses several methodologies, including the average of budgeted amounts for the prior three fiscal years of countable items, the number of invoices processed for accounts payable, the number of purchasing cards, and the number of FTE for Human Resources.

Additional revenue comes from charges for lien searches, Linn County emergency planning monies, and workers compensation wage subsidy reimbursements.

## Requirements

Expenses are primarily for the personnel-intensive work of general administrative functions in the City Manager's Office, Finance, Human Resources, IT, Code Enforcement, Emergency Management & Safety, and Building Maintenance.

A new administration program has been created this year to reflect expenditures that are somewhat out of the control of the associated department. For example, audit services expense will be moved to this program out of the finance program, and certain software costs will be moved from the IT program.

## Opportunities/Challenges

Keeping overhead costs low is a primary focus within the organization. As personnel costs rise, due primarily to health insurance and PERS increases, it becomes more difficult to avoid service reductions. Although cost cutting measures, such as holding positions vacant and restricting hiring have helped the central services departments to move into this biennium relatively unscathed, there will be issues in future biennia. Unfortunately, regulations, unfunded mandates, and other requirements continue to increase the workload of central service personnel.



**CITY OF ALBANY, OREGON**  
**BIENNIUM 2023-2025**

FUND SUMMARY

FUND: CENTRAL SERVICES

Description	2018-19 Actual	2019-21 Actual	2021-23 Adopted	2021-23 Revised	2023-25 Proposed	2023-25 Approved	2023-25 Adopted
<b>RESOURCES</b>							
BEGINNING BALANCE	\$ 257,894	\$ 494,867	\$ 986,000	\$ 986,000	\$ 1,146,900	\$ 1,146,900	\$ 1,146,900
INTERGOVERNMENTAL	8,232	54,480	32,000	32,000	5,000	5,000	5,000
CHARGES FOR SERVICES	7,072,650	14,361,496	16,219,300	16,219,300	19,422,300	19,422,300	19,422,300
FINES, FORFEITURES & OTHER RESOURCES	-	-	59,400	59,400	-	-	-
INVESTMENT EARNINGS	58,693	95,185	-	-	-	-	-
TRANSFERS IN	12,279	43,762	22,800	22,800	6,600	6,600	6,600
INTRAFUND TRANSFERS	-	1,058,018	9,400	40,700	12,600	12,600	12,600
	-	172,000	-	-	-	-	-
<b>TOTAL RESOURCES</b>	<b>\$ 7,409,748</b>	<b>\$ 16,280,608</b>	<b>\$ 17,328,900</b>	<b>\$ 17,360,200</b>	<b>\$ 20,593,400</b>	<b>\$ 20,593,400</b>	<b>\$ 20,593,400</b>
<b>REQUIREMENTS</b>							
CS ADMINISTRATION	\$ -	\$ -	\$ 924,200	\$ 924,200	\$ 1,187,400	\$ 1,187,400	\$ 1,187,400
FINANCE	1,480,839	3,123,971	2,894,700	2,904,700	3,654,400	3,654,400	3,654,400
FINANCE IT EQUIP REPL	-	578	47,900	47,900	35,200	35,200	35,200
MAYOR & COUNCIL	242,714	606,112	319,900	344,900	350,700	350,700	350,700
CITY MANAGER'S OFFICE	1,232,762	2,782,462	2,799,600	2,808,500	3,505,800	3,505,800	3,505,800
CODE ENFORCEMENT	-	-	343,000	344,200	403,600	403,600	403,600
ABATEMENT	-	-	89,400	89,400	-	-	-
EMERGENCY MGMT/SAFETY	-	-	386,600	388,000	425,900	425,900	425,900
MAYOR & COUNCIL IT EQUIP	-	-	47,200	47,200	47,400	47,400	47,400
CITY MANAGER'S IT EQUIP	-	609	27,900	27,900	27,400	27,400	27,400
CODE ENFORCEMENT IT EQUIP	-	-	1,600	1,600	3,200	3,200	3,200
EMERGENCY IT EQUIP	-	-	2,000	2,000	4,000	4,000	4,000
CODE ENFORCEMENT EQUIP	-	-	13,600	13,600	26,600	26,600	26,600
EMERGENCY M/S EQUIP REPLACE	-	-	2,000	2,000	4,000	4,000	4,000
INFORMATION TECHNOLOGY	1,749,189	3,572,543	3,121,100	3,131,400	3,924,300	3,924,300	3,924,300
GIS SERVICES	438,596	776,695	763,600	765,300	835,800	835,800	835,800
PERMIT TRACKING	106,890	253,549	252,000	252,700	262,900	262,900	262,900
INFORMATION TECH IT EQUIP	-	-	284,900	284,900	265,000	265,000	265,000
GIS SERVICE IT EQUIP REPL	-	-	191,300	191,300	382,600	382,600	382,600
PERMIT TRACKING IT EQUIP	-	-	59,900	59,900	10,800	10,800	10,800
IT EQUIPMENT REPLACEMENT	-	-	15,400	15,400	31,400	31,400	31,400
HUMAN RESOURCES	861,983	1,812,518	1,824,500	1,830,900	2,159,200	2,159,200	2,159,200
LABOR & EMPLOYEE RELATIONS	-	-	150,000	150,000	128,700	128,700	128,700
HUMAN RESOURCES IT EQUIP	-	-	19,000	19,000	14,000	14,000	14,000
FACILITIES MAINTENANCE	801,914	1,593,994	1,695,400	1,698,700	1,805,500	1,805,500	1,805,500
GF FACILITIES MAINTENANCE PROJ	-	459,553	563,500	569,800	630,900	630,900	630,900
FACILITIES MAINT IT EQUIP	-	-	16,300	16,300	16,700	16,700	16,700
INTRAFUND TRANSFERS	-	172,000	-	-	-	-	-
TRANSFERS OUT	-	154,643	11,400	11,400	-	-	-
CONTINGENCIES	-	-	461,000	417,100	450,000	450,000	450,000
	<b>\$ 6,914,887</b>	<b>\$ 15,309,227</b>	<b>\$ 17,328,900</b>	<b>\$ 17,360,200</b>	<b>\$ 20,593,400</b>	<b>\$ 20,593,400</b>	<b>\$ 20,593,400</b>
<b>RESOURCES LESS REQUIREMENTS</b>	<b>\$ 494,861</b>	<b>\$ 971,381</b>	<b>\$ -</b>	<b>\$ -</b>	<b>\$ -</b>	<b>\$ -</b>	<b>\$ -</b>



**CITY OF ALBANY, OREGON**

**BIENNIUM 2023-2025**

LINE ITEM SUMMARY

DEPARTMENT: FINANCE

PROGRAM: 70110000 - REVENUES

Account Number	Description	2018-19 Actual	2019-21 Actual	2021-23 Adopted	2021-23 Revised	2023-25 Adopted
<b>RESOURCES</b>						
70110000-414320	MOBILE FOOD UNIT FEE	\$ -	\$ 800	\$ -	\$ -	\$ -
70110000-424050	WCOMP WAGE SUBSIDY REIMB	8,232	7,601	-	-	-
70110000-428011	LINN COUNTY EMERGENCY PLANNING	-	22,500	27,000	27,000	-
70110000-430010	LINN COUNTY TLT ADMINISTRATION	7,670	24,442	20,800	20,800	-
70110000-430265	CONDUITS SERVICE	-	44,750	80,000	80,000	-
70110000-439005	CS ADMINISTRATION CHARGE	3,957,100	8,195,025	808,400	808,400	1,237,400
70110000-439010	CS INFORMATION TECHNOLOGY CHG	-	-	3,121,100	3,121,100	3,924,300
70110000-439015	CS GIS SERVICES CHARGE	-	-	763,600	763,600	835,800
70110000-439020	CS PERMIT TRACKING CHARGE	-	-	252,000	252,000	212,300
70110000-439210	CS FINANCE CHARGE	-	-	2,894,700	2,894,700	3,654,400
70110000-439211	CS CITY MANAGER'S CHARGE	-	-	2,799,600	2,799,600	3,505,800
70110000-439212	CS MAYOR & COUNCIL CHARGE	-	-	319,900	319,900	350,700
70110000-439214	CS HUMAN RESOURCES CHARGE	-	-	1,824,500	1,824,500	2,159,200
70110000-439220	CS CODE ENFORCEMENT CHARGE	-	-	343,000	343,000	403,600
70110000-439225	CS EMERGENCY MGMT/SAFETY CHG	-	-	359,600	359,600	425,900
70110000-469015	MISCELLANEOUS REVENUE	50,284	90,192	-	-	-
70110000-469020	OVER & SHORT	-	(28)	-	-	-
70110000-469050	FLEXIBLE SPENDING ACCOUNT REIM	3,034	-	-	-	-
70110000-480100	INTEREST	11,463.00	25,126.00	15,000.00	15,000.00	600.00
70110000-492030	FROM: GRANTS FUND	-	-	-	25,000	-
70110000-499050	BEGINNING BALANCE	155,115	374,607	461,000	461,000	450,000
<b>TOTAL RESOURCES</b>		<b>\$ 4,192,898</b>	<b>\$ 8,785,015</b>	<b>\$ 14,090,200</b>	<b>\$ 14,115,200</b>	<b>\$ 17,160,000</b>



# CITY OF ALBANY, OREGON

BIENNIUM 2023-2025

LINE ITEM SUMMARY

DEPARTMENT: FINANCE

PROGRAM: 70110002 - CS ADMINISTRATION

Account Number	Description	2018-19 Actual	2019-21 Actual	2021-23 Adopted	2021-23 Revised	2023-25 Adopted
<b>REQUIREMENTS</b>						
70110002-600005	AUDIT SERVICE	\$ -	\$ -	\$ 115,600	\$ 115,600	\$ 134,400
70110002-600115	INSURANCE & BONDS	-	-	48,700	48,700	70,100
70110002-600400	CONTRACTUAL SERVICES	-	-	48,100	48,099	10,000
70110002-602300	SOFTWARE LICENSE FEES	-	-	283,000	283,000	370,000
70110002-610615	SOFTWARE	-	-	171,000	171,000	160,000
70110002-660100	CS: BUILDING MAINTENANCE	-	-	-	-	245,300
70110002-660300	CS: CITY HALL RENTAL	-	-	257,800	257,800	184,900
70110002-660900	CS: PERMIT TRACKING	-	-	-	-	12,700
70110002-909000	INTRAFUND TRANSFER OUT	-	-	-	3,300	-
70110002-990000	CONTINGENCIES	-	-	461,000	417,100	450,000
<b>TOTAL REQUIREMENTS</b>		\$ -	\$ -	\$ 1,385,200	\$ 1,344,599	\$ 1,637,400



**CITY OF ALBANY, OREGON**  
**BIENNIUM 2023-2025**

LINE ITEM SUMMARY

DEPARTMENT: FINANCE

PROGRAM: 70110050 - FINANCE

Account Number	Description	2018-19 Actual	2019-21 Actual	2021-23 Adopted	2021-23 Revised	2023-25 Adopted
<b>REQUIREMENTS</b>						
70110050-510010	WAGES & SALARIES	\$ 632,801	\$ 1,270,719	\$ 1,395,900	\$ 1,405,900	\$ 1,793,300
70110050-530010	OVERTIME	58	13	4,000	4,000	-
70110050-560001	EMPLOYER MEDICAL	1	260,654	402,100	402,100	612,200
70110050-560005	EMPLOYER DENTAL	-	20,982	31,400	31,400	48,000
70110050-560008	EMPLOYER VISION	-	8,192	12,000	12,000	16,700
70110050-560010	EMPLOYER PAID BENEFITS	395,776	293,277	107,100	107,100	137,100
70110050-560012	EMPLOYER PAID DEFERRED COMP	-	4,807	17,600	17,600	26,500
70110050-560014	EMPLOYER PAID LTD/LIFE/AD&D	-	3,142	11,300	11,300	3,300
70110050-560016	EMPLOYER PAID WORKER'S COMP	-	257	1,400	1,400	2,200
70110050-560018	EMPLOYER PAID OREGON WBF	-	106	11,000	11,000	19,700
70110050-560020	PERS	-	299,274	462,000	462,000	571,500
70110050-560022	EMPLYR PAID OREGON PAID LEAVE	-	-	-	-	20,600
70110050-560030	HRA VEBA	-	54,000	32,000	32,000	42,000
70110050-600005	AUDIT SERVICE	66,075	108,017	-	-	-
70110050-600115	INSURANCE & BONDS	4,234	10,390	15,000	15,000	22,200
70110050-600400	CONTRACTUAL SERVICES	207,682	234,941	124,800	124,800	125,000
70110050-602100	STORAGE BUILDING LEASE	20,800	41,600	42,700	42,700	42,700
70110050-602300	SOFTWARE LICENSE FEES	4,948	56,528	4,700	4,700	7,500
70110050-610005	ADVERTISING & PUBLICATIONS	1,002	3,345	2,000	2,000	6,000
70110050-610075	CREDIT CARD FEES	200	17,493	20,000	20,000	15,000
70110050-610076	BANKING FEES	13	46,128	52,400	52,400	40,000
70110050-610100	DUPLICATION & FAX	2,178	3,620	5,300	5,300	4,000
70110050-610130	EDUCATION & TRAINING	3,776	4,924	10,000	10,000	6,000
70110050-610170	FILING & RECORDING	580	1,410	1,200	1,200	1,000
70110050-610405	MATERIALS & SUPPLIES	5,139	6,226	10,600	10,600	11,000
70110050-610420	MEETINGS & CONFERENCES	2,323	1,129	10,000	10,000	10,000
70110050-610425	MEMBERSHIPS & DUES	1,968	3,757	5,900	5,900	6,000
70110050-610430	MINOR EQUIPMENT	3,460	977	2,400	2,400	5,000
70110050-610525	PERSONAL AUTO REIMBURSEMENT	572	96	2,000	2,000	1,000
70110050-610540	POSTAGE & SHIPPING	33,380	73,849	81,600	81,600	50,000
70110050-610545	PRINTING & BINDING	9,975	2,515	9,000	9,000	3,000
70110050-610550	PROFESSIONAL PUBLICATIONS	344	129	-	-	100
70110050-610615	SOFTWARE	-	153,204	400	400	500
70110050-630005	NATURAL GAS	2,891	7,159	5,900	5,900	5,000
70110050-630010	TELEPHONE	41	50	200	200	100
70110050-660500	CS: FLEXIBLE SPENDING ADMIN	389	772	800	800	200
70110050-660600	CS: GIS SYSTEM	5,800	10,018	-	-	-
70110050-660700	CS: INFORMATION TECHNOLOGY	50,100	87,442	-	-	-
70110050-660800	CS: IT EQUIPMENT REPLACEMENT	4,400	7,000	-	-	-
70110050-660900	CS: PERMIT TRACKING	6,600	14,500	-	-	-
70110050-670000	MISCELLANEOUS EXPENDITURES	13,333	11,329	-	-	-
70110050-909000	INTRAFUND TRANSFER OUT	-	172,000	-	-	-
<b>TOTAL REQUIREMENTS</b>		<b>\$ 1,480,839</b>	<b>\$ 3,295,971</b>	<b>\$ 2,894,700</b>	<b>\$ 2,904,700</b>	<b>\$ 3,654,400</b>



**CITY OF ALBANY, OREGON**

**BIENNIUM 2023-2025**

LINE ITEM SUMMARY

DEPARTMENT: FINANCE

PROGRAM: 70110650 - FINANCE IT EQUIP REPL

Account Number	Description	2018-19 Actual	2019-21 Actual	2021-23 Adopted	2021-23 Revised	2023-25 Adopted
<b>RESOURCES</b>						
70110650-439115	IT EQUIP REPLACEMENT CHARGES	\$ -	\$ 1,000	\$ -	\$ -	\$ -
70110650-480100	INTEREST	-	316	400	400	200
70110650-492170	FROM: EQUIPMENT REPLACEMENT	-	46,567	-	-	-
70110650-499050	BEGINNING BALANCE	-	-	47,500	47,500	35,000
<b>TOTAL RESOURCES</b>		<b>\$ -</b>	<b>\$ 47,883</b>	<b>\$ 47,900</b>	<b>\$ 47,900</b>	<b>\$ 35,200</b>
<b>REQUIREMENTS</b>						
70110650-606000	MINOR IT EQUIPMENT	\$ -	\$ 578	\$ -	\$ -	\$ -
70110650-900140	RESERVE: IT EQUIPMENT REPLACE	-	-	47,900	47,900	35,200
<b>TOTAL REQUIREMENTS</b>		<b>\$ -</b>	<b>\$ 578</b>	<b>\$ 47,900</b>	<b>\$ 47,900</b>	<b>\$ 35,200</b>
<b>RESOURCES LESS REQUIREMENTS</b>		<b>\$ -</b>	<b>\$ 47,305</b>	<b>\$ -</b>	<b>\$ -</b>	<b>\$ -</b>





**CITY OF ALBANY, OREGON**  
**BIENNIUM 2023-2025**

LINE ITEM SUMMARY  
 DEPARTMENT: COUNCIL & CITY MANAGER  
 PROGRAM: 70111001 - MAYOR & COUNCIL

Account Number	Description	2018-19 Actual	2019-21 Actual	2021-23 Adopted	2021-23 Revised	2023-25 Adopted
<b>REQUIREMENTS</b>						
70111001-510010	WAGES & SALARIES	\$ 15,780	\$ 29,831	\$ 32,300	\$ 32,300	\$ 32,300
70111001-560010	EMPLOYER PAID BENEFITS	1,269	2,361	2,600	2,600	2,600
70111001-560016	EMPLOYER PAID WORKER'S COMP	-	29	200	200	200
70111001-560018	EMPLOYER PAID OREGON WBF	-	-	700	700	200
70111001-560020	PERS	-	39	-	-	-
70111001-600115	INSURANCE & BONDS	376	98,477	-	-	-
70111001-600400	CONTRACTUAL SERVICES	2,600	8,011	15,000	15,000	20,000
70111001-610005	ADVERTISING & PUBLICATIONS	2,025	3,516	2,000	2,000	3,000
70111001-610100	DUPLICATION & FAX	2,035	4,041	4,800	4,800	4,000
70111001-610405	MATERIALS & SUPPLIES	3,835	8,401	4,600	4,600	5,000
70111001-610420	MEETINGS & CONFERENCES	2,946	2,446	15,200	15,200	18,000
70111001-610425	MEMBERSHIPS & DUES	99,354	211,652	229,100	229,100	250,000
70111001-610525	PERSONAL AUTO REIMBURSEMENT	105	8	1,000	1,000	1,000
70111001-610540	POSTAGE & SHIPPING	4	24	200	200	200
70111001-610545	PRINTING & BINDING	24	128	1,000	1,000	1,000
70111001-610555	PUBLIC INFORMATION/ACTIVITIES	5,320	4,709	-	-	2,000
70111001-612200	MAYOR'S EXPENSE	-	-	1,000	1,000	1,000
70111001-630010	TELEPHONE	41	50	200	200	200
70111001-660300	CS: CITY HALL RENTAL	95,200	204,700	-	-	-
70111001-660700	CS: INFORMATION TECHNOLOGY	7,700	14,589	-	-	-
70111001-660800	CS: IT EQUIPMENT REPLACEMENT	4,100	13,100	10,000	10,000	10,000
70111001-700000	CAPITAL EQUIPMENT	-	-	-	25,000	-
<b>TOTAL REQUIREMENTS</b>		<b>\$ 242,714</b>	<b>\$ 606,112</b>	<b>\$ 319,900</b>	<b>\$ 344,900</b>	<b>\$ 350,700</b>



**CITY OF ALBANY, OREGON**  
**BIENNIUM 2023-2025**

LINE ITEM SUMMARY  
 DEPARTMENT: COUNCIL & CITY MANAGER  
 PROGRAM: 70111005 - CITY MANAGER'S OFFICE

Account Number	Description	2018-19 Actual	2019-21 Actual	2021-23 Adopted	2021-23 Revised	2023-25 Adopted
<b>REQUIREMENTS</b>						
70111005-510010	WAGES & SALARIES	\$ 534,847	\$ 1,200,301	\$ 1,232,100	\$ 1,241,000	\$ 1,515,400
70111005-520010	TEMPORARY EMPLOYEES	13,685	-	-	-	2,000
70111005-530010	OVERTIME	1,719	2,173	5,000	5,000	5,000
70111005-560001	EMPLOYER MEDICAL	23	170,772	280,800	280,800	372,000
70111005-560005	EMPLOYER DENTAL	-	12,245	21,100	21,100	27,600
70111005-560008	EMPLOYER VISION	-	5,102	8,400	8,400	10,000
70111005-560010	EMPLOYER PAID BENEFITS	300,570	288,513	94,300	94,300	135,900
70111005-560012	EMPLOYER PAID DEFERRED COMP	-	6,012	21,500	21,500	59,400
70111005-560014	EMPLOYER PAID LTD/LIFE/AD&D	-	3,030	12,000	12,000	2,800
70111005-560016	EMPLOYER PAID WORKER'S COMP	-	1,768	2,000	2,000	3,700
70111005-560018	EMPLOYER PAID OREGON WBF	-	81	9,600	9,600	19,500
70111005-560020	PERS	-	279,637	406,700	406,700	566,200
70111005-560022	EMPLYR PAID OREGON PAID LEAVE	-	-	-	-	11,000
70111005-560030	HRA VEBA	-	42,797	22,000	22,000	28,000
70111005-600115	INSURANCE & BONDS	2,917	9,002	7,800	7,800	16,400
70111005-600205	ATTORNEY LEGAL FEES	40,274	75,049	70,000	70,000	75,000
70111005-600210	CITY ATTORNEY RETAINER	263,016	474,334	472,900	472,900	493,000
70111005-600400	CONTRACTUAL SERVICES	3,655	38,569	20,000	20,000	20,000
70111005-602300	SOFTWARE LICENSE FEES	-	-	-	-	3,000
70111005-610005	ADVERTISING & PUBLICATIONS	2,481	423	1,000	1,000	1,000
70111005-610060	CAR & UNREIMBURSED EXPENSES	3,611	5,400	7,200	7,200	7,200
70111005-610100	DUPLICATION & FAX	2,483	4,535	5,200	5,200	5,200
70111005-610130	EDUCATION & TRAINING	2,614	2,421	14,000	14,000	14,000
70111005-610405	MATERIALS & SUPPLIES	6,015	46,018	16,000	16,000	20,000
70111005-610420	MEETINGS & CONFERENCES	9,136	11,844	18,000	18,000	25,000
70111005-610425	MEMBERSHIPS & DUES	4,026	6,667	10,600	10,600	16,000
70111005-610430	MINOR EQUIPMENT	4,469	9,774	6,000	6,000	6,000
70111005-610525	PERSONAL AUTO REIMBURSEMENT	477	628	2,000	2,000	2,000
70111005-610540	POSTAGE & SHIPPING	147	187	1,000	1,000	1,000
70111005-610545	PRINTING & BINDING	-	48	1,000	1,000	1,000
70111005-610550	PROFESSIONAL PUBLICATIONS	172	256	1,000	1,000	1,000
70111005-610555	PUBLIC INFORMATION/ACTIVITIES	-	273	10,000	10,000	15,500
70111005-610615	SOFTWARE	605	3,643	5,200	5,200	5,800
70111005-610640	RECORDS ARCHIVING	190	7,105	8,000	8,000	10,000
70111005-630010	TELEPHONE	41	50	200	200	200
70111005-650035	MAINT: OFFICE EQUIPMENT	-	-	600	600	600
70111005-660500	CS: FLEXIBLE SPENDING ADMIN	289	524	400	400	400
70111005-660600	CS: GIS SYSTEM	5,800	10,018	-	-	-
70111005-660700	CS: INFORMATION TECHNOLOGY	27,000	58,263	-	-	-
70111005-660800	CS: IT EQUIPMENT REPLACEMENT	2,500	5,000	6,000	6,000	6,000
70111005-700565	ADA ASSESSMENTS & CONSTRUCTION	-	-	-	-	2,000
<b>TOTAL REQUIREMENTS</b>		<b>\$ 1,232,762</b>	<b>\$ 2,782,462</b>	<b>\$ 2,799,600</b>	<b>\$ 2,808,500</b>	<b>\$ 3,505,800</b>



**CITY OF ALBANY, OREGON**

**BIENNIUM 2023-2025**

LINE ITEM SUMMARY

DEPARTMENT: COUNCIL & CITY MANAGER

PROGRAM: 70111020 - CODE ENFORCEMENT

Account Number	Description	2018-19 Actual	2019-21 Actual	2021-23 Adopted	2021-23 Revised	2023-25 Adopted
<b>REQUIREMENTS</b>						
70111020-510010	WAGES & SALARIES	\$ -	\$ -	\$ 165,600	\$ 166,800	\$ 192,500
70111020-530010	OVERTIME	-	-	5,000	5,000	20,000
70111020-560001	EMPLOYER MEDICAL	-	-	58,200	58,200	65,700
70111020-560005	EMPLOYER DENTAL	-	-	3,600	3,600	4,300
70111020-560008	EMPLOYER VISION	-	-	1,900	1,900	1,800
70111020-560010	EMPLOYER PAID BENEFITS	-	-	12,700	12,700	13,500
70111020-560012	EMPLOYER PAID DEFERRED COMP	-	-	1,800	1,800	1,800
70111020-560014	EMPLOYER PAID LTD/LIFE/AD&D	-	-	1,400	1,400	300
70111020-560016	EMPLOYER PAID WORKER'S COMP	-	-	6,900	6,900	7,200
70111020-560018	EMPLOYER PAID OREGON WBF	-	-	1,400	1,400	1,900
70111020-560020	PERS	-	-	54,700	54,700	57,000
70111020-560022	EMPLYR PAID OREGON PAID LEAVE	-	-	-	-	1,900
70111020-560030	HRA VEBA	-	-	4,000	4,000	4,000
70111020-600400	CONTRACTUAL SERVICES	-	-	-	-	2,000
70111020-610130	EDUCATION & TRAINING	-	-	5,000	5,000	5,400
70111020-610405	MATERIALS & SUPPLIES	-	-	4,000	4,000	4,400
70111020-610420	MEETINGS & CONFERENCES	-	-	-	-	1,600
70111020-610425	MEMBERSHIPS & DUES	-	-	400	400	500
70111020-610430	MINOR EQUIPMENT	-	-	1,000	1,000	2,000
70111020-660400	CS: EQUIPMENT REPLACEMENT	-	-	13,600	13,600	14,000
70111020-660500	CS: FLEXIBLE SPENDING ADMIN	-	-	200	200	200
70111020-660800	CS: IT EQUIPMENT REPLACEMENT	-	-	1,600	1,600	1,600
<b>TOTAL REQUIREMENTS</b>		\$ -	\$ -	\$ 343,000	\$ 344,200	\$ 403,600



# CITY OF ALBANY, OREGON

BIENNIUM 2023-2025

LINE ITEM SUMMARY

DEPARTMENT: COUNCIL & CITY MANAGER

PROGRAM: 70111021 - ABATEMENT

Account Number	Description	2018-19 Actual	2019-21 Actual	2021-23 Adopted	2021-23 Revised	2023-25 Adopted
<b>REQUIREMENTS</b>						
70111021-600205	ATTORNEY LEGAL FEES	\$ -	\$ -	\$ 10,000	\$ 10,000	\$ -
70111021-670065	CODE ENFORCEMENT	-	-	60,000	60,000	-
70111021-690000	RESERVE: OPERATING	-	-	19,400	19,400	-
<b>TOTAL REQUIREMENTS</b>		\$ -	\$ -	\$ 89,400	\$ 89,400	\$ -



**CITY OF ALBANY, OREGON**

**BIENNIUM 2023-2025**

LINE ITEM SUMMARY

DEPARTMENT: COUNCIL & CITY MANAGER

PROGRAM: 70111025 - EMERGENCY MGMT/SAFETY

Account Number	Description	2018-19 Actual	2019-21 Actual	2021-23 Adopted	2021-23 Revised	2023-25 Adopted
<b>REQUIREMENTS</b>						
70111025-510010	WAGES & SALARIES	\$ -	\$ -	\$ 188,100	\$ 189,500	\$ 211,500
70111025-560001	EMPLOYER MEDICAL	-	-	58,200	58,200	65,700
70111025-560005	EMPLOYER DENTAL	-	-	4,900	4,900	5,500
70111025-560008	EMPLOYER VISION	-	-	1,900	1,900	1,800
70111025-560010	EMPLOYER PAID BENEFITS	-	-	14,500	14,500	16,300
70111025-560012	EMPLOYER PAID DEFERRED COMP	-	-	2,000	2,000	4,300
70111025-560014	EMPLOYER PAID LTD/LIFE/AD&D	-	-	1,700	1,700	400
70111025-560016	EMPLOYER PAID WORKER'S COMP	-	-	7,300	7,300	9,300
70111025-560018	EMPLOYER PAID OREGON WBF	-	-	1,500	1,500	2,400
70111025-560020	PERS	-	-	62,200	62,200	68,600
70111025-560022	EMPLYR PAID OREGON PAID LEAVE	-	-	-	-	2,100
70111025-560030	HRA VEBA	-	-	4,000	4,000	4,000
70111025-610130	EDUCATION & TRAINING	-	-	6,000	6,000	3,000
70111025-610405	MATERIALS & SUPPLIES	-	-	14,500	14,500	10,000
70111025-610420	MEETINGS & CONFERENCES	-	-	7,000	7,000	7,000
70111025-610425	MEMBERSHIPS & DUES	-	-	1,000	1,000	1,000
70111025-610430	MINOR EQUIPMENT	-	-	1,000	1,000	2,000
70111025-610555	PUBLIC INFORMATION/ACTIVITIES	-	-	6,000	6,000	6,000
70111025-610615	SOFTWARE	-	-	600	600	800
70111025-660400	CS: EQUIPMENT REPLACEMENT	-	-	2,000	2,000	2,000
70111025-660500	CS: FLEXIBLE SPENDING ADMIN	-	-	200	200	200
70111025-660800	CS: IT EQUIPMENT REPLACEMENT	-	-	2,000	2,000	2,000
<b>TOTAL REQUIREMENTS</b>		<b>\$ -</b>	<b>\$ -</b>	<b>\$ 386,600</b>	<b>\$ 388,000</b>	<b>\$ 425,900</b>



**CITY OF ALBANY, OREGON**

**BIENNIUM 2023-2025**

LINE ITEM SUMMARY

DEPARTMENT: COUNCIL & CITY MANAGER

PROGRAM: 70111601 - MAYOR & COUNCIL IT EQUIP

Account Number	Description	2018-19 Actual	2019-21 Actual	2021-23 Adopted	2021-23 Revised	2023-25 Adopted
<b>RESOURCES</b>						
70111601-439115	IT EQUIP REPLACEMENT CHARGES	\$ -	\$ 3,800	\$ 10,000	\$ 10,000	\$ 10,000
70111601-480100	INTEREST	-	235	400	400	400
70111601-492170	FROM: EQUIPMENT REPLACEMENT	-	32,994	-	-	-
70111601-499050	BEGINNING BALANCE	-	-	36,800	36,800	37,000
<b>TOTAL RESOURCES</b>		<b>\$ -</b>	<b>\$ 37,029</b>	<b>\$ 47,200</b>	<b>\$ 47,200</b>	<b>\$ 47,400</b>
<b>REQUIREMENTS</b>						
70111601-606000	MINOR IT EQUIPMENT	\$ -	\$ -	\$ -	\$ -	\$ 1,000
70111601-606003	MINOR IT EQ: LAPTOP	-	-	4,000	4,000	-
70111601-900140	RESERVE: IT EQUIPMENT REPLACE	-	-	43,200	43,200	46,400
<b>TOTAL REQUIREMENTS</b>		<b>\$ -</b>	<b>\$ -</b>	<b>\$ 47,200</b>	<b>\$ 47,200</b>	<b>\$ 47,400</b>
<b>RESOURCES LESS REQUIREMENTS</b>		<b>\$ -</b>	<b>\$ 37,029</b>	<b>\$ -</b>	<b>\$ -</b>	<b>\$ -</b>



**CITY OF ALBANY, OREGON**

**BIENNIUM 2023-2025**

LINE ITEM SUMMARY

DEPARTMENT: COUNCIL & CITY MANAGER

PROGRAM: 70111605 - CITY MANAGER'S IT EQUIP

Account Number	Description	2018-19 Actual	2019-21 Actual	2021-23 Adopted	2021-23 Revised	2023-25 Adopted
<b>RESOURCES</b>						
70111605-439115	IT EQUIP REPLACEMENT CHARGES	\$ -	\$ 1,250	\$ 6,000	\$ 6,000	\$ 6,000
70111605-480100	INTEREST	-	142	200	200	200
70111605-492170	FROM: EQUIPMENT REPLACEMENT	-	20,464	-	-	-
70111605-499050	BEGINNING BALANCE	-	-	21,700	21,700	21,200
<b>TOTAL RESOURCES</b>		<b>\$ -</b>	<b>\$ 21,856</b>	<b>\$ 27,900</b>	<b>\$ 27,900</b>	<b>\$ 27,400</b>
<b>REQUIREMENTS</b>						
70111605-606000	MINOR IT EQUIPMENT	\$ -	\$ 609	\$ -	\$ -	\$ -
70111605-606001	MINOR IT EQ: PRINTER/SCAN/PLOT	-	-	3,500	3,500	-
70111605-606002	MINOR IT EQ: DESKTOP	-	-	7,500	7,500	5,000
70111605-606003	MINOR IT EQ: LAPTOP	-	-	2,700	2,700	1,100
70111605-900140	RESERVE: IT EQUIPMENT REPLACE	-	-	14,200	14,200	21,300
<b>TOTAL REQUIREMENTS</b>		<b>\$ -</b>	<b>\$ 609</b>	<b>\$ 27,900</b>	<b>\$ 27,900</b>	<b>\$ 27,400</b>
<b>RESOURCES LESS REQUIREMENTS</b>		<b>\$ -</b>	<b>\$ 21,247</b>	<b>\$ -</b>	<b>\$ -</b>	<b>\$ -</b>



**CITY OF ALBANY, OREGON**

**BIENNIUM 2023-2025**

LINE ITEM SUMMARY

DEPARTMENT: COUNCIL & CITY MANAGER

PROGRAM: 70111620 - CODE ENFORCEMENT IT EQUIP

Account Number	Description	2018-19 Actual	2019-21 Actual	2021-23 Adopted	2021-23 Revised	2023-25 Adopted
<b>RESOURCES</b>						
70111620-439115	IT EQUIP REPLACEMENT CHARGES	\$ -	\$ -	\$ 1,600	\$ 1,600	\$ 1,600
70111620-499050	BEGINNING BALANCE	-	-	-	-	1,600
<b>TOTAL RESOURCES</b>		<b>\$ -</b>	<b>\$ -</b>	<b>\$ 1,600</b>	<b>\$ 1,600</b>	<b>\$ 3,200</b>
<b>REQUIREMENTS</b>						
70111620-900140	RESERVE: IT EQUIPMENT REPLACE	\$ -	\$ -	\$ 1,600	\$ 1,600	\$ 3,200
<b>TOTAL REQUIREMENTS</b>		<b>\$ -</b>	<b>\$ -</b>	<b>\$ 1,600</b>	<b>\$ 1,600</b>	<b>\$ 3,200</b>
<b>RESOURCES LESS REQUIREMENTS</b>		<b>\$ -</b>	<b>\$ -</b>	<b>\$ -</b>	<b>\$ -</b>	<b>-</b>





# CITY OF ALBANY, OREGON

BIENNIUM 2023-2025

LINE ITEM SUMMARY

DEPARTMENT: COUNCIL & CITY MANAGER

PROGRAM: 70111625 - EMERGENCY IT EQUIP

Account Number	Description	2018-19 Actual	2019-21 Actual	2021-23 Adopted	2021-23 Revised	2023-25 Adopted
<b>RESOURCES</b>						
70111625-439115	IT EQUIP REPLACEMENT CHARGES	\$ -	\$ -	\$ 2,000	\$ 2,000	\$ 2,000
70111625-499050	BEGINNING BALANCE	-	-	-	-	2,000
<b>TOTAL RESOURCES</b>		\$ -	\$ -	\$ 2,000	\$ 2,000	\$ 4,000
<b>REQUIREMENTS</b>						
70111625-900140	RESERVE: IT EQUIPMENT REPLACE	\$ -	\$ -	\$ 2,000	\$ 2,000	\$ 4,000
<b>TOTAL REQUIREMENTS</b>		\$ -	\$ -	\$ 2,000	\$ 2,000	\$ 4,000
<b>RESOURCES LESS REQUIREMENTS</b>		\$ -	\$ -	\$ -	\$ -	\$ -



**CITY OF ALBANY, OREGON**

**BIENNIUM 2023-2025**

LINE ITEM SUMMARY

DEPARTMENT: COUNCIL & CITY MANAGER

PROGRAM: 70111720 - CODE ENFORCEMENT EQUIP

Account Number	Description	2018-19 Actual	2019-21 Actual	2021-23 Adopted	2021-23 Revised	2023-25 Adopted
<b>RESOURCES</b>						
70111720-439110	EQUIPMENT REPLACEMENT CHARGES	\$ -	\$ -	\$ 13,600	\$ 13,600	\$ 14,000
70111720-499050	BEGINNING BALANCE	-	-	-	-	12,600
<b>TOTAL RESOURCES</b>		<b>\$ -</b>	<b>\$ -</b>	<b>\$ 13,600</b>	<b>\$ 13,600</b>	<b>\$ 26,600</b>
<b>REQUIREMENTS</b>						
70111720-610430	MINOR EQUIPMENT	\$ -	\$ -	\$ 1,000	\$ 1,000	\$ 1,000
70111720-900135	RESERVE: EQUIPMENT REPLACEMENT	-	-	12,600	12,600	25,600
<b>TOTAL REQUIREMENTS</b>		<b>\$ -</b>	<b>\$ -</b>	<b>\$ 13,600</b>	<b>\$ 13,600</b>	<b>\$ 26,600</b>
<b>RESOURCES LESS REQUIREMENTS</b>		<b>\$ -</b>	<b>\$ -</b>	<b>\$ -</b>	<b>\$ -</b>	<b>-</b>



**CITY OF ALBANY, OREGON**

**BIENNIUM 2023-2025**

LINE ITEM SUMMARY

DEPARTMENT: COUNCIL & CITY MANAGER

PROGRAM: 7011725 - EMERGENCY M/S EQUIP REPLACE

Account Number	Description	2018-19 Actual	2019-21 Actual	2021-23 Adopted	2021-23 Revised	2023-25 Adopted
<b>RESOURCES</b>						
7011725-439110	EQUIPMENT REPLACEMENT CHARGES	\$ -	\$ -	\$ 2,000	\$ 2,000	\$ 2,000
7011725-499050	BEGINNING BALANCE	-	-	-	-	2,000
<b>TOTAL RESOURCES</b>		<b>\$ -</b>	<b>\$ -</b>	<b>\$ 2,000</b>	<b>\$ 2,000</b>	<b>\$ 4,000</b>
<b>REQUIREMENTS</b>						
7011725-900135	RESERVE: EQUIPMENT REPLACEMENT	\$ -	\$ -	\$ 2,000	\$ 2,000	\$ 4,000
<b>TOTAL REQUIREMENTS</b>		<b>\$ -</b>	<b>\$ -</b>	<b>\$ 2,000</b>	<b>\$ 2,000</b>	<b>\$ 4,000</b>
<b>RESOURCES LESS REQUIREMENTS</b>		<b>\$ -</b>	<b>\$ -</b>	<b>\$ -</b>	<b>\$ -</b>	<b>\$ -</b>



**CITY OF ALBANY, OREGON**  
**BIENNIUM 2023-2025**

LINE ITEM SUMMARY  
 DEPARTMENT: INFORMATION TECHNOLOGY  
 PROGRAM: 70113001 - INFORMATION TECHNOLOGY

Account Number	Description	2018-19 Actual	2019-21 Actual	2021-23 Adopted	2021-23 Revised	2023-25 Adopted
<b>RESOURCES</b>						
70113001-439005	CS ADMINISTRATION CHARGE	\$ 122,300	\$ 263,367	\$ -	\$ -	\$ -
70113001-439010	CS INFORMATION TECHNOLOGY CHG	1,597,000	3,227,543	-	-	-
70113001-469015	MISCELLANEOUS REVENUE	718	948	-	-	-
70113001-480100	INTEREST	(158)	2,312	-	-	-
70113001-490900	INTRAFUND TRANSFER IN	-	172,000	-	-	-
70113001-492110	FROM: ECONOMIC DEVELOPMENT	-	6,700	-	-	-
70113001-499050	BEGINNING BALANCE	51,484	22,153	-	-	-
<b>TOTAL RESOURCES</b>		<b>\$ 1,771,344</b>	<b>\$ 3,695,023</b>	<b>\$ -</b>	<b>\$ -</b>	<b>\$ -</b>

Account Number	Description	2018-19 Actual	2019-21 Actual	2021-23 Adopted	2021-23 Revised	2023-25 Adopted
<b>REQUIREMENTS</b>						
70113001-510010	WAGES & SALARIES	\$ 868,863	\$ 1,641,723	\$ 1,431,600	\$ 1,441,900	\$ 1,750,300
70113001-520010	TEMPORARY EMPLOYEES	-	222	-	-	-
70113001-530010	OVERTIME	4,664	6,574	12,000	12,000	40,000
70113001-560001	EMPLOYER MEDICAL	-	277,893	373,800	373,800	398,500
70113001-560005	EMPLOYER DENTAL	-	22,068	29,700	29,700	30,700
70113001-560008	EMPLOYER VISION	-	8,637	11,200	11,200	11,100
70113001-560010	EMPLOYER PAID BENEFITS	507,933	392,364	109,600	109,600	133,900
70113001-560012	EMPLOYER PAID DEFERRED COMP	-	4,902	16,100	16,100	34,500
70113001-560014	EMPLOYER PAID LTD/LIFE/AD&D	-	3,028	11,100	11,100	2,400
70113001-560016	EMPLOYER PAID WORKER'S COMP	-	296	1,400	1,400	2,100
70113001-560018	EMPLOYER PAID OREGON WBF	-	94	11,200	11,200	19,300
70113001-560020	PERS	-	376,687	472,500	472,500	566,700
70113001-560022	EMPLYR PAID OREGON PAID LEAVE	-	-	-	-	20,200
70113001-560030	HRA VEBA	-	52,503	28,400	28,400	29,000
70113001-600115	INSURANCE & BONDS	3,575	9,900	12,000	12,000	13,500
70113001-600400	CONTRACTUAL SERVICES	5,311	1,996	10,000	10,000	20,000
70113001-602300	SOFTWARE LICENSE FEES	160,983	452,769	265,000	265,000	566,700
70113001-610060	CAR & UNREIMBURSED EXPENSES	3,600	5,400	-	-	-
70113001-610100	DUPLICATION & FAX	68	16	1,000	1,000	400
70113001-610130	EDUCATION & TRAINING	4,215	5,796	20,000	20,000	10,000
70113001-610405	MATERIALS & SUPPLIES	11,345	9,571	20,000	20,000	16,000
70113001-610420	MEETINGS & CONFERENCES	4,596	2,273	6,000	6,000	8,000
70113001-610425	MEMBERSHIPS & DUES	1,470	2,845	1,000	1,000	1,000
70113001-610430	MINOR EQUIPMENT	9,598	10,478	30,000	30,000	30,000
70113001-610525	PERSONAL AUTO REIMBURSEMENT	1,992	3,852	3,000	3,000	3,200
70113001-610540	POSTAGE & SHIPPING	-	171	400	400	200
70113001-610545	PRINTING & BINDING	-	-	200	200	200
70113001-610550	PROFESSIONAL PUBLICATIONS	-	109	1,000	1,000	1,000
70113001-610615	SOFTWARE	7,914	2,235	10,000	10,000	6,000
70113001-630000	ELECTRICITY	-	-	800	800	800
70113001-630005	NATURAL GAS	197	289	800	800	800
70113001-630010	TELEPHONE	6,060	10,061	12,800	12,800	8,000
70113001-651500	CONTRACT MAINTENANCE	2,416	1,850	2,000	2,000	1,000
70113001-653600	MAINT: VEHICLE	-	189	2,000	2,000	2,400
70113001-660200	CS: CENTRAL SERVICE	87,300	181,855	-	-	-
70113001-660300	CS: CITY HALL RENTAL	30,100	61,700	-	-	-
70113001-660400	CS: EQUIPMENT REPLACEMENT	-	-	15,400	15,400	16,000
70113001-660500	CS: FLEXIBLE SPENDING ADMIN	289	597	400	400	400
70113001-660800	CS: IT EQUIPMENT REPLACEMENT	26,700	21,600	198,700	198,700	180,000
<b>TOTAL REQUIREMENTS</b>		<b>\$ 1,749,189</b>	<b>\$ 3,572,543</b>	<b>\$ 3,121,100</b>	<b>\$ 3,131,400</b>	<b>\$ 3,924,300</b>

<b>RESOURCES LESS REQUIREMENTS</b>		<b>\$ 22,155</b>	<b>\$ 122,480</b>	<b>\$ (3,121,100)</b>	<b>\$ (3,131,400)</b>	<b>\$ (3,924,300)</b>
------------------------------------	--	------------------	-------------------	-----------------------	-----------------------	-----------------------



# CITY OF ALBANY, OREGON

BIENNIUM 2023-2025

LINE ITEM SUMMARY

DEPARTMENT: INFORMATION TECHNOLOGY

PROGRAM: 70113010 - GIS SERVICES

Account Number	Description	2018-19 Actual	2019-21 Actual	2021-23 Adopted	2021-23 Revised	2023-25 Adopted
<b>RESOURCES</b>						
70113010-433000	GIS INFORMATION SALES REVENUE	\$ 80	\$ 80	\$ -	\$ -	\$ -
70113010-439015	CS GIS SERVICES CHARGE	463,700	783,177	-	-	-
70113010-469015	MISCELLANEOUS REVENUE	4	47	-	-	-
70113010-480100	INTEREST	1,312	4,056	-	-	-
70113010-499050	BEGINNING BALANCE	32,757	59,256	-	-	-
<b>TOTAL RESOURCES</b>		<b>\$ 497,853</b>	<b>\$ 846,616</b>	<b>\$ -</b>	<b>\$ -</b>	<b>\$ -</b>
<b>REQUIREMENTS</b>						
70113010-510010	WAGES & SALARIES	\$ 171,456	\$ 270,436	\$ 239,200	\$ 240,900	\$ 178,000
70113010-520010	TEMPORARY EMPLOYEES	34,443	41,595	85,700	85,700	87,800
70113010-560001	EMPLOYER MEDICAL	-	44,205	81,500	81,500	65,800
70113010-560005	EMPLOYER DENTAL	-	3,471	6,900	6,900	5,500
70113010-560008	EMPLOYER VISION	-	1,329	2,600	2,600	1,900
70113010-560010	EMPLOYER PAID BENEFITS	108,789	78,990	25,000	25,000	27,100
70113010-560012	EMPLOYER PAID DEFERRED COMP	-	239	1,600	1,600	1,800
70113010-560014	EMPLOYER PAID LTD/LIFE/AD&D	-	325	2,400	2,400	200
70113010-560016	EMPLOYER PAID WORKER'S COMP	-	50	400	400	500
70113010-560018	EMPLOYER PAID OREGON WBF	-	19	2,600	2,600	3,900
70113010-560020	PERS	-	58,879	102,100	102,100	116,800
70113010-560022	EMPLYR PAID OREGON PAID LEAVE	-	-	-	-	4,100
70113010-560030	HRA VEBA	-	9,582	5,600	5,600	4,000
70113010-600115	INSURANCE & BONDS	941	2,671	2,300	2,300	2,300
70113010-600400	CONTRACTUAL SERVICES	1,012	6,592	3,000	3,000	3,000
70113010-602105	FACILITIES RENTAL/LEASE	-	-	22,500	22,500	-
70113010-602300	SOFTWARE LICENSE FEES	43,547	90,936	110,000	110,000	110,000
70113010-610005	ADVERTISING & PUBLICATIONS	-	554	800	800	800
70113010-610100	DUPLICATION & FAX	68	16	600	600	600
70113010-610130	EDUCATION & TRAINING	74	509	5,000	5,000	5,000
70113010-610405	MATERIALS & SUPPLIES	1,397	8,430	10,000	10,000	6,000
70113010-610420	MEETINGS & CONFERENCES	2,691	1,256	7,000	7,000	7,000
70113010-610425	MEMBERSHIPS & DUES	-	-	800	800	800
70113010-610525	PERSONAL AUTO REIMBURSEMENT	29	-	1,000	1,000	1,000
70113010-610540	POSTAGE & SHIPPING	-	68	200	200	200
70113010-610545	PRINTING & BINDING	-	-	200	200	200
70113010-610615	SOFTWARE	658	543	5,000	5,000	5,000
70113010-630010	TELEPHONE	41	211	1,000	1,000	1,000
70113010-650035	MAINT: OFFICE EQUIPMENT	1,224	-	4,000	4,000	4,000
70113010-660200	CS: CENTRAL SERVICE	20,300	44,817	-	-	-
70113010-660300	CS: CITY HALL RENTAL	8,200	21,600	-	-	-
70113010-660500	CS: FLEXIBLE SPENDING ADMIN	126	193	200	200	200
70113010-660700	CS: INFORMATION TECHNOLOGY	15,100	29,179	-	-	-
70113010-660800	CS: IT EQUIPMENT REPLACEMENT	28,500	60,000	34,400	34,400	191,300
<b>TOTAL REQUIREMENTS</b>		<b>\$ 438,596</b>	<b>\$ 776,695</b>	<b>\$ 763,600</b>	<b>\$ 765,300</b>	<b>\$ 835,800</b>
<b>RESOURCES LESS REQUIREMENTS</b>		<b>\$ 59,257</b>	<b>\$ 69,921</b>	<b>\$ (763,600)</b>	<b>\$ (765,300)</b>	<b>\$ (835,800)</b>



# CITY OF ALBANY, OREGON

BIENNIUM 2023-2025

LINE ITEM SUMMARY

DEPARTMENT: INFORMATION TECHNOLOGY

PROGRAM: 70113015 - PERMIT TRACKING

Account Number	Description	2018-19 Actual	2019-21 Actual	2021-23 Adopted	2021-23 Revised	2023-25 Adopted
<b>RESOURCES</b>						
70113015-439020	CS PERMIT TRACKING CHARGE	\$ 109,600	\$ 241,500	\$ -	\$ -	\$ -
70113015-480100	INTEREST	(338)	299	-	-	-
70113015-499050	BEGINNING BALANCE	(2,537)	(165)	-	-	-
<b>TOTAL RESOURCES</b>		<b>\$ 106,725</b>	<b>\$ 241,634</b>	<b>\$ -</b>	<b>\$ -</b>	<b>\$ -</b>
<b>REQUIREMENTS</b>						
70113015-510010	WAGES & SALARIES	\$ 29,712	\$ 94,183	\$ 91,200	\$ 91,900	\$ 97,200
70113015-530010	OVERTIME	-	352	-	-	-
70113015-560001	EMPLOYER MEDICAL	-	18,679	29,200	29,200	24,500
70113015-560005	EMPLOYER DENTAL	-	1,546	2,500	2,500	1,800
70113015-560008	EMPLOYER VISION	-	585	1,000	1,000	700
70113015-560010	EMPLOYER PAID BENEFITS	23,603	25,596	7,100	7,100	7,500
70113015-560012	EMPLOYER PAID DEFERRED COMP	-	119	600	600	1,000
70113015-560014	EMPLOYER PAID LTD/LIFE/AD&D	-	171	800	800	100
70113015-560016	EMPLOYER PAID WORKER'S COMP	-	24	200	200	200
70113015-560018	EMPLOYER PAID OREGON WBF	-	6	800	800	1,100
70113015-560020	PERS	-	21,363	30,100	30,100	32,100
70113015-560022	EMPLYR PAID OREGON PAID LEAVE	-	-	-	-	1,200
70113015-560030	HRA VEBA	-	2,997	2,000	2,000	2,000
70113015-600115	INSURANCE & BONDS	282	595	2,300	2,300	2,300
70113015-600400	CONTRACTUAL SERVICES	-	6,000	-	-	-
70113015-602300	SOFTWARE LICENSE FEES	34,662	67,456	83,000	83,000	90,000
70113015-610100	DUPLICATION & FAX	-	-	200	200	200
70113015-610405	MATERIALS & SUPPLIES	-	-	600	600	600
70113015-610525	PERSONAL AUTO REIMBURSEMENT	-	-	200	200	200
70113015-610545	PRINTING & BINDING	-	-	200	200	200
70113015-660200	CS: CENTRAL SERVICE	5,200	10,072	-	-	-
70113015-660300	CS: CITY HALL RENTAL	2,200	3,800	-	-	-
70113015-660500	CS: FLEXIBLE SPENDING ADMIN	31	5	-	-	-
70113015-660700	CS: INFORMATION TECHNOLOGY	7,600	-	-	-	-
70113015-660800	CS: IT EQUIPMENT REPLACEMENT	3,600	-	-	-	-
<b>TOTAL REQUIREMENTS</b>		<b>\$ 106,890</b>	<b>\$ 253,549</b>	<b>\$ 252,000</b>	<b>\$ 252,700</b>	<b>\$ 262,900</b>
<b>RESOURCES LESS REQUIREMENTS</b>		<b>\$ (165)</b>	<b>\$ (11,915)</b>	<b>\$ (252,000)</b>	<b>\$ (252,700)</b>	<b>\$ (262,900)</b>



**CITY OF ALBANY, OREGON**

**BIENNIUM 2023-2025**

LINE ITEM SUMMARY

DEPARTMENT: INFORMATION TECHNOLOGY

PROGRAM: 70113601 - INFORMATION TECH IT EQUIP

Account Number	Description	2018-19 Actual	2019-21 Actual	2021-23 Adopted	2021-23 Revised	2023-25 Adopted
<b>RESOURCES</b>						
70113601-439115	IT EQUIP REPLACEMENT CHARGES	\$ -	\$ -	\$ 198,700	\$ 198,700	\$ 180,000
70113601-480100	INTEREST	-	582	-	-	-
70113601-492170	FROM: EQUIPMENT REPLACEMENT	-	86,236	-	-	-
70113601-499050	BEGINNING BALANCE	-	-	86,200	86,200	85,000
<b>TOTAL RESOURCES</b>		<b>\$ -</b>	<b>\$ 86,818</b>	<b>\$ 284,900</b>	<b>\$ 284,900</b>	<b>\$ 265,000</b>
<b>REQUIREMENTS</b>						
70113601-606000	MINOR IT EQUIPMENT	\$ -	\$ -	\$ -	\$ -	\$ 30,000
70113601-606001	MINOR IT EQ: PRINTER/SCAN/PLOT	-	-	-	-	5,000
70113601-606002	MINOR IT EQ: DESKTOP	-	-	13,400	13,400	20,000
70113601-606003	MINOR IT EQ: LAPTOP	-	-	3,000	3,000	5,000
70113601-706000	CAPITAL IT EQUIPMENT	-	-	-	-	20,000
70113601-706010	CAPITAL IT: NET STORE PRIMARY	-	-	-	-	20,000
70113601-706011	CAPITAL IT: NET STORE BACKUP	-	-	10,000	10,000	20,000
70113601-900140	RESERVE: IT EQUIPMENT REPLACE	-	-	258,500	258,500	145,000
<b>TOTAL REQUIREMENTS</b>		<b>\$ -</b>	<b>\$ -</b>	<b>\$ 284,900</b>	<b>\$ 284,900</b>	<b>\$ 265,000</b>
<b>RESOURCES LESS REQUIREMENTS</b>		<b>\$ -</b>	<b>\$ 86,818</b>	<b>\$ -</b>	<b>\$ -</b>	<b>\$ -</b>



**CITY OF ALBANY, OREGON**

**BIENNIUM 2023-2025**

LINE ITEM SUMMARY

DEPARTMENT: INFORMATION TECHNOLOGY

PROGRAM: 70113610 - GIS SERVICE IT EQUIP REPL

Account Number	Description	2018-19 Actual	2019-21 Actual	2021-23 Adopted	2021-23 Revised	2023-25 Adopted
<b>RESOURCES</b>						
70113610-439115	IT EQUIP REPLACEMENT CHARGES	\$ -	\$ 15,000	\$ 34,400	\$ 34,400	\$ 191,300
70113610-480100	INTEREST	-	996	1,400	1,400	-
70113610-492170	FROM: EQUIPMENT REPLACEMENT	-	140,449	-	-	-
70113610-499050	BEGINNING BALANCE	-	-	155,500	155,500	191,300
<b>TOTAL RESOURCES</b>		<b>\$ -</b>	<b>\$ 156,445</b>	<b>\$ 191,300</b>	<b>\$ 191,300</b>	<b>\$ 382,600</b>
<b>REQUIREMENTS</b>						
70113610-900140	RESERVE: IT EQUIPMENT REPLACE	\$ -	\$ -	\$ 191,300	\$ 191,300	\$ 382,600
<b>TOTAL REQUIREMENTS</b>		<b>\$ -</b>	<b>\$ -</b>	<b>\$ 191,300</b>	<b>\$ 191,300</b>	<b>\$ 382,600</b>
<b>RESOURCES LESS REQUIREMENTS</b>		<b>\$ -</b>	<b>\$ 156,445</b>	<b>\$ -</b>	<b>\$ -</b>	<b>-</b>





**CITY OF ALBANY, OREGON**

**BIENNIUM 2023-2025**

LINE ITEM SUMMARY

DEPARTMENT: INFORMATION TECHNOLOGY

PROGRAM: 70113615 - PERMIT TRACKING IT EQUIP

Account Number	Description	2018-19 Actual	2019-21 Actual	2021-23 Adopted	2021-23 Revised	2023-25 Adopted
<b>RESOURCES</b>						
70113615-480100	INTEREST	\$ -	\$ 404	\$ -	\$ -	\$ -
70113615-492170	FROM: EQUIPMENT REPLACEMENT	-	59,848	-	-	-
70113615-499050	BEGINNING BALANCE	-	-	59,900	59,900	10,800
<b>TOTAL RESOURCES</b>		<b>\$ -</b>	<b>\$ 60,252</b>	<b>\$ 59,900</b>	<b>\$ 59,900</b>	<b>\$ 10,800</b>
<b>REQUIREMENTS</b>						
70113615-900140	RESERVE: IT EQUIPMENT REPLACE	\$ -	\$ -	\$ 59,900	\$ 59,900	\$ 10,800
<b>TOTAL REQUIREMENTS</b>		<b>\$ -</b>	<b>\$ -</b>	<b>\$ 59,900</b>	<b>\$ 59,900</b>	<b>\$ 10,800</b>
<b>RESOURCES LESS REQUIREMENTS</b>		<b>\$ -</b>	<b>\$ 60,252</b>	<b>\$ -</b>	<b>\$ -</b>	<b>\$ -</b>



**CITY OF ALBANY, OREGON**

**BIENNIUM 2023-2025**

LINE ITEM SUMMARY

DEPARTMENT: INFORMATION TECHNOLOGY

PROGRAM: 70113701 - IT EQUIPMENT REPLACEMENT

Account Number	Description	2018-19 Actual	2019-21 Actual	2021-23 Adopted	2021-23 Revised	2023-25 Adopted
<b>RESOURCES</b>						
70113701-439110	EQUIPMENT REPLACEMENT CHARGES	\$ -	\$ -	\$ 15,400	\$ 15,400	\$ 16,000
70113701-499050	BEGINNING BALANCE	-	-	-	-	15,400
<b>TOTAL RESOURCES</b>		<b>\$ -</b>	<b>\$ -</b>	<b>\$ 15,400</b>	<b>\$ 15,400</b>	<b>\$ 31,400</b>
<b>REQUIREMENTS</b>						
70113701-900135	RESERVE: EQUIPMENT REPLACEMENT	\$ -	\$ -	\$ 15,400	\$ 15,400	\$ 31,400
<b>TOTAL REQUIREMENTS</b>		<b>\$ -</b>	<b>\$ -</b>	<b>\$ 15,400</b>	<b>\$ 15,400</b>	<b>\$ 31,400</b>
<b>RESOURCES LESS REQUIREMENTS</b>		<b>\$ -</b>	<b>\$ -</b>	<b>\$ -</b>	<b>\$ -</b>	<b>-</b>



**CITY OF ALBANY, OREGON**  
**BIENNIUM 2023-2025**

LINE ITEM SUMMARY  
 DEPARTMENT: HUMAN RESOURCES  
 PROGRAM: 70114001 - HUMAN RESOURCES

Account Number	Description	2018-19 Actual	2019-21 Actual	2021-23 Adopted	2021-23 Revised	2023-25 Adopted
<b>REQUIREMENTS</b>						
70114001-510010	WAGES & SALARIES	\$ 368,375	\$ 789,222	\$ 947,200	\$ 953,600	\$ 1,071,200
70114001-520010	TEMPORARY EMPLOYEES	618	4,516	6,000	6,000	-
70114001-530010	OVERTIME	-	-	2,000	2,000	2,000
70114001-560001	EMPLOYER MEDICAL	-	149,160	223,100	223,100	317,900
70114001-560005	EMPLOYER DENTAL	-	11,256	17,200	17,200	22,200
70114001-560008	EMPLOYER VISION	-	4,595	6,700	6,700	8,700
70114001-560010	EMPLOYER PAID BENEFITS	231,474	177,324	68,700	68,700	83,000
70114001-560012	EMPLOYER PAID DEFERRED COMP	-	4,180	16,100	16,100	29,800
70114001-560014	EMPLOYER PAID LTD/LIFE/AD&D	-	2,153	7,900	7,900	2,200
70114001-560016	EMPLOYER PAID WORKER'S COMP	-	160	1,000	1,000	1,300
70114001-560018	EMPLOYER PAID OREGON WBF	-	57	7,100	7,100	12,000
70114001-560020	PERS	-	200,472	296,100	296,100	358,000
70114001-560022	EMPLYR PAID OREGON PAID LEAVE	-	-	-	-	13,600
70114001-560030	HRA VEBA	-	27,000	20,000	20,000	24,000
70114001-600115	INSURANCE & BONDS	1,694	5,143	4,800	4,800	6,600
70114001-600220	LABOR NEGOTIATIONS	33,674	40,314	-	-	-
70114001-600300	EMPLOYEE ASSISTANCE PROGRAM	10,200	20,400	25,000	25,000	25,000
70114001-600400	CONTRACTUAL SERVICES	131,981	168,985	20,000	20,000	20,000
70114001-602300	SOFTWARE LICENSE FEES	38	28,483	20,000	20,000	30,000
70114001-610005	ADVERTISING & PUBLICATIONS	3,287	6,443	8,000	8,000	4,000
70114001-610100	DUPLICATION & FAX	2,789	6,466	5,600	5,600	6,000
70114001-610130	EDUCATION & TRAINING	3,194	4,020	6,000	6,000	6,500
70114001-610405	MATERIALS & SUPPLIES	1,537	3,640	3,600	3,600	4,000
70114001-610420	MEETINGS & CONFERENCES	5,235	5,009	16,000	16,000	14,000
70114001-610425	MEMBERSHIPS & DUES	3,493	8,424	8,600	8,600	9,000
70114001-610430	MINOR EQUIPMENT	-	9,188	8,000	8,000	4,000
70114001-610525	PERSONAL AUTO REIMBURSEMENT	468	459	2,000	2,000	2,000
70114001-610540	POSTAGE & SHIPPING	380	358	800	800	800
70114001-610545	PRINTING & BINDING	156	399	600	600	600
70114001-610550	PROFESSIONAL PUBLICATIONS	1,741	2,772	4,000	4,000	2,000
70114001-612000	EMPLOYEE EVENTS	2,703	1,337	4,000	4,000	4,000
70114001-612005	IN-HOUSE TRAINING	6,532	30,922	30,000	30,000	30,000
70114001-630010	TELEPHONE	41	50	200	200	200
70114001-650035	MAINT: OFFICE EQUIPMENT	366	-	600	600	-
70114001-660500	CS: FLEXIBLE SPENDING ADMIN	284	505	600	600	600
70114001-660700	CS: INFORMATION TECHNOLOGY	23,100	43,768	-	-	-
70114001-660800	CS: IT EQUIPMENT REPLACEMENT	1,100	6,400	7,000	7,000	4,000
70114001-665400	PHYSICAL EXAMS & MEDICALS	24,240	42,183	10,000	10,000	14,000
70114001-665405	PRE-EMPLOYMENT EXPENSES	-	43	10,000	10,000	16,000
70114001-670130	EMPLOYEE RECOGNITION	3,283	6,712	10,000	10,000	10,000
<b>TOTAL REQUIREMENTS</b>		<b>\$ 861,983</b>	<b>\$ 1,812,518</b>	<b>\$ 1,824,500</b>	<b>\$ 1,830,900</b>	<b>\$ 2,159,200</b>



**CITY OF ALBANY, OREGON**

**BIENNIUM 2023-2025**

LINE ITEM SUMMARY

DEPARTMENT: HUMAN RESOURCES

PROGRAM: 70114005 - LABOR & EMPLOYEE RELATIONS

Account Number	Description	2018-19 Actual	2019-21 Actual	2021-23 Adopted	2021-23 Revised	2023-25 Adopted
<b>RESOURCES</b>						
70114005-439215	CS LABOR RELATIONS CHARGE	\$ -	\$ -	\$ 150,000	\$ 150,000	\$ 125,000
70114005-499050	BEGINNING BALANCE	-	-	-	-	3,700
<b>TOTAL RESOURCES</b>		<b>\$ -</b>	<b>\$ -</b>	<b>\$ 150,000</b>	<b>\$ 150,000</b>	<b>\$ 128,700</b>
<b>REQUIREMENTS</b>						
70114005-600220	LABOR NEGOTIATIONS	\$ -	\$ -	\$ 120,000	\$ 120,000	\$ -
70114005-600400	CONTRACTUAL SERVICES	-	-	30,000	30,000	-
70114005-690000	RESERVE: OPERATING	-	-	-	-	128,700
<b>TOTAL REQUIREMENTS</b>		<b>\$ -</b>	<b>\$ -</b>	<b>\$ 150,000</b>	<b>\$ 150,000</b>	<b>\$ 128,700</b>
<b>RESOURCES LESS REQUIREMENTS</b>		<b>\$ -</b>	<b>\$ -</b>	<b>\$ -</b>	<b>\$ -</b>	<b>\$ -</b>



**CITY OF ALBANY, OREGON**

**BIENNIUM 2023-2025**

LINE ITEM SUMMARY

DEPARTMENT: HUMAN RESOURCES

PROGRAM: 70114601 - HUMAN RESOURCES IT EQUIP

Account Number	Description	2018-19 Actual	2019-21 Actual	2021-23 Adopted	2021-23 Revised	2023-25 Adopted
<b>RESOURCES</b>						
70114601-439115	IT EQUIP REPLACEMENT CHARGES	\$ -	\$ 1,600	\$ 7,000	\$ 7,000	\$ 4,000
70114601-480100	INTEREST	-	74	200	200	-
70114601-492170	FROM: EQUIPMENT REPLACEMENT	-	10,245	-	-	-
70114601-499050	BEGINNING BALANCE	-	-	11,800	11,800	10,000
<b>TOTAL RESOURCES</b>		<b>\$ -</b>	<b>\$ 11,919</b>	<b>\$ 19,000</b>	<b>\$ 19,000</b>	<b>\$ 14,000</b>
<b>REQUIREMENTS</b>						
70114601-606001	MINOR IT EQ: PRINTER/SCAN/PLOT	\$ -	\$ -	\$ 600	\$ 600	\$ -
70114601-606002	MINOR IT EQ: DESKTOP	-	-	4,500	4,500	-
70114601-606003	MINOR IT EQ: LAPTOP	-	-	1,800	1,800	-
70114601-900140	RESERVE: IT EQUIPMENT REPLACE	-	-	12,100	12,100	14,000
<b>TOTAL REQUIREMENTS</b>		<b>\$ -</b>	<b>\$ -</b>	<b>\$ 19,000</b>	<b>\$ 19,000</b>	<b>\$ 14,000</b>
<b>RESOURCES LESS REQUIREMENTS</b>		<b>\$ -</b>	<b>\$ 11,919</b>	<b>\$ -</b>	<b>\$ -</b>	<b>\$ -</b>



**CITY OF ALBANY, OREGON**  
**BIENNIUM 2023-2025**

LINE ITEM SUMMARY  
 DEPARTMENT: PARKS & RECREATION  
 PROGRAM: 70150045 - FACILITIES MAINTENANCE

Account Number	Description	2018-19 Actual	2019-21 Actual	2021-23 Adopted	2021-23 Revised	2023-25 Adopted
<b>RESOURCES</b>						
70150045-439025	CS BUILDING MAINTENANCE CHARGE	\$ 815,200	\$ 1,558,112	\$ 1,695,400	\$ 1,695,400	\$ 1,805,500
70150045-469015	MISCELLANEOUS REVENUE	4,653	2,974	-	-	-
70150045-480100	INTEREST	-	2,617	-	-	-
70150045-490900	INTRAFUND TRANSFER IN	-	-	-	3,300	-
70150045-499050	BEGINNING BALANCE	21,075	39,016	-	-	-
<b>TOTAL RESOURCES</b>		<b>\$ 840,928</b>	<b>\$ 1,602,719</b>	<b>\$ 1,695,400</b>	<b>\$ 1,698,700</b>	<b>\$ 1,805,500</b>
<b>REQUIREMENTS</b>						
70150045-510010	WAGES & SALARIES	\$ 225,681	\$ 466,965	\$ 457,400	\$ 460,700	\$ 482,300
70150045-530010	OVERTIME	-	1,792	1,600	1,600	1,600
70150045-560001	EMPLOYER MEDICAL	11	107,620	153,800	153,800	173,800
70150045-560005	EMPLOYER DENTAL	-	9,781	12,900	12,900	14,000
70150045-560008	EMPLOYER VISION	-	3,436	4,800	4,800	4,900
70150045-560010	EMPLOYER PAID BENEFITS	170,635	134,248	35,100	35,100	35,000
70150045-560012	EMPLOYER PAID DEFERRED COMP	-	936	3,400	3,400	1,800
70150045-560014	EMPLOYER PAID LTD/LIFE/AD&D	-	1,033	4,400	4,400	700
70150045-560016	EMPLOYER PAID WORKER'S COMP	-	3,824	17,600	17,600	18,000
70150045-560018	EMPLOYER PAID OREGON WBF	-	37	3,700	3,700	5,000
70150045-560020	PERS	-	111,938	151,000	151,000	146,900
70150045-560022	EMPLYR PAID OREGON PAID LEAVE	-	-	-	-	5,300
70150045-560030	HRA VEBA	-	31,248	11,200	11,200	11,200
70150045-600115	INSURANCE & BONDS	1,976	5,842	4,200	4,200	8,300
70150045-600400	CONTRACTUAL SERVICES	40,987	22,959	120,000	120,000	132,000
70150045-600430	CONTRACTUAL: MANPOWER	-	-	70,000	70,000	77,000
70150045-602105	FACILITIES RENTAL/LEASE	8,100	16,200	16,600	16,600	17,000
70150045-610130	EDUCATION & TRAINING	1,906	396	4,200	4,200	4,200
70150045-610405	MATERIALS & SUPPLIES	23,598	55,632	75,500	75,500	87,700
70150045-610420	MEETINGS & CONFERENCES	-	-	1,000	1,000	1,000
70150045-610430	MINOR EQUIPMENT	1,667	8,803	12,000	12,000	20,000
70150045-610525	PERSONAL AUTO REIMBURSEMENT	-	-	800	800	800
70150045-610540	POSTAGE & SHIPPING	-	23	200	200	200
70150045-610545	PRINTING & BINDING	-	-	400	400	400
70150045-610750	UNIFORMS	1,531	2,142	3,600	3,600	3,600
70150045-610800	VEHICLE FUEL CHARGES	7,191	9,444	15,000	15,000	18,800
70150045-630000	ELECTRICITY	51,009	102,007	130,000	130,000	130,000
70150045-630005	NATURAL GAS	7,475	15,594	13,000	13,000	15,000
70150045-630010	TELEPHONE	8,137	14,144	16,500	16,500	17,300
70150045-630015	FIRE LINE	-	364	400	400	800
70150045-630200	ALARM LINE FEES	105	-	200	200	400
70150045-630400	WATER SERVICE	5,101	18,863	15,500	15,500	34,000
70150045-630405	SEWER SERVICE CHARGES	5,451	9,431	17,500	17,500	6,000
70150045-630410	STORMWATER SERVICE CHARGES	-	2,355	2,500	2,500	5,000
70150045-630415	CITY SERVICES FEE CHARGES	-	-	-	-	4,000
70150045-650015	MAINT: COMMUNICATION EQUIPMENT	-	70	600	600	2,600
70150045-651800	FACILITIES MAINTENANCE	36,857	38,869	107,000	107,000	121,000
70150045-653600	MAINT: VEHICLE	3,536	4,488	6,000	6,000	9,300
70150045-655100	MAINT: BUILDING	-	21,842	-	-	-
70150045-655200	MAINT: CITY HALL	117,537	193,922	-	-	-
70150045-660200	CS: CENTRAL SERVICE	35,100	76,697	9,000	9,000	11,900
70150045-660210	CS: FINANCE	-	-	43,300	43,300	46,700
70150045-660211	CS: CITY MANAGER'S OFFICE	-	-	30,300	30,300	33,400
70150045-660212	CS: MAYOR & COUNCIL	-	-	3,500	3,500	3,300
70150045-660214	CS: HUMAN RESOURCES	-	-	17,500	17,500	10,000
70150045-660215	CS: LABOR RELATIONS	-	-	1,000	1,000	700
70150045-660225	CS: EMERGENCY MGMT/SAFETY	-	-	3,900	3,900	4,000
70150045-660400	CS: EQUIPMENT REPLACEMENT	20,000	40,000	32,000	32,000	32,000
70150045-660500	CS: FLEXIBLE SPENDING ADMIN	105	191	200	200	400
70150045-660505	ADMINISTRATIVE SUPPORT	15,000	34,600	40,000	40,000	45,000
70150045-660700	CS: INFORMATION TECHNOLOGY	11,300	21,884	24,100	24,100	-
70150045-660701	CS: PHONE SYSTEM REPLACE	-	-	400	400	400
70150045-660800	CS: IT EQUIPMENT REPLACEMENT	1,700	3,766	-	-	-
70150045-665400	PHYSICAL EXAMS & MEDICALS	218	608	600	600	800
<b>TOTAL REQUIREMENTS</b>		<b>\$ 801,914</b>	<b>\$ 1,593,994</b>	<b>\$ 1,695,400</b>	<b>\$ 1,698,700</b>	<b>\$ 1,805,500</b>
<b>RESOURCES LESS REQUIREMENTS</b>		<b>\$ 39,014</b>	<b>\$ 8,725</b>	<b>\$ -</b>	<b>\$ -</b>	<b>\$ -</b>



# CITY OF ALBANY, OREGON

BIENNIUM 2023-2025

LINE ITEM SUMMARY

DEPARTMENT: PARKS & RECREATION

PROGRAM: 70150070 - GF FACILITIES MAINTENANCE PROJ

Account Number	Description	2018-19 Actual	2019-21 Actual	2021-23 Adopted	2021-23 Revised	2023-25 Adopted
<b>RESOURCES</b>						
70150070-424000	ENERGY TRUST OF OREGON	\$ -	\$ 19,278	\$ -	\$ -	\$ -
70150070-428305	OREGON COMMUNITY FOUNDATION	-	5,101	5,000	5,000	5,000
70150070-439105	CITY HALL RENTAL & INSURANCE	-	-	496,000	496,000	355,500
70150070-469015	MISCELLANEOUS REVENUE	-	1,052	-	-	-
70150070-480100	INTEREST	-	6,497	5,000	5,000	5,000
70150070-491000	FROM: GENERAL FUND	-	309,834	-	-	-
70150070-492112	FROM: TRANSIENT LODGING TAX	-	6,300	9,400	15,700	12,600
70150070-492170	FROM: EQUIPMENT REPLACEMENT	-	323,082	-	-	-
70150070-499050	BEGINNING BALANCE	-	-	-	-	193,400
70150070-499105	BEGINNING BAL: ENERGY TRUST	-	-	23,500	23,500	19,900
70150070-499115	BEGINNING BAL: MONTEITH HOUSE	-	-	36,000	36,000	36,900
70150070-499130	BEGINNING BAL: LIBRARY RESERVE	-	-	-	-	2,600
<b>TOTAL RESOURCES</b>		<b>\$ -</b>	<b>\$ 671,144</b>	<b>\$ 574,900</b>	<b>\$ 581,200</b>	<b>\$ 630,900</b>
<b>REQUIREMENTS</b>						
70150070-602850	CITY HALL SECURITY	\$ -	\$ -	\$ 75,600	\$ 75,600	\$ 88,500
70150070-610430	MINOR EQUIPMENT	-	-	240,000	240,000	10,000
70150070-655200	MAINT: CITY HALL	-	-	-	-	272,000
70150070-655600	MONTEITH HOUSE	-	1,019	14,400	14,400	5,000
70150070-660200	CS: CENTRAL SERVICE	-	-	-	-	2,700
70150070-660210	CS: FINANCE	-	-	-	-	5,700
70150070-660211	CS: CITY MANAGER'S OFFICE	-	-	-	-	7,700
70150070-660212	CS: MAYOR & COUNCIL	-	-	-	-	800
70150070-660225	CS: EMERGENCY MGMT/SAFETY	-	-	-	-	900
70150070-700091	ENERGY TRUST CAPITAL PROJECTS	-	27,166	-	-	-
70150070-700092	CITY HALL HVAC	-	431,368	-	-	-
70150070-700098	CITY HALL INTERIOR LIGHTING	-	-	180,000	180,000	180,000
70150070-900030	RESERVE: BUILDING MAINTENANCE	-	-	5,400	5,400	-
70150070-900130	RESERVE: ENERGY TRUST	-	-	12,100	12,100	19,900
70150070-900400	RESERVE: MONTEITH HOUSE	-	-	36,000	42,300	37,700
70150070-912170	TO: CAPITAL REPLACEMENT	-	154,643	-	-	-
70150070-916010	TO: SEWER FUND	-	-	5,700	5,700	-
70150070-916150	TO: WATER FUND	-	-	5,700	5,700	-
<b>TOTAL REQUIREMENTS</b>		<b>\$ -</b>	<b>\$ 614,196</b>	<b>\$ 574,900</b>	<b>\$ 581,200</b>	<b>\$ 630,900</b>
<b>RESOURCES LESS REQUIREMENTS</b>		<b>\$ -</b>	<b>\$ 56,948</b>	<b>\$ -</b>	<b>\$ -</b>	<b>\$ -</b>



**CITY OF ALBANY, OREGON**

**BIENNIUM 2023-2025**

LINE ITEM SUMMARY

DEPARTMENT: **PARKS & RECREATION**

PROGRAM: **70150645 - FACILITIES MAINT IT EQUIP**

Account Number	Description	2018-19 Actual	2019-21 Actual	2021-23 Adopted	2021-23 Revised	2023-25 Adopted
<b>RESOURCES</b>						
70150645-439115	IT EQUIP REPLACEMENT CHARGES	\$ -	\$ 850	\$ -	\$ -	\$ -
70150645-480100	INTEREST	-	106	200	200	200
70150645-492170	FROM: EQUIPMENT REPLACEMENT	-	15,299	-	-	-
70150645-499050	BEGINNING BALANCE	-	-	16,100	16,100	16,500
<b>TOTAL RESOURCES</b>		<b>\$ -</b>	<b>\$ 16,255</b>	<b>\$ 16,300</b>	<b>\$ 16,300</b>	<b>\$ 16,700</b>
<b>REQUIREMENTS</b>						
70150645-900140	RESERVE: IT EQUIPMENT REPLACE	\$ -	\$ -	\$ 16,300	\$ 16,300	\$ 16,700
<b>TOTAL REQUIREMENTS</b>		<b>\$ -</b>	<b>\$ -</b>	<b>\$ 16,300</b>	<b>\$ 16,300</b>	<b>\$ 16,700</b>
<b>RESOURCES LESS REQUIREMENTS</b>		<b>\$ -</b>	<b>\$ 16,255</b>	<b>\$ -</b>	<b>\$ -</b>	<b>\$ -</b>





# Public Works Central Services Fund

---

The Public Works Central Services Fund provides support throughout the Public Works department including staff that work in multiple Public Works utilities, and provides services related to the billing and collection of revenues for the water, wastewater and stormwater utilities. These programs are usually composed of staff with specific technical expertise who apply their knowledge and abilities to projects in one or more of the department's other functional areas.

## Revenues

Revenues for these programs are predominantly from charges to Public Works funds using project accounting policies and processes.

## Expenses

Expenses are primarily for the personnel-intensive work of providing support for the Public Works department from the following programs: Public Works Administration, Public Works Engineering, Public Works Customer Service, Operations Administration, Facilities Maintenance and Engineering, and Water Quality Control.

## Opportunities/Challenges

As a fund that primarily consists of personnel-related costs, keeping direct personal costs and overhead costs low is a primary concern. As personnel costs rise due to health insurance and PERS increases, the costs of these programs and their impact on the other funds within the department also rise. To help control these costs, the department looks for efficiencies in the delivery of work and in the organizational structure of the department and subordinate programs.



**CITY OF ALBANY, OREGON**  
**BIENNIUM 2023-2025**

**FUND SUMMARY**

**FUND: PUBLIC WORKS CENTRAL SERVICES**

Description	2018-19 Actual	2019-21 Actual	2021-23 Adopted	2021-23 Revised	2023-25 Proposed	2023-25 Approved	2023-25 Adopted
<b>RESOURCES</b>							
BEGINNING BALANCE	\$ 153,641	\$ 185,306	\$ 841,900	\$ 841,900	\$ 1,001,800	\$ 1,001,800	\$ 1,001,800
CHARGES FOR SERVICES	8,526,201	18,537,540	21,283,700	21,283,700	24,357,700	24,357,700	24,357,700
OTHER RESOURCES	7,916	62,884	-	-	-	-	-
INVESTMENT EARNINGS	5,187	9,084	6,300	6,300	6,100	6,100	6,100
TRANSFERS IN	-	703,576	-	-	-	-	-
<b>TOTAL RESOURCES</b>	<b>\$ 8,692,945</b>	<b>\$ 19,498,390</b>	<b>\$ 22,131,900</b>	<b>\$ 22,131,900</b>	<b>\$ 25,365,600</b>	<b>\$ 25,365,600</b>	<b>\$ 25,365,600</b>
<b>REQUIREMENTS</b>							
PW ADMINISTRATION	\$ 1,169,435	\$ 2,595,271	\$ 2,701,300	\$ 2,701,300	\$ 3,519,400	\$ 3,519,400	\$ 3,519,400
PW ENGINEERING SERVICES	2,984,724	5,993,146	7,288,600	7,288,600	8,327,800	8,327,800	8,327,800
PW CUSTOMER SERVICES	1,305,588	2,970,767	3,376,000	3,376,000	4,015,300	4,015,300	4,015,300
OPERATIONS ADMINISTRATION	525,993	1,170,018	1,251,700	1,251,700	1,364,300	1,364,300	1,364,300
FACILITIES & MAINT ENGINEERING	2,034,169	4,617,376	5,206,800	5,206,800	5,661,700	5,661,700	5,661,700
WATER QUALITY CONTROL SERVICE	487,730	1,207,324	1,421,500	1,421,500	1,551,700	1,551,700	1,551,700
PW ADMIN IT EQUIP REPLACE	-	1,290	19,200	19,200	21,500	21,500	21,500
PW ENGINEERING IT EQUIP	-	3,029	30,300	30,300	42,100	42,100	42,100
PW CUSTOMER SERVICE IT EQ	-	2,517	428,200	428,200	353,200	353,200	353,200
OPERATIONS ADMIN IT EQUIP	-	-	17,200	17,200	15,900	15,900	15,900
FACILITIES & MNT ENG IT EQ	-	-	33,500	33,500	39,000	39,000	39,000
WATER QUALITY CTRL IT EQ	-	928	7,800	7,800	8,000	8,000	8,000
PW ENGINEERING EQUIP REP	-	-	66,500	66,500	77,200	77,200	77,200
PW CUSTOMER SERV EQUIP REP	-	-	50,300	50,300	59,900	59,900	59,900
OPERATIONS ADMIN EQUIP REP	-	-	13,200	13,200	23,400	23,400	23,400
FACILITIES & MAINT ENG EQ	-	108,937	201,400	201,400	225,500	225,500	225,500
WATER QUALITY CTRL EQUIP	-	-	18,400	18,400	59,700	59,700	59,700
	<b>\$ 8,507,639</b>	<b>\$ 18,670,603</b>	<b>\$ 22,131,900</b>	<b>\$ 22,131,900</b>	<b>\$ 25,365,600</b>	<b>\$ 25,365,600</b>	<b>\$ 25,365,600</b>
<b>RESOURCES LESS REQUIREMENTS</b>	<b>\$ 185,306</b>	<b>\$ 827,787</b>	<b>\$ -</b>	<b>\$ -</b>	<b>\$ -</b>	<b>\$ -</b>	<b>\$ -</b>



# CITY OF ALBANY, OREGON

BIENNIUM 2023-2025

LINE ITEM SUMMARY

DEPARTMENT: PUBLIC WORKS

PROGRAM: 70540600 - PW ADMINISTRATION

Account Number	Description	2018-19 Actual	2019-21 Actual	2021-23 Adopted	2021-23 Revised	2023-25 Adopted
<b>RESOURCES</b>						
70540600-439800	DEPT CHARGES - WATER	\$ 363,512	\$ 789,880	\$ 873,700	\$ 873,700	\$ 1,094,600
70540600-439805	DEPT CHARGES - SEWER	387,362	799,094	930,400	930,400	1,178,600
70540600-439810	DEPT CHARGES - STREETS	124,069	320,028	347,200	347,200	419,400
70540600-439815	DEPT CHARGES - AIRPORT	9,517	12,378	13,300	13,300	19,500
70540600-439820	DEPT CHARGES - TRANSIT	74,253	190,822	278,300	278,300	449,400
70540600-439830	DEPT CHARGES - PLANNING	41,591	132,400	-	-	10,000
70540600-439835	DEPT CHARGES - BLDG INSPECTION	91,172	119,629	-	-	10,000
70540600-439840	DEPT CHARGES - ELEC PERMIT	10,104	13,561	-	-	5,000
70540600-439845	DEPT CHARGES - STORMWATER	73,313	192,525	246,500	246,500	316,800
70540600-439855	DEPT CHARGES - ECONOMIC DEV	-	-	-	-	10,000
70540600-469015	MISCELLANEOUS REVENUE	97	473	-	-	-
70540600-480100	INTEREST	4,357	341	-	-	-
70540600-490900	INTRAFUND TRANSFER IN	-	-	-	-	-
70540600-499050	BEGINNING BALANCE	31,163	41,077	11,900	11,900	6,100
<b>TOTAL RESOURCES</b>		<b>\$ 1,210,510</b>	<b>\$ 2,612,208</b>	<b>\$ 2,701,300</b>	<b>\$ 2,701,300</b>	<b>\$ 3,519,400</b>
<b>REQUIREMENTS</b>						
70540600-510010	WAGES & SALARIES	\$ 578,787	\$ 1,223,849	\$ 1,258,400	\$ 1,258,400	\$ 1,582,500
70540600-520010	TEMPORARY EMPLOYEES	4,827	25,294	-	-	-
70540600-530010	OVERTIME	5,337	5,291	3,000	3,000	3,000
70540600-540050	UNEMPLOYMENT CLAIMS	-	5,157	-	-	3,000
70540600-560001	EMPLOYER MEDICAL	-	243,376	359,400	359,400	488,900
70540600-560005	EMPLOYER DENTAL	-	18,436	27,500	27,500	37,500
70540600-560008	EMPLOYER VISION	-	7,618	10,800	10,800	13,700
70540600-560010	EMPLOYER PAID BENEFITS	364,405	297,898	97,000	97,000	122,400
70540600-560012	EMPLOYER PAID DEFERRED COMP	-	4,664	18,700	18,700	26,100
70540600-560014	EMPLOYER PAID LTD/LIFE/AD&D	-	2,919	10,000	10,000	2,400
70540600-560016	EMPLOYER PAID WORKER'S COMP	-	1,454	16,400	16,400	27,200
70540600-560018	EMPLOYER PAID OREGON WBF	-	105	10,000	10,000	17,400
70540600-560020	PERS	-	297,343	418,100	418,100	522,200
70540600-560022	EMPLYR PAID OREGON PAID LEAVE	-	-	-	-	18,300
70540600-560030	HRA VEBA	11,882	51,000	30,000	30,000	34,000
70540600-600115	INSURANCE & BONDS	2,540	7,521	31,300	31,300	41,200
70540600-600400	CONTRACTUAL SERVICES	7,767	9,394	30,500	30,500	29,500
70540600-610130	EDUCATION & TRAINING	7,254	3,416	15,200	15,200	12,800
70540600-610405	MATERIALS & SUPPLIES	2,340	3,046	6,800	6,800	6,800
70540600-610420	MEETINGS & CONFERENCES	4,753	1,323	7,200	7,200	8,400
70540600-610425	MEMBERSHIPS & DUES	1,755	3,686	4,000	4,000	4,000
70540600-610430	MINOR EQUIPMENT	180	1,624	5,000	5,000	5,000
70540600-610525	PERSONAL AUTO REIMBURSEMENT	3,952	5,692	8,200	8,200	1,000
70540600-630010	TELEPHONE	41	50	200	200	200
70540600-660100	CS: BUILDING MAINTENANCE	-	-	-	-	88,400
70540600-660200	CS: CENTRAL SERVICE	72,500	143,229	13,600	13,600	19,500
70540600-660210	CS: FINANCE	-	-	51,200	51,200	59,400
70540600-660211	CS: CITY MANAGER'S OFFICE	-	-	46,600	46,600	55,400
70540600-660212	CS: MAYOR & COUNCIL	-	-	5,300	5,300	5,600
70540600-660214	CS: HUMAN RESOURCES	-	-	39,500	39,500	40,100
70540600-660215	CS: LABOR RELATIONS	-	-	3,000	3,000	2,800
70540600-660225	CS: EMERGENCY MGMT/SAFETY	-	-	5,800	5,800	6,600
70540600-660300	CS: CITY HALL RENTAL	72,300	155,500	93,000	93,000	66,600
70540600-660500	CS: FLEXIBLE SPENDING ADMIN	315	534	400	400	-
70540600-660700	CS: INFORMATION TECHNOLOGY	27,000	72,852	64,000	64,000	154,500
70540600-660800	CS: IT EQUIPMENT REPLACEMENT	1,500	3,000	3,000	3,000	3,000
70540600-690000	RESERVE: OPERATING	-	-	8,200	8,200	10,000
<b>TOTAL REQUIREMENTS</b>		<b>\$ 1,169,435</b>	<b>\$ 2,595,271</b>	<b>\$ 2,701,300</b>	<b>\$ 2,701,300</b>	<b>\$ 3,519,400</b>
<b>RESOURCES LESS REQUIREMENTS</b>		<b>\$ 41,075</b>	<b>\$ 16,937</b>	<b>\$ -</b>	<b>\$ -</b>	<b>\$ -</b>



# CITY OF ALBANY, OREGON

## BIENNIUM 2023-2025

### LINE ITEM SUMMARY

#### DEPARTMENT: PUBLIC WORKS

#### PROGRAM: 70540605 - PW ENGINEERING SERVICES

Account Number	Description	2018-19 Actual	2019-21 Actual	2021-23 Adopted	2021-23 Revised	2023-25 Adopted
<b>RESOURCES</b>						
70540605-439800	DEPT CHARGES - WATER	\$ 596,898	\$ 1,123,470	\$ 1,160,700	\$ 1,160,700	\$ 1,349,300
70540605-439805	DEPT CHARGES - SEWER	586,420	910,729	981,600	981,600	1,163,800
70540605-439810	DEPT CHARGES - STREETS	568,368	1,093,801	917,900	917,900	1,020,700
70540605-439825	DEPT CHARGES - CIP	845,943	1,822,134	3,451,000	3,451,000	3,827,800
70540605-439845	DEPT CHARGES - STORMWATER	373,407	1,066,252	767,400	767,400	878,600
70540605-469015	MISCELLANEOUS REVENUE	912	1,103	-	-	-
70540605-480100	INTEREST	(11,666)	6	-	-	-
70540605-499050	BEGINNING BALANCE	45,428	20,986	10,000	10,000	87,600
<b>TOTAL RESOURCES</b>		<b>\$ 3,005,710</b>	<b>\$ 6,038,481</b>	<b>\$ 7,288,600</b>	<b>\$ 7,288,600</b>	<b>\$ 8,327,800</b>
<b>REQUIREMENTS</b>						
70540605-510010	WAGES & SALARIES	\$ 1,554,466	\$ 3,024,557	\$ 3,486,900	\$ 3,486,900	\$ 3,920,400
70540605-520010	TEMPORARY EMPLOYEES	39,459	95,467	39,400	39,400	20,000
70540605-530010	OVERTIME	12,439	7,362	40,000	40,000	20,000
70540605-540050	UNEMPLOYMENT CLAIMS	2,450	3,105	8,000	8,000	6,000
70540605-560001	EMPLOYER MEDICAL	-	557,480	1,021,600	1,021,600	1,191,800
70540605-560005	EMPLOYER DENTAL	-	43,744	83,700	83,700	91,500
70540605-560008	EMPLOYER VISION	-	17,534	31,300	31,300	33,200
70540605-560010	EMPLOYER PAID BENEFITS	1,019,207	736,754	272,900	272,900	312,400
70540605-560012	EMPLOYER PAID DEFERRED COMP	-	4,421	18,300	18,300	35,500
70540605-560014	EMPLOYER PAID LTD/LIFE/AD&D	-	6,065	24,500	24,500	4,800
70540605-560016	EMPLOYER PAID WORKER'S COMP	-	13,705	80,800	80,800	89,600
70540605-560018	EMPLOYER PAID OREGON WBF	-	209	28,000	28,000	43,200
70540605-560020	PERS	-	736,282	1,174,500	1,174,500	1,293,700
70540605-560022	EMPLYR PAID OREGON PAID LEAVE	-	-	-	-	45,100
70540605-560030	HRA VEBA	-	98,509	74,000	74,000	79,000
70540605-600115	INSURANCE & BONDS	7,056	19,894	21,300	21,300	86,700
70540605-600400	CONTRACTUAL SERVICES	12,771	5,307	50,000	50,000	50,000
70540605-602300	SOFTWARE LICENSE FEES	11,952	19,486	43,000	43,000	43,000
70540605-610005	ADVERTISING & PUBLICATIONS	984	1,157	2,000	2,000	3,000
70540605-610075	CREDIT CARD FEES	96	634	6,000	6,000	6,000
70540605-610130	EDUCATION & TRAINING	3,412	7,069	21,600	21,600	21,600
70540605-610165	FIELD MATERIALS	3,992	2,452	5,400	5,400	5,400
70540605-610405	MATERIALS & SUPPLIES	16,146	23,659	54,100	54,100	54,100
70540605-610420	MEETINGS & CONFERENCES	5,425	4,490	22,400	22,400	22,400
70540605-610425	MEMBERSHIPS & DUES	970	3,414	4,500	4,500	4,900
70540605-610430	MINOR EQUIPMENT	1,991	4,157	6,000	6,000	6,000
70540605-610525	PERSONAL AUTO REIMBURSEMENT	16	321	1,000	1,000	1,000
70540605-610540	POSTAGE & SHIPPING	352	49	600	600	600
70540605-610545	PRINTING & BINDING	-	49	200	200	200
70540605-610800	VEHICLE FUEL CHARGES	5,372	7,997	13,400	13,400	13,400
70540605-630010	TELEPHONE	6,842	8,006	13,400	13,400	13,400
70540605-653600	MAINT: VEHICLE	1,406	9,381	20,000	20,000	20,000
70540605-660200	CS: CENTRAL SERVICE	156,000	335,157	32,500	32,500	49,500
70540605-660210	CS: FINANCE	-	-	118,500	118,500	143,000
70540605-660211	CS: CITY MANAGER'S OFFICE	-	-	112,600	112,600	140,300
70540605-660212	CS: MAYOR & COUNCIL	-	-	12,800	12,800	14,100
70540605-660214	CS: HUMAN RESOURCES	-	-	79,000	79,000	100,300
70540605-660215	CS: LABOR RELATIONS	-	-	7,000	7,000	6,100
70540605-660225	CS: EMERGENCY MGMT/SAFETY	-	-	14,300	14,300	16,800
70540605-660400	CS: EQUIPMENT REPLACEMENT	2,300	4,600	10,000	10,000	10,000
70540605-660500	CS: FLEXIBLE SPENDING ADMIN	520	790	800	800	-
70540605-660700	CS: INFORMATION TECHNOLOGY	111,600	174,883	192,100	192,100	285,800
70540605-660800	CS: IT EQUIPMENT REPLACEMENT	7,500	15,000	14,000	14,000	14,000
70540605-690000	RESERVE: OPERATING	-	-	26,200	26,200	10,000
<b>TOTAL REQUIREMENTS</b>		<b>\$ 2,984,724</b>	<b>\$ 5,993,146</b>	<b>\$ 7,288,600</b>	<b>\$ 7,288,600</b>	<b>\$ 8,327,800</b>
<b>RESOURCES LESS REQUIREMENTS</b>		<b>\$ 20,986</b>	<b>\$ 45,335</b>	<b>\$ -</b>	<b>\$ -</b>	<b>\$ -</b>



# CITY OF ALBANY, OREGON

BIENNIUM 2023-2025

LINE ITEM SUMMARY

DEPARTMENT: PUBLIC WORKS

PROGRAM: 70540610 - PW CUSTOMER SERVICES

Account Number	Description	2018-19 Actual	2019-21 Actual	2021-23 Adopted	2021-23 Revised	2023-25 Adopted
<b>RESOURCES</b>						
70540610-439800	DEPT CHARGES - WATER	\$ 442,705	\$ 977,074	\$ 1,122,000	\$ 1,122,000	\$ 1,526,500
70540610-439805	DEPT CHARGES - SEWER	440,690	977,074	1,122,000	1,122,000	1,767,800
70540610-439845	DEPT CHARGES - STORMWATER	440,812	977,202	1,122,000	1,122,000	326,500
70540610-439850	DEPT CHARGES - CITY SERVICES	-	-	-	-	383,300
70540610-469015	MISCELLANEOUS REVENUE	66	296	-	-	-
70540610-480100	INTEREST	5,528	212	-	-	-
70540610-499050	BEGINNING BALANCE	23,598	47,812	10,000	10,000	11,200
<b>TOTAL RESOURCES</b>		<b>\$ 1,353,399</b>	<b>\$ 2,979,670</b>	<b>\$ 3,376,000</b>	<b>\$ 3,376,000</b>	<b>\$ 4,015,300</b>

Account Number	Description	2018-19 Actual	2019-21 Actual	2021-23 Adopted	2021-23 Revised	2023-25 Adopted
<b>REQUIREMENTS</b>						
70540610-510010	WAGES & SALARIES	\$ 382,444	\$ 837,820	\$ 983,300	\$ 983,300	\$ 1,094,100
70540610-530010	OVERTIME	619	1,352	8,000	8,000	10,000
70540610-540050	UNEMPLOYMENT CLAIMS	-	1,846	4,400	4,400	3,000
70540610-560001	EMPLOYER MEDICAL	-	240,188	379,400	379,400	446,300
70540610-560005	EMPLOYER DENTAL	-	16,467	27,500	27,500	30,100
70540610-560008	EMPLOYER VISION	-	7,411	11,600	11,600	12,600
70540610-560010	EMPLOYER PAID BENEFITS	287,675	228,673	76,000	76,000	94,700
70540610-560012	EMPLOYER PAID DEFERRED COMP	-	1,235	4,500	4,500	8,500
70540610-560014	EMPLOYER PAID LTD/LIFE/AD&D	-	2,256	8,300	8,300	2,200
70540610-560016	EMPLOYER PAID WORKER'S COMP	-	2,357	12,600	12,600	7,400
70540610-560018	EMPLOYER PAID OREGON WBF	-	105	8,100	8,100	11,900
70540610-560020	PERS	-	178,795	327,200	327,200	355,800
70540610-560022	EMPLYR PAID OREGON PAID LEAVE	-	-	-	-	12,400
70540610-560030	HRA VEBA	-	51,000	32,000	32,000	34,000
70540610-600115	INSURANCE & BONDS	3,011	8,711	8,300	8,300	13,200
70540610-600400	CONTRACTUAL SERVICES	158,074	317,919	340,900	340,900	395,900
70540610-602300	SOFTWARE LICENSE FEES	35,558	48,122	65,000	65,000	144,000
70540610-610005	ADVERTISING & PUBLICATIONS	-	1,330	800	800	900
70540610-610075	CREDIT CARD FEES	31,501	119,634	130,000	130,000	142,000
70540610-610100	DUPLICATION & FAX	1,502	2,711	3,000	3,000	3,000
70540610-610130	EDUCATION & TRAINING	2,536	1,490	9,000	9,000	7,400
70540610-610405	MATERIALS & SUPPLIES	4,064	12,212	8,900	8,900	7,400
70540610-610420	MEETINGS & CONFERENCES	-	-	2,600	2,600	2,600
70540610-610425	MEMBERSHIPS & DUES	-	-	200	200	200
70540610-610430	MINOR EQUIPMENT	1,488	19,394	3,600	3,600	3,600
70540610-610500	ONLINE ACCOUNT MANAGEMENT	172,147	440,585	379,200	379,200	557,500
70540610-610540	POSTAGE & SHIPPING	91,834	173,915	209,000	209,000	220,600
70540610-610545	PRINTING & BINDING	3,198	1,142	7,000	7,000	7,000
70540610-610750	UNIFORMS	643	1,817	1,600	1,600	1,600
70540610-610800	VEHICLE FUEL CHARGES	3,434	5,595	7,200	7,200	10,000
70540610-630010	TELEPHONE	2,422	6,028	6,000	6,000	6,300
70540610-650035	MAINT: OFFICE EQUIPMENT	-	-	1,600	1,600	1,600
70540610-653600	MAINT: VEHICLE	2,143	2,073	6,200	6,200	6,200
70540610-660100	CS: BUILDING MAINTENANCE	-	-	-	-	19,500
70540610-660200	CS: CENTRAL SERVICE	73,800	155,427	15,300	15,300	22,800
70540610-660210	CS: FINANCE	-	-	52,900	52,900	65,900
70540610-660211	CS: CITY MANAGER'S OFFICE	-	-	52,100	52,100	64,700
70540610-660212	CS: MAYOR & COUNCIL	-	-	5,900	5,900	6,500
70540610-660214	CS: HUMAN RESOURCES	-	-	39,500	39,500	45,100
70540610-660215	CS: LABOR RELATIONS	-	-	3,800	3,800	3,200
70540610-660225	CS: EMERGENCY MGMT/SAFETY	-	-	6,600	6,600	7,800
70540610-660300	CS: CITY HALL RENTAL	-	-	20,600	20,600	14,700
70540610-660400	CS: EQUIPMENT REPLACEMENT	3,000	6,000	9,000	9,000	9,000
70540610-660500	CS: FLEXIBLE SPENDING ADMIN	95	305	400	400	-
70540610-660700	CS: INFORMATION TECHNOLOGY	42,400	72,852	80,100	80,100	85,000
70540610-660800	CS: IT EQUIPMENT REPLACEMENT	2,000	4,000	4,000	4,000	4,000
70540610-690000	RESERVE: OPERATING	-	-	12,800	12,800	13,100
<b>TOTAL REQUIREMENTS</b>		<b>\$ 1,305,588</b>	<b>\$ 2,970,767</b>	<b>\$ 3,376,000</b>	<b>\$ 3,376,000</b>	<b>\$ 4,015,300</b>

<b>RESOURCES LESS REQUIREMENTS</b>		<b>\$ 47,811</b>	<b>\$ 8,903</b>	<b>\$ -</b>	<b>\$ -</b>	<b>\$ -</b>
------------------------------------	--	------------------	-----------------	-------------	-------------	-------------



# CITY OF ALBANY, OREGON

## BIENNIUM 2023-2025

### LINE ITEM SUMMARY

#### DEPARTMENT: PUBLIC WORKS

#### PROGRAM: 70540615 - OPERATIONS ADMINISTRATION

Account Number	Description	2018-19 Actual	2019-21 Actual	2021-23 Adopted	2021-23 Revised	2023-25 Adopted
<b>RESOURCES</b>						
70540615-439800	DEPT CHARGES - WATER	\$ 205,202	\$ 449,246	\$ 468,500	\$ 468,500	\$ 511,200
70540615-439805	DEPT CHARGES - SEWER	224,511	489,902	494,700	494,700	534,500
70540615-439810	DEPT CHARGES - STREETS	73,552	163,982	202,900	202,900	207,300
70540615-439845	DEPT CHARGES - STORMWATER	23,461	53,378	75,600	75,600	81,900
70540615-469015	MISCELLANEOUS REVENUE	1,372	2,987	-	-	-
70540615-480100	INTEREST	8,995	94	-	-	-
70540615-499050	BEGINNING BALANCE	9,469	20,569	10,000	10,000	29,400
<b>TOTAL RESOURCES</b>		<b>\$ 546,562</b>	<b>\$ 1,180,158</b>	<b>\$ 1,251,700</b>	<b>\$ 1,251,700</b>	<b>\$ 1,364,300</b>

Account Number	Description	2018-19 Actual	2019-21 Actual	2021-23 Adopted	2021-23 Revised	2023-25 Adopted
<b>REQUIREMENTS</b>						
70540615-510010	WAGES & SALARIES	\$ 143,195	\$ 304,277	\$ 226,700	\$ 226,700	\$ 274,000
70540615-560001	EMPLOYER MEDICAL	-	36,900	58,200	58,200	65,700
70540615-560005	EMPLOYER DENTAL	-	3,047	4,900	4,900	5,500
70540615-560008	EMPLOYER VISION	-	1,153	1,900	1,900	1,800
70540615-560010	EMPLOYER PAID BENEFITS	85,160	77,857	17,400	17,400	21,000
70540615-560012	EMPLOYER PAID DEFERRED COMP	-	2,997	2,400	2,400	5,500
70540615-560014	EMPLOYER PAID LTD/LIFE/AD&D	-	639	1,800	1,800	400
70540615-560016	EMPLOYER PAID WORKER'S COMP	-	3,080	9,200	9,200	11,000
70540615-560018	EMPLOYER PAID OREGON WBF	-	11	1,800	1,800	3,000
70540615-560020	PERS	-	67,116	74,900	74,900	90,500
70540615-560022	EMPLYR PAID OREGON PAID LEAVE	-	-	-	-	3,200
70540615-560030	HRA VEBA	-	6,000	4,000	4,000	4,000
70540615-600115	INSURANCE & BONDS	1,129	3,463	3,000	3,000	4,300
70540615-600400	CONTRACTUAL SERVICES	73,820	184,831	221,500	221,500	220,000
70540615-602300	SOFTWARE LICENSE FEES	-	-	5,000	5,000	7,200
70540615-610100	DUPLICATION & FAX	1,286	1,797	4,100	4,100	4,000
70540615-610130	EDUCATION & TRAINING	504	358	3,100	3,100	3,100
70540615-610405	MATERIALS & SUPPLIES	17,766	28,839	55,100	55,100	54,400
70540615-610420	MEETINGS & CONFERENCES	1,054	2,159	2,800	2,800	3,000
70540615-610425	MEMBERSHIPS & DUES	300	425	200	200	1,700
70540615-610430	MINOR EQUIPMENT	-	1,344	2,000	2,000	2,000
70540615-610525	PERSONAL AUTO REIMBURSEMENT	3,600	5,400	2,000	2,000	2,000
70540615-610540	POSTAGE & SHIPPING	831	1,339	800	800	800
70540615-610545	PRINTING & BINDING	-	-	400	400	400
70540615-610800	VEHICLE FUEL CHARGES	526	993	2,000	2,000	2,000
70540615-630000	ELECTRICITY	42,264	95,868	102,600	102,600	100,000
70540615-630005	NATURAL GAS	8,217	16,977	18,600	18,600	18,600
70540615-630010	TELEPHONE	9,780	17,891	18,800	18,800	18,800
70540615-630015	FIRE LINE	-	167	-	-	400
70540615-630400	WATER SERVICE	3,765	5,503	9,000	9,000	9,400
70540615-630405	SEWER SERVICE CHARGES	6,063	14,866	16,100	16,100	16,700
70540615-630410	STORMWATER SERVICE CHARGES	1,990	10,184	5,000	5,000	6,900
70540615-630415	CITY SERVICES FEE CHARGES	-	-	-	-	1,600
70540615-652800	SAFETY IMPROVEMENTS	94	7,566	6,000	6,000	6,000
70540615-653600	MAINT: VEHICLE	316	660	1,600	1,600	1,600
70540615-655100	MAINT: BUILDING	30,970	58,657	70,000	70,000	70,000
70540615-655300	MAINT: GROUNDS	-	340	-	-	-
70540615-660100	CS: BUILDING MAINTENANCE	65,600	124,619	165,000	165,000	168,900
70540615-660200	CS: CENTRAL SERVICE	18,900	52,302	6,100	6,100	8,800
70540615-660210	CS: FINANCE	-	-	22,300	22,300	23,900
70540615-660211	CS: CITY MANAGER'S OFFICE	-	-	21,600	21,600	24,900
70540615-660212	CS: MAYOR & COUNCIL	-	-	2,400	2,400	2,500
70540615-660214	CS: HUMAN RESOURCES	-	-	8,900	8,900	5,100
70540615-660215	CS: LABOR RELATIONS	-	-	-	-	400
70540615-660220	CS: CODE ENFORCEMENT	-	-	17,100	17,100	28,300
70540615-660225	CS: EMERGENCY MGMT/SAFETY	-	-	2,700	2,700	3,000
70540615-660400	CS: EQUIPMENT REPLACEMENT	1,100	6,400	10,000	10,000	10,000
70540615-660500	CS: FLEXIBLE SPENDING ADMIN	63	109	200	200	-
70540615-660700	CS: INFORMATION TECHNOLOGY	7,700	21,884	16,000	16,000	38,600
70540615-660701	CS: PHONE SYSTEM REPLACE	-	-	800	800	800
70540615-660800	CS: IT EQUIPMENT REPLACEMENT	-	2,000	-	-	-
70540615-690000	RESERVE: OPERATING	-	-	25,700	25,700	8,600
<b>TOTAL REQUIREMENTS</b>		<b>\$ 525,993</b>	<b>\$ 1,170,018</b>	<b>\$ 1,251,700</b>	<b>\$ 1,251,700</b>	<b>\$ 1,364,300</b>

<b>RESOURCES LESS REQUIREMENTS</b>		<b>\$ 20,569</b>	<b>\$ 10,140</b>	<b>\$ -</b>	<b>\$ -</b>	<b>\$ -</b>
------------------------------------	--	------------------	------------------	-------------	-------------	-------------



**CITY OF ALBANY, OREGON**  
**BIENNIUM 2023-2025**

LINE ITEM SUMMARY  
**DEPARTMENT: PUBLIC WORKS**  
**PROGRAM: 70540620 - FACILITIES & MAINT ENGINEERING**

Account Number	Description	2018-19 Actual	2019-21 Actual	2021-23 Adopted	2021-23 Revised	2023-25 Adopted
<b>RESOURCES</b>						
70540620-439800	DEPT CHARGES - WATER	\$ 936,279	\$ 2,063,684	\$ 2,318,100	\$ 2,318,100	\$ 2,496,400
70540620-439805	DEPT CHARGES - SEWER	1,027,353	2,399,356	2,688,100	2,688,100	2,895,300
70540620-439810	DEPT CHARGES - STREETS	8,369	22,687	28,300	28,300	31,200
70540620-439845	DEPT CHARGES - STORMWATER	69,710	131,437	158,500	158,500	175,600
70540620-469015	MISCELLANEOUS REVENUE	5,189	4,834	-	-	-
70540620-480100	INTEREST	2,783	111	-	-	-
70540620-499050	BEGINNING BALANCE	23,800	39,314	13,800	13,800	63,200
<b>TOTAL RESOURCES</b>		<b>\$ 2,073,483</b>	<b>\$ 4,661,423</b>	<b>\$ 5,206,800</b>	<b>\$ 5,206,800</b>	<b>\$ 5,661,700</b>
<b>REQUIREMENTS</b>						
70540620-510010	WAGES & SALARIES	\$ 1,025,760	\$ 2,246,490	\$ 2,419,300	\$ 2,419,300	\$ 2,581,700
70540620-530010	OVERTIME	31,958	50,309	52,000	52,000	52,000
70540620-560001	EMPLOYER MEDICAL	-	429,946	706,000	706,000	764,300
70540620-560005	EMPLOYER DENTAL	-	31,895	51,100	51,100	54,000
70540620-560008	EMPLOYER VISION	-	12,954	20,800	20,800	20,500
70540620-560010	EMPLOYER PAID BENEFITS	681,877	567,637	189,100	189,100	262,000
70540620-560012	EMPLOYER PAID DEFERRED COMP	-	3,359	13,900	13,900	19,300
70540620-560014	EMPLOYER PAID LTD/LIFE/AD&D	-	4,497	17,700	17,700	3,400
70540620-560016	EMPLOYER PAID WORKER'S COMP	-	12,849	73,500	73,500	70,100
70540620-560018	EMPLOYER PAID OREGON WBF	-	163	19,500	19,500	27,300
70540620-560020	PERS	-	542,529	815,600	815,600	819,000
70540620-560022	EMPLYR PAID OREGON PAID LEAVE	-	-	-	-	28,600
70540620-560030	HRA VEBA	-	98,063	56,000	56,000	56,000
70540620-600115	INSURANCE & BONDS	4,516	12,372	18,100	18,100	79,300
70540620-600400	CONTRACTUAL SERVICES	2,130	90,196	141,000	141,000	81,000
70540620-602300	SOFTWARE LICENSE FEES	1,274	4,627	1,000	1,000	1,500
70540620-610130	EDUCATION & TRAINING	13,594	12,959	24,600	24,600	20,200
70540620-610405	MATERIALS & SUPPLIES	16,672	35,980	33,900	33,900	44,100
70540620-610420	MEETINGS & CONFERENCES	3,398	-	14,100	14,100	11,000
70540620-610425	MEMBERSHIPS & DUES	1,716	119	2,700	2,700	2,700
70540620-610430	MINOR EQUIPMENT	-	2,786	-	-	-
70540620-610525	PERSONAL AUTO REIMBURSEMENT	-	-	3,000	3,000	-
70540620-610540	POSTAGE & SHIPPING	57	68	-	-	-
70540620-610705	TOOLS	9,320	25,792	21,000	21,000	20,000
70540620-610750	UNIFORMS	2,105	6,234	5,700	5,700	5,700
70540620-610800	VEHICLE FUEL CHARGES	6,450	9,476	18,000	18,000	14,000
70540620-630010	TELEPHONE	15,278	29,033	28,200	28,200	28,200
70540620-650045	MAINT: WORK EQUIPMENT	365	-	2,000	2,000	2,000
70540620-651800	FACILITIES MAINTENANCE	8,373	1,982	-	-	-
70540620-652800	SAFETY IMPROVEMENTS	26	-	-	-	-
70540620-653600	MAINT: VEHICLE	9,430	16,058	17,000	17,000	17,600
70540620-660200	CS: CENTRAL SERVICE	115,600	229,906	22,500	22,500	35,600
70540620-660210	CS: FINANCE	-	-	96,000	96,000	115,500
70540620-660211	CS: CITY MANAGER'S OFFICE	-	-	77,800	77,800	101,000
70540620-660212	CS: MAYOR & COUNCIL	-	-	9,000	9,000	10,100
70540620-660214	CS: HUMAN RESOURCES	-	-	61,600	61,600	75,200
70540620-660215	CS: LABOR RELATIONS	-	-	5,800	5,800	5,000
70540620-660225	CS: EMERGENCY MGMT/SAFETY	-	-	9,900	9,900	12,100
70540620-660400	CS: EQUIPMENT REPLACEMENT	15,000	30,000	50,000	50,000	50,000
70540620-660500	CS: FLEXIBLE SPENDING ADMIN	462	772	800	800	-
70540620-660700	CS: INFORMATION TECHNOLOGY	50,100	94,736	96,000	96,000	139,100
70540620-660701	CS: PHONE SYSTEM REPLACE	-	-	200	200	200
70540620-660800	CS: IT EQUIPMENT REPLACEMENT	4,100	12,800	6,000	6,000	6,000
70540620-665400	PHYSICAL EXAMS & MEDICALS	-	789	-	-	-
70540620-690000	RESERVE: OPERATING	-	-	6,400	6,400	26,400
70540620-700000	CAPITAL EQUIPMENT	14,608	-	-	-	-
<b>TOTAL REQUIREMENTS</b>		<b>\$ 2,034,169</b>	<b>\$ 4,617,376</b>	<b>\$ 5,206,800</b>	<b>\$ 5,206,800</b>	<b>\$ 5,661,700</b>
<b>RESOURCES LESS REQUIREMENTS</b>		<b>\$ 39,314</b>	<b>\$ 44,047</b>	<b>\$ -</b>	<b>\$ -</b>	<b>\$ -</b>





# CITY OF ALBANY, OREGON

BIENNIUM 2023-2025

LINE ITEM SUMMARY

DEPARTMENT: PUBLIC WORKS

PROGRAM: 70540625 - WATER QUALITY CONTROL SERVICE

Account Number	Description	2018-19 Actual	2019-21 Actual	2021-23 Adopted	2021-23 Revised	2023-25 Adopted
<b>RESOURCES</b>						
70540625-439800	DEPT CHARGES - WATER	\$ 13,583	\$ 94,854	\$ 3,300	\$ 3,300	\$ 4,400
70540625-439805	DEPT CHARGES - SEWER	349,894	861,117	932,800	932,800	1,089,500
70540625-439845	DEPT CHARGES - STORMWATER	124,151	252,644	458,500	458,500	447,400
70540625-469015	MISCELLANEOUS REVENUE	280	273	-	-	-
70540625-480100	INTEREST	(4,810)	9	-	-	-
70540625-499050	BEGINNING BALANCE	20,183	15,548	26,900	26,900	10,400
<b>TOTAL RESOURCES</b>		<b>\$ 503,281</b>	<b>\$ 1,224,445</b>	<b>\$ 1,421,500</b>	<b>\$ 1,421,500</b>	<b>\$ 1,551,700</b>
<b>REQUIREMENTS</b>						
70540625-510010	WAGES & SALARIES	\$ 255,431	\$ 581,311	\$ 632,800	\$ 632,800	\$ 655,600
70540625-530010	OVERTIME	527	6,039	8,000	8,000	8,000
70540625-560001	EMPLOYER MEDICAL	-	115,045	179,500	179,500	176,800
70540625-560005	EMPLOYER DENTAL	-	9,151	14,600	14,600	13,000
70540625-560008	EMPLOYER VISION	-	3,540	5,400	5,400	5,100
70540625-560010	EMPLOYER PAID BENEFITS	167,793	153,985	49,100	49,100	61,000
70540625-560012	EMPLOYER PAID DEFERRED COMP	-	1,105	4,200	4,200	5,800
70540625-560014	EMPLOYER PAID LTD/LIFE/AD&D	-	1,326	4,800	4,800	800
70540625-560016	EMPLOYER PAID WORKER'S COMP	-	5,100	26,000	26,000	25,500
70540625-560018	EMPLOYER PAID OREGON WBF	-	46	5,200	5,200	6,900
70540625-560020	PERS	-	142,013	211,500	211,500	208,000
70540625-560022	EMPLYR PAID OREGON PAID LEAVE	-	-	-	-	7,300
70540625-560030	HRA VEBA	1,000	21,000	14,000	14,000	12,000
70540625-600115	INSURANCE & BONDS	941	3,067	-	-	5,000
70540625-600400	CONTRACTUAL SERVICES	10,976	32,635	76,000	76,000	66,400
70540625-602300	SOFTWARE LICENSE FEES	-	5,425	5,200	5,200	6,200
70540625-610005	ADVERTISING & PUBLICATIONS	500	-	1,200	1,200	1,200
70540625-610130	EDUCATION & TRAINING	1,431	3,256	2,400	2,400	3,200
70540625-610330	LABORATORY SUPPLIES	-	-	-	-	29,000
70540625-610405	MATERIALS & SUPPLIES	3,068	7,130	8,700	8,700	9,400
70540625-610420	MEETINGS & CONFERENCES	2,493	1,583	2,700	2,700	7,200
70540625-610425	MEMBERSHIPS & DUES	576	596	1,300	1,300	1,600
70540625-610430	MINOR EQUIPMENT	2,897	3,888	4,000	4,000	4,000
70540625-610540	POSTAGE & SHIPPING	-	37	-	-	-
70540625-610545	PRINTING & BINDING	455	-	400	400	400
70540625-610700	TESTING	-	285	21,000	21,000	2,000
70540625-610750	UNIFORMS	498	414	600	600	2,000
70540625-610800	VEHICLE FUEL CHARGES	187	216	400	400	1,000
70540625-630010	TELEPHONE	487	354	1,000	1,000	4,000
70540625-653600	MAINT: VEHICLE	339	1,321	1,000	1,000	800
70540625-660200	CS: CENTRAL SERVICE	26,200	60,988	5,800	5,800	9,300
70540625-660210	CS: FINANCE	-	-	23,200	23,200	30,300
70540625-660211	CS: CITY MANAGER'S OFFICE	-	-	19,700	19,700	26,000
70540625-660212	CS: MAYOR & COUNCIL	-	-	2,200	2,200	2,600
70540625-660214	CS: HUMAN RESOURCES	-	-	17,500	17,500	20,000
70540625-660215	CS: LABOR RELATIONS	-	-	1,400	1,400	1,400
70540625-660220	CS: CODE ENFORCEMENT	-	-	-	-	28,300
70540625-660225	CS: EMERGENCY MGMT/SAFETY	-	-	2,500	2,500	3,100
70540625-660400	CS: EQUIPMENT REPLACEMENT	4,100	8,200	12,000	12,000	17,000
70540625-660500	CS: FLEXIBLE SPENDING ADMIN	131	194	200	200	-
70540625-660700	CS: INFORMATION TECHNOLOGY	7,700	36,474	40,000	40,000	69,500
70540625-660800	CS: IT EQUIPMENT REPLACEMENT	-	1,600	2,400	2,400	2,400
70540625-690000	RESERVE: OPERATING	-	-	13,600	13,600	12,600
<b>TOTAL REQUIREMENTS</b>		<b>\$ 487,730</b>	<b>\$ 1,207,324</b>	<b>\$ 1,421,500</b>	<b>\$ 1,421,500</b>	<b>\$ 1,551,700</b>
<b>RESOURCES LESS REQUIREMENTS</b>		<b>\$ 15,551</b>	<b>\$ 17,121</b>	<b>\$ -</b>	<b>\$ -</b>	<b>\$ -</b>





**CITY OF ALBANY, OREGON**

**BIENNIUM 2023-2025**

LINE ITEM SUMMARY

DEPARTMENT: PUBLIC WORKS

PROGRAM: 70546600 - PW ADMIN IT EQUIP REPLACE

Account Number	Description	2018-19 Actual	2019-21 Actual	2021-23 Adopted	2021-23 Revised	2023-25 Adopted
<b>RESOURCES</b>						
70546600-439115	IT EQUIP REPLACEMENT CHARGES	\$ -	\$ 750	\$ 3,000	\$ 3,000	\$ 3,000
70546600-480100	INTEREST	-	101	200	200	300
70546600-492170	FROM: EQUIPMENT REPLACEMENT	-	15,227	-	-	-
70546600-499050	BEGINNING BALANCE	-	-	16,000	16,000	18,200
<b>TOTAL RESOURCES</b>		<b>\$ -</b>	<b>\$ 16,078</b>	<b>\$ 19,200</b>	<b>\$ 19,200</b>	<b>\$ 21,500</b>
<b>REQUIREMENTS</b>						
70546600-606002	MINOR IT EQ: DESKTOP	\$ -	\$ 1,290	\$ 6,000	\$ 6,000	\$ 7,500
70546600-606003	MINOR IT EQ: LAPTOP	-	-	2,000	2,000	-
70546600-900140	RESERVE: IT EQUIPMENT REPLACE	-	-	11,200	11,200	14,000
<b>TOTAL REQUIREMENTS</b>		<b>\$ -</b>	<b>\$ 1,290</b>	<b>\$ 19,200</b>	<b>\$ 19,200</b>	<b>\$ 21,500</b>
<b>RESOURCES LESS REQUIREMENTS</b>		<b>\$ -</b>	<b>\$ 14,788</b>	<b>\$ -</b>	<b>\$ -</b>	<b>\$ -</b>



**CITY OF ALBANY, OREGON**

**BIENNIUM 2023-2025**

LINE ITEM SUMMARY

DEPARTMENT: PUBLIC WORKS

PROGRAM: 70546605 - PW ENGINEERING IT EQUIP

Account Number	Description	2018-19 Actual	2019-21 Actual	2021-23 Adopted	2021-23 Revised	2023-25 Adopted
<b>RESOURCES</b>						
70546605-439115	IT EQUIP REPLACEMENT CHARGES	\$ -	\$ 3,750	\$ 14,000	\$ 14,000	\$ 14,000
70546605-480100	INTEREST	-	84	200	200	200
70546605-492170	FROM: EQUIPMENT REPLACEMENT	-	12,309	-	-	-
70546605-499050	BEGINNING BALANCE	-	-	16,100	16,100	27,900
<b>TOTAL RESOURCES</b>		<b>\$ -</b>	<b>\$ 16,143</b>	<b>\$ 30,300</b>	<b>\$ 30,300</b>	<b>\$ 42,100</b>
<b>REQUIREMENTS</b>						
70546605-606002	MINOR IT EQ: DESKTOP	\$ -	\$ 3,029	\$ 15,000	\$ 15,000	\$ 24,000
70546605-900140	RESERVE: IT EQUIPMENT REPLACE	-	-	15,300	15,300	18,100
<b>TOTAL REQUIREMENTS</b>		<b>\$ -</b>	<b>\$ 3,029</b>	<b>\$ 30,300</b>	<b>\$ 30,300</b>	<b>\$ 42,100</b>
<b>RESOURCES LESS REQUIREMENTS</b>		<b>\$ -</b>	<b>\$ 13,114</b>	<b>\$ -</b>	<b>\$ -</b>	<b>\$ -</b>



**CITY OF ALBANY, OREGON**

**BIENNIUM 2023-2025**

LINE ITEM SUMMARY

DEPARTMENT: PUBLIC WORKS

PROGRAM: 70546610 - PW CUSTOMER SERVICE IT EQ

Account Number	Description	2018-19 Actual	2019-21 Actual	2021-23 Adopted	2021-23 Revised	2023-25 Adopted
<b>RESOURCES</b>						
70546610-439115	IT EQUIP REPLACEMENT CHARGES	\$ -	\$ 1,000	\$ 4,000	\$ 4,000	\$ 4,000
70546610-480100	INTEREST	-	2,839	2,000	2,000	2,000
70546610-492170	FROM: EQUIPMENT REPLACEMENT	-	421,695	-	-	-
70546610-499050	BEGINNING BALANCE	-	-	422,200	422,200	347,200
<b>TOTAL RESOURCES</b>		<b>\$ -</b>	<b>\$ 425,534</b>	<b>\$ 428,200</b>	<b>\$ 428,200</b>	<b>\$ 353,200</b>
<b>REQUIREMENTS</b>						
70546610-606002	MINOR IT EQ: DESKTOP	\$ -	\$ 1,117	\$ 10,500	\$ 10,500	\$ 4,500
70546610-606003	MINOR IT EQ: LAPTOP	-	1,400	-	-	-
70546610-900140	RESERVE: IT EQUIPMENT REPLACE	-	-	417,700	417,700	348,700
<b>TOTAL REQUIREMENTS</b>		<b>\$ -</b>	<b>\$ 2,517</b>	<b>\$ 428,200</b>	<b>\$ 428,200</b>	<b>\$ 353,200</b>
<b>RESOURCES LESS REQUIREMENTS</b>		<b>\$ -</b>	<b>\$ 423,017</b>	<b>\$ -</b>	<b>\$ -</b>	<b>\$ -</b>



**CITY OF ALBANY, OREGON**

**BIENNIUM 2023-2025**

LINE ITEM SUMMARY

DEPARTMENT: PUBLIC WORKS

PROGRAM: 70546615 - OPERATIONS ADMIN IT EQUIP

Account Number	Description	2018-19 Actual	2019-21 Actual	2021-23 Adopted	2021-23 Revised	2023-25 Adopted
<b>RESOURCES</b>						
70546615-439115	IT EQUIP REPLACEMENT CHARGES	\$ -	\$ 500	\$ -	\$ -	\$ -
70546615-480100	INTEREST	-	113	200	200	200
70546615-492170	FROM: EQUIPMENT REPLACEMENT	-	16,546	-	-	-
70546615-499050	BEGINNING BALANCE	-	-	17,000	17,000	15,700
<b>TOTAL RESOURCES</b>		<b>\$ -</b>	<b>\$ 17,159</b>	<b>\$ 17,200</b>	<b>\$ 17,200</b>	<b>\$ 15,900</b>
<b>REQUIREMENTS</b>						
70546615-606002	MINOR IT EQ: DESKTOP	\$ -	\$ -	\$ -	\$ -	\$ 1,500
70546615-900140	RESERVE: IT EQUIPMENT REPLACE	-	-	17,200	17,200	14,400
<b>TOTAL REQUIREMENTS</b>		<b>\$ -</b>	<b>\$ -</b>	<b>\$ 17,200</b>	<b>\$ 17,200</b>	<b>\$ 15,900</b>
<b>RESOURCES LESS REQUIREMENTS</b>		<b>\$ -</b>	<b>\$ 17,159</b>	<b>\$ -</b>	<b>\$ -</b>	<b>\$ -</b>



**CITY OF ALBANY, OREGON**

**BIENNIUM 2023-2025**

LINE ITEM SUMMARY

DEPARTMENT: PUBLIC WORKS

PROGRAM: 70546620 - FACILITIES & MNT ENG IT EQ

Account Number	Description	2018-19 Actual	2019-21 Actual	2021-23 Adopted	2021-23 Revised	2023-25 Adopted
<b>RESOURCES</b>						
70546620-439115	IT EQUIP REPLACEMENT CHARGES	\$ -	\$ 3,200	\$ 6,000	\$ 6,000	\$ 6,000
70546620-480100	INTEREST	-	172	300	300	300
70546620-492170	FROM: EQUIPMENT REPLACEMENT	-	24,025	-	-	-
70546620-499050	BEGINNING BALANCE	-	-	27,200	27,200	32,700
<b>TOTAL RESOURCES</b>		<b>\$ -</b>	<b>\$ 27,397</b>	<b>\$ 33,500</b>	<b>\$ 33,500</b>	<b>\$ 39,000</b>
<b>REQUIREMENTS</b>						
70546620-606002	MINOR IT EQ: DESKTOP	\$ -	\$ -	\$ 7,500	\$ 7,500	\$ 15,000
70546620-900140	RESERVE: IT EQUIPMENT REPLACE	-	-	26,000	26,000	24,000
<b>TOTAL REQUIREMENTS</b>		<b>\$ -</b>	<b>\$ -</b>	<b>\$ 33,500</b>	<b>\$ 33,500</b>	<b>\$ 39,000</b>
<b>RESOURCES LESS REQUIREMENTS</b>		<b>\$ -</b>	<b>\$ 27,397</b>	<b>\$ -</b>	<b>\$ -</b>	<b>\$ -</b>



**CITY OF ALBANY, OREGON**  
**BIENNIUM 2023-2025**

LINE ITEM SUMMARY  
 DEPARTMENT: PUBLIC WORKS  
 PROGRAM: 70546625 - WATER QUALITY CTRL IT EQ

Account Number	Description	2018-19 Actual	2019-21 Actual	2021-23 Adopted	2021-23 Revised	2023-25 Adopted
<b>RESOURCES</b>						
70546625-439115	IT EQUIP REPLACEMENT CHARGES	\$ -	\$ 400	\$ 2,400	\$ 2,400	\$ 2,400
70546625-480100	INTEREST	-	32	-	-	-
70546625-492170	FROM: EQUIPMENT REPLACEMENT	-	5,026	-	-	-
70546625-499050	BEGINNING BALANCE	-	-	5,400	5,400	5,600
<b>TOTAL RESOURCES</b>		<b>\$ -</b>	<b>\$ 5,458</b>	<b>\$ 7,800</b>	<b>\$ 7,800</b>	<b>\$ 8,000</b>
<b>REQUIREMENTS</b>						
70546625-606002	MINOR IT EQ: DESKTOP	\$ -	\$ 928	\$ 1,500	\$ 1,500	\$ 6,000
70546625-900140	RESERVE: IT EQUIPMENT REPLACE	-	-	6,300	6,300	2,000
<b>TOTAL REQUIREMENTS</b>		<b>\$ -</b>	<b>\$ 928</b>	<b>\$ 7,800</b>	<b>\$ 7,800</b>	<b>\$ 8,000</b>
<b>RESOURCES LESS REQUIREMENTS</b>		<b>\$ -</b>	<b>\$ 4,530</b>	<b>\$ -</b>	<b>\$ -</b>	<b>\$ -</b>



**CITY OF ALBANY, OREGON**  
**BIENNIUM 2023-2025**

LINE ITEM SUMMARY  
 DEPARTMENT: PUBLIC WORKS  
 PROGRAM: 70547605 - PW ENGINEERING EQUIP REP

Account Number	Description	2018-19 Actual	2019-21 Actual	2021-23 Adopted	2021-23 Revised	2023-25 Adopted
<b>RESOURCES</b>						
70547605-439110	EQUIPMENT REPLACEMENT CHARGES	\$ -	\$ 2,300	\$ 10,000	\$ 10,000	\$ 10,000
70547605-480100	INTEREST	-	1,120	800	800	700
70547605-492170	FROM: EQUIPMENT REPLACEMENT	-	52,608	-	-	-
70547605-499000	BEGINNING BAL: PRIOR PER ADJ	-	(135)	-	-	-
70547605-499050	BEGINNING BALANCE	-	53,051	55,700	55,700	66,500
<b>TOTAL RESOURCES</b>		<b>\$ -</b>	<b>\$ 108,944</b>	<b>\$ 66,500</b>	<b>\$ 66,500</b>	<b>\$ 77,200</b>
<b>REQUIREMENTS</b>						
70547605-700000	CAPITAL EQUIPMENT	\$ -	\$ -	\$ 6,700	\$ 6,700	\$ -
70547605-900135	RESERVE: EQUIPMENT REPLACEMENT	-	-	59,800	59,800	77,200
<b>TOTAL REQUIREMENTS</b>		<b>\$ -</b>	<b>\$ -</b>	<b>\$ 66,500</b>	<b>\$ 66,500</b>	<b>\$ 77,200</b>
<b>RESOURCES LESS REQUIREMENTS</b>		<b>\$ -</b>	<b>\$ 108,944</b>	<b>\$ -</b>	<b>\$ -</b>	<b>\$ -</b>



**CITY OF ALBANY, OREGON**  
**BIENNIUM 2023-2025**

LINE ITEM SUMMARY  
 DEPARTMENT: PUBLIC WORKS  
 PROGRAM: 70547610 - PW CUSTOMER SERV EQUIP REP

Account Number	Description	2018-19 Actual	2019-21 Actual	2021-23 Adopted	2021-23 Revised	2023-25 Adopted
<b>RESOURCES</b>						
70547610-439110	EQUIPMENT REPLACEMENT CHARGES	\$ -	\$ 3,000	\$ 9,000	\$ 9,000	\$ 9,000
70547610-480100	INTEREST	-	812	500	500	400
70547610-492170	FROM: EQUIPMENT REPLACEMENT	-	37,321	-	-	-
70547610-499000	BEGINNING BAL: PRIOR PER ADJ	-	(96)	-	-	-
70547610-499050	BEGINNING BALANCE	-	37,635	40,800	40,800	50,500
<b>TOTAL RESOURCES</b>		<b>\$ -</b>	<b>\$ 78,672</b>	<b>\$ 50,300</b>	<b>\$ 50,300</b>	<b>\$ 59,900</b>
<b>REQUIREMENTS</b>						
70547610-900135	RESERVE: EQUIPMENT REPLACEMENT	\$ -	\$ -	\$ 50,300	\$ 50,300	\$ 59,900
<b>TOTAL REQUIREMENTS</b>		<b>\$ -</b>	<b>\$ -</b>	<b>\$ 50,300</b>	<b>\$ 50,300</b>	<b>\$ 59,900</b>
<b>RESOURCES LESS REQUIREMENTS</b>		<b>\$ -</b>	<b>\$ 78,672</b>	<b>\$ -</b>	<b>\$ -</b>	<b>\$ -</b>





**CITY OF ALBANY, OREGON**

**BIENNIUM 2023-2025**

LINE ITEM SUMMARY

DEPARTMENT: PUBLIC WORKS

PROGRAM: 70547615 - OPERATIONS ADMIN EQUIP REP

Account Number	Description	2018-19 Actual	2019-21 Actual	2021-23 Adopted	2021-23 Revised	2023-25 Adopted
<b>RESOURCES</b>						
70547615-439110	EQUIPMENT REPLACEMENT CHARGES	\$ -	\$ 3,200	\$ 10,000	\$ 10,000	\$ 10,000
70547615-480100	INTEREST	-	43	-	-	100
70547615-492170	FROM: EQUIPMENT REPLACEMENT	-	3	-	-	-
70547615-499050	BEGINNING BALANCE	-	3	3,200	3,200	13,300
<b>TOTAL RESOURCES</b>		<b>\$ -</b>	<b>\$ 3,249</b>	<b>\$ 13,200</b>	<b>\$ 13,200</b>	<b>\$ 23,400</b>
<b>REQUIREMENTS</b>						
70547615-900135	RESERVE: EQUIPMENT REPLACEMENT	\$ -	-	\$ 13,200	\$ 13,200	\$ 23,400
<b>TOTAL REQUIREMENTS</b>		<b>\$ -</b>	<b>\$ -</b>	<b>\$ 13,200</b>	<b>\$ 13,200</b>	<b>\$ 23,400</b>
<b>RESOURCES LESS REQUIREMENTS</b>		<b>\$ -</b>	<b>\$ 3,249</b>	<b>\$ -</b>	<b>\$ -</b>	<b>\$ -</b>



**CITY OF ALBANY, OREGON**  
**BIENNIUM 2023-2025**

LINE ITEM SUMMARY  
 DEPARTMENT: PUBLIC WORKS  
 PROGRAM: 70547620 - FACILITIES & MAINT ENG EQ

Account Number	Description	2018-19 Actual	2019-21 Actual	2021-23 Adopted	2021-23 Revised	2023-25 Adopted
<b>RESOURCES</b>						
70547620-439110	EQUIPMENT REPLACEMENT CHARGES	\$ -	\$ 15,000	\$ 50,000	\$ 50,000	\$ 50,000
70547620-469015	MISCELLANEOUS REVENUE	-	34,418	-	-	-
70547620-480100	INTEREST	-	2,834	1,900	1,900	1,400
70547620-492170	FROM: EQUIPMENT REPLACEMENT	-	116,755	-	-	-
70547620-499000	BEGINNING BAL: PRIOR PER ADJ	-	(381)	-	-	-
70547620-499050	BEGINNING BALANCE	-	149,840	149,500	149,500	174,100
<b>TOTAL RESOURCES</b>		<b>\$ -</b>	<b>\$ 318,466</b>	<b>\$ 201,400</b>	<b>\$ 201,400</b>	<b>\$ 225,500</b>
<b>REQUIREMENTS</b>						
70547620-700000	CAPITAL EQUIPMENT	\$ -	\$ 108,937	\$ 25,000	\$ 25,000	\$ 94,000
70547620-900135	RESERVE: EQUIPMENT REPLACEMENT	-	-	176,400	176,400	131,500
<b>TOTAL REQUIREMENTS</b>		<b>\$ -</b>	<b>\$ 108,937</b>	<b>\$ 201,400</b>	<b>\$ 201,400</b>	<b>\$ 225,500</b>
<b>RESOURCES LESS REQUIREMENTS</b>		<b>\$ -</b>	<b>\$ 209,529</b>	<b>\$ -</b>	<b>\$ -</b>	<b>\$ -</b>



**CITY OF ALBANY, OREGON**  
**BIENNIUM 2023-2025**

LINE ITEM SUMMARY  
 DEPARTMENT: PUBLIC WORKS  
 PROGRAM: 70547625 - WATER QUALITY CTRL EQUIP

Account Number	Description	2018-19 Actual	2019-21 Actual	2021-23 Adopted	2021-23 Revised	2023-25 Adopted
<b>RESOURCES</b>						
70547625-439110	EQUIPMENT REPLACEMENT CHARGES	\$ -	\$ 4,100	\$ 12,000	\$ 12,000	\$ 17,000
70547625-469015	MISCELLANEOUS REVENUE	-	18,500	-	-	-
70547625-480100	INTEREST	-	161	200	200	500
70547625-492170	FROM: EQUIPMENT REPLACEMENT	-	2,061	-	-	-
70547625-499000	BEGINNING BAL: PRIOR PER ADJ	-	(5)	-	-	-
70547625-499050	BEGINNING BALANCE	-	2,079	6,200	6,200	42,200
<b>TOTAL RESOURCES</b>		<b>\$ -</b>	<b>\$ 26,896</b>	<b>\$ 18,400</b>	<b>\$ 18,400</b>	<b>\$ 59,700</b>
<b>REQUIREMENTS</b>						
70547625-900135	RESERVE: EQUIPMENT REPLACEMENT	\$ -	\$ -	\$ 18,400	\$ 18,400	\$ 59,700
<b>TOTAL REQUIREMENTS</b>		<b>\$ -</b>	<b>\$ -</b>	<b>\$ 18,400</b>	<b>\$ 18,400</b>	<b>\$ 59,700</b>
<b>RESOURCES LESS REQUIREMENTS</b>		<b>\$ -</b>	<b>\$ 26,896</b>	<b>\$ -</b>	<b>\$ -</b>	<b>\$ -</b>



# APPENDIX

# City of Albany Financial Policies



	<p><b>City of Albany</b> Finance Policy Policy #: F-07-08-008 Title: Financial Policies</p>	
---	---	--

## **I. POLICY STATEMENT**

It is the policy of the City of Albany to actively manage financial, operational, and budgetary affairs within established guidelines in order to maintain financial stability both now and in the future.

## **II. GENERAL GUIDELINES**

1. The City Manager and department directors are charged with achieving the themes, goals, and objectives adopted by the City Council in the City's Strategic Plan.
2. The implementing document for the Strategic Plan is the adopted biennial budget. Oregon budget law requires a balanced budget, which means the resources in each fund must be equal to the expenditures and other requirements in that fund. The adopted budget establishes types and levels of services through both operating and capital budgets. The relationships between the operating and capital budgets will be explicitly recognized and incorporated into the budget process. Resources will be identified to provide designated levels of service, and maintenance or enhancement of related capital and fixed assets.
3. The City will actively measure performance and pursue process improvements to enhance productivity and maximize resources.
4. Adequate reserves will be maintained for all known liabilities, including employee leave balances and explicit post employment benefits.
5. The City will actively seek partnerships with private interests and other government agencies to achieve common policy objectives, share the costs of providing local services, and support favorable legislation at the state and federal levels.
6. The City will seek out, apply for, and effectively administer federal, state, and foundation grants-in-aid that address the City's priorities and objectives.

## **III. REVENUES**

1. The City will actively identify and administer funding sources that create a reliable, equitable and diversified revenue stream to shelter the City from short-term fluctuations in any single revenue source and to maintain desired levels of services.
2. Revenues will be conservatively estimated in the budget process.
3. Target fund balances for operating budgets will range between 5 and 15 percent of operations per fiscal year.
4. The City will consider full cost recovery and comparable rates charged by other municipalities of similar size in establishing rates, fees, and charges.
5. The City will follow an aggressive policy of collecting revenues.
6. Enterprise and internal service funds are intended to be self-supporting.

## **IV. EXPENDITURES**

1. The City will identify priority services, establish appropriate service levels, and administer the expenditure of available resources to assure fiscal stability and the effective and efficient delivery of services.
2. The City will operate on a current funding basis. Expenditures will be monitored on an ongoing basis so as not to exceed current revenues and targeted fund balances.
3. The City Manager will take immediate corrective actions if at any time during a fiscal year revised revenue and expenditure estimates project a year-end deficit. Mitigating actions may include a hiring freeze, expenditure reductions, fee increases,

or use of contingencies. Actions to be avoided include expenditure deferrals into the following fiscal year, short-term loans, and use of one-time revenues to support ongoing operations.

4. Target contingencies for operating budgets will range between 5 and 15 percent of operations.
5. Internal service charges and project accounting should be used when service recipients and parameters of a project can be easily identified. The charges should be based on methodologies that fairly allocate the full cost of services. The Finance Director shall review the methodologies on a periodic basis to verify that they are consistent with federal guidelines and Oregon Local Budget Law.
6. The City Manager will undertake ongoing staff and third-party reviews of City programs to measure efficiency and effectiveness. Privatization and contracting with other governmental agencies will be evaluated as alternatives to in-house service delivery. Programs that are determined to be inefficient and/or ineffective shall be reduced in scope or eliminated.
7. Procurement procedures will comply with 2 CFR Part 200 Subpart D (200.317-200.327) including Appendix II to Part 200 Contract Provisions for Non-federal entity contracts under federal awards. The City's guidelines for Procurement for Federal Funds can be found on the City's website.
8. The City will apply the City's more restrictive procurement dollar amount thresholds should the City's rules and federal dollar amount acquisition thresholds conflict.

#### **V. CAPITAL IMPROVEMENT PROGRAM (CIP)**

1. The City will monitor and periodically assess the City's capital equipment and infrastructure, setting priorities for its renovation and replacement based on needs and available resources.
2. The City will develop a multi-year program for capital improvements that will be reviewed biennially in the budget process.
3. Projects in the CIP will be flagged as either funded or unfunded depending on whether or not the forecasted operating budget can support or fund the project. All funded projects are included in the operating budget for the corresponding budget biennium.
4. The City will maintain its physical assets at a level adequate to protect the City's capital investment and minimize future maintenance and replacement costs to the extent possible given financial resources. The budget process will provide for review of maintenance and orderly replacement of capital assets from current revenues where possible.

#### **VI. CAPITAL ASSETS**

1. Capital assets are non-consumable assets with a purchase price of \$10,000 or greater and a useful life of more than one year. The capitalization threshold for federally reimbursed items is \$5,000.
2. The Finance Department will oversee a physical count/inspection of all capital assets at least on a biennial basis. All additions, deletions, and depreciation of infrastructure will be reported consistent with the requirements of the Government Accounting Standards Board Statement Number 34.
3. Adequate insurance will be maintained on all capital assets.

#### **VII. DEBT**

1. The City will generally limit long-term borrowing to capital improvements.
2. The City will follow a policy of full disclosure on every financial report, official statement, and bond prospectus.
3. The City Manager will ensure that continuing disclosure policies and procedures are in place and include the following:
  - a. The City's bond counsel will advise the City in developing appropriate policies and procedures.
  - b. The Finance Director is primarily responsible for meeting all post-issuance and continuing disclosure requirements of all bonds issued by the City.
  - c. The Finance Director will participate in timely and appropriate training to be familiar with any changes in continuing disclosure requirements.
  - d. Records will be maintained to substantiate compliance for three years after securities have matured.
  - e. The City will take timely steps to correct any instances of noncompliance.
4. The City will strive to maintain its high bond ratings, currently AA- from Standard & Poor's and Aa3 from Moody's and will receive credit ratings on all its bond issues.
5. General obligation debt will not be used for self-supporting enterprise activities unless the activity provides a community-wide benefit.
6. The City shall ensure that its general obligation debt margins are within the 3% true cash value limitation as set forth in ORS Section 287.004.
7. Funding strategies that are necessary to support debt obligations should be implemented prior to debt payments becoming due so that debt obligations can be met from current revenues.
8. The City will use voter-approved general obligation debt to fund general-purpose public improvements that cannot be financed from current revenues. Special purpose debt including certificates of participation, revenue bonds, and loans will be linked to specific funding sources.

## **VIII. GRANTS**

1. Community organizations that desire financial support from the City must submit a Community Grant application no later than February 1 of odd-numbered years in order to be considered for funding in the next biennial budget. Applications will be reviewed by the department director assigned by the City Manager. Primary consideration will be given to requests that further the goals and objectives in the Strategic Plan. Applications that are approved by the department director and City Manager shall be included in the Proposed Budget to be considered by the Budget Committee and City Council.

Any recipient of a Community Grant shall submit an accounting of how the funds were expended and the benefits achieved as required by City Council Resolution No. 5089. Recipients of grants greater than \$100,000 must also submit an independent review of financial policies and procedures related to the grant proceeds no later than six months following the end of the fiscal year in which the funds were granted.

Notwithstanding the above, community organizations and events funded with transient lodging tax revenues will follow the guidelines set forth in Finance Policy F-12-11-001 as currently adopted or amended.

3. City departments are encouraged to seek grants and other financial support from private, nonprofit, and government agencies that would supplement City resources in meeting adopted goals and objectives. Grants that are available on an annual basis



should be included in the proposed budget and do not require further City Council action once the budget is adopted, unless required by the granting agency. The City Manager is responsible to oversee other grant applications. All awarded grants must be accepted and appropriated by resolution of the City Council as required by Oregon Local Government Budget Law (ORS 294.326(3)).


**IX. ACCOUNTING, AUDITING, AND FINANCIAL REPORTING**

1. The Finance Department is responsible to see that all accounting, auditing, and financial reporting comply with prevailing federal, state, and local statutes and regulations including generally accepted accounting principles as promulgated by the Governmental Accounting Standards Board (GASB), the American Institute of Certified Public Accountants (AICPA), and the Government Finance Officers Association (GFOA).
2. The Finance Department will conduct periodic internal audits of financial procedures such as cash handling, purchasing, and accounts payable to test internal controls and to detect instances of fraud or abuse. The Finance Director shall establish locations and limits for petty cash, purchase cards, and other cash and purchasing procedures consistent with operational needs, GFOA best practices, and Oregon Administrative Rules and Revised Statutes.
3. The City will seek out and contract for the assistance of qualified financial advisors, consultants, and auditors in the management and administration of the City's financial functions.
4. The City Council will be provided monthly financial reports of revenues and expenditures.
5. A complete independent audit will be performed annually.
6. The City will issue annual financial reports in accordance with generally accepted accounting principles (GAAP) as outlined in the Governmental Accounting, Auditing, and Financial Reporting (GAAFR) publication.

Supersedes: Res. No. 7058	Created/Amended by/date: September 13, 2022	Effective Date: October 12, 2022	Reviewed by Council: October 10, 2022
------------------------------	--	-------------------------------------	--

# City of Albany Investment Policy



	<p><b>City of Albany</b> Finance Policy Policy #: F-06-08-009 Title: Investment Policy</p>	
---	--	--

# TABLE OF CONTENTS

I. INTRODUCTION.....	3
II. GOVERNING BODY .....	3
III. SCOPE .....	3
IV. OBJECTIVES AND STRATEGY .....	4
1. Safety of Principal	
2. Liquidity	
3. Yield-Return	
V. STANDARDS OF CARE.....	4
1. Delegation of Investment Authority	
2. Prudence	
3. Ethics and Conflict of Interest	
VI. AUTHORIZED FINANCIAL INSTITUTIONS .....	5
1. Broker/Dealer Approval Process	
2. Investment Advisor Process	
3. Financial bank Institutions	
4. Competitive Transactions	
VII. SAFEKEEPING AND CUSTODY, CONTROLS.....	8
1. Safekeeping and Custody Securities	
2. Safekeeping of Funds at Bank Depositories	
3. Accounting Methods	
4. Pooling of Funds	
5. Internal Controls	
VIII. AUTHORIZED AND SUITABLE INVESTMENTS.....	9
1. Authorized Investments	
2. Suitable Investments	
3. Collateralization	
IX. INVESTMENT PARAMETERS .....	11
1. Diversification	
2. Investment Maturity	
3. Prohibited Investments	
X. INVESTMENT OF PROCEEDS FROM DEBT ISSUANCE .....	12
XI. INVESTMENT OF RESERVE OR CAPITAL IMPROVEMENTS .....	13
XII. POLICY COMPLIANCE AND PERFORMANCE EVALUATION .....	13
1. Compliance Report	
2. Compliance Measurement and Adherence	
3. Performance Measurement	
XIII. REPORTING REQUIREMENTS .....	14
XIV. INVESTMENT POLICY ADOPTION BY GOVERNING BOARD.....	14

## **I. INTRODUCTION**

The City of Albany, (hereinafter referred to as "Albany" or "City") was founded in 1848. Albany is the eleventh largest city in the state of Oregon, and is the county seat of Linn County. Albany has a home rule charter and is a Council-Manager form of government where the full time appointed City Manager administers the day-to-day operations and is the chief administrative officer of the City.

The average monthly balance of funds invested in the City's general portfolio and project funds is between \$60,000,000 and \$100,000,000. The highest balances occur when taxes are collected.

## **II. GOVERNING BODY**

It is the policy of the City of Albany that the administration of its funds and the investment of those funds shall be handled with the highest public trust. Investments shall be made in a manner that will assure security of principal. Parameters will be set to limit maturities and increase diversification of the portfolio while meeting the daily cash flow needs of the City and conforming to all applicable state and City requirements governing the investment of public funds. The receipt of a market rate of return will be secondary to safety and liquidity requirements. It is the intent of the City to be in complete compliance with local, state, and federal law. The earnings from investments will be used in a manner that best serves the public trust and interests of the City.

All funds within the scope of this policy are subject to regulations established by the state of Oregon. Any revisions or extensions of these sections of the ORS shall be assumed to be part of this Investment Policy immediately upon being enacted.

## **III. SCOPE**

This policy applies to activities of the City of Albany with regard to investing the financial assets of all funds. Funds held by trustees or fiscal agents are excluded from these rules; however, all funds are subject to regulations established by the state of Oregon.

The City commingles its daily cash into one pooled investment fund for investment purposes of efficiency and maximum investment opportunity. The following funds, and any new funds created by the City, unless specifically exempted by the City Council and this policy, are defined in the City's Comprehensive Annual Financial Report:

- General Fund
- Special Revenue Funds
- Debt Service Funds
- Capital Projects Funds
- Enterprise Funds
- Internal Service Funds
- Permanent Funds

These funds will be invested in compliance with the provisions of all applicable Oregon Revised Statutes (ORS). Investments of any tax-exempt borrowing proceeds and any related Debt Service funds will comply with the arbitrage restrictions in all applicable Internal Revenue Codes.

#### **IV. OBJECTIVES AND STRATEGY**

It is the policy of the City that all funds shall be managed and invested with three primary objectives, listed in the following order of priority:

##### **1. Safety of Principal**

- Safety of principal is the foremost objective of the City. Investments of the City shall be undertaken in a manner that seeks to ensure the preservation of capital in the overall portfolio.
- Diversification of the portfolio will include diversification by maturity and market sector and will include the use of multiple broker/dealers for diversification and market coverage.

##### **2. Liquidity**

The City's investment portfolio will remain sufficiently liquid to enable it to meet all operating requirements that might be reasonably anticipated.

##### **3. Yield-Return**

The City's investment portfolio shall be designed with the objective of attaining a market rate of return throughout budgetary and economic cycles, taking into account the City's risk constraints and the cash flow of the portfolio. "Market rate of return" may be defined as the average yield of the current three-month U.S. Treasury bill or any other index that most closely matches the average maturity of the portfolio.

Effective cash management is recognized as essential to good fiscal management. Cash management is defined as the process of managing monies in order to ensure maximum cash availability. The City shall maintain a comprehensive cash management program that includes collection of accounts receivable, prudent investment of its available cash, disbursement of payments in accordance with invoice terms, and the management of banking services.

#### **V. STANDARDS OF CARE**

##### **1. Delegation of Investment Authority**

- a. Investment Officer. The Finance Director, acting on behalf of the City Council, is designated as the Investment Officer of the City and is responsible for investment management decisions and activities. The Finance Director, as the Investment Officer, may further delegate the authority to invest City funds to additional City Finance personnel. The Council is responsible for considering the quality and capability of investment advisors and consultants involved in investment management and procedures. All participants in the investment process shall seek to act responsibly as custodians of the public trust.

The Investment Officer and those delegated with investment authority under this policy, when acting in accordance with the written procedures and this policy, and in accord with the

Prudent Person Rule, shall be relieved of personal responsibility and liability in the management of the portfolio.

- b. Investment Advisor. The City may enter into contracts with external investment management firms on a non-discretionary basis.

If an investment advisor is hired, the adviser will serve as a fiduciary for the City and comply with all requirements of this Investment Policy. Exceptions to the Investment Policy must be disclosed and agreed upon in writing by both parties. The Investment Officer remains the person ultimately responsible for the prudent management of the portfolio.

- c. Staff Designation. The Investment Officer shall designate a staff person as a liaison/deputy in the event circumstances require timely action and the Investment Officer is not available.

## **2. Prudence**

The standard of prudence to be used in the investment function shall be the "prudent person" standard and shall be applied in the context of managing the overall portfolio. This standard states:

*"Investments shall be made with judgment and care, under circumstances then prevailing, which persons of prudence, discretion, and intelligence exercise in the management of their own affairs, not for speculation, but for investment, considering the probable safety of their capital as well as the expected income to be derived."*

## **3. Ethics and Conflict of Interest**

Officers and employees involved in the investment process shall refrain from personal business activity that could conflict with the proper execution and management of the investment program, or that could impair their ability to make impartial decisions. Employees and investment officials shall disclose any material interests in financial institutions with which they conduct business. They shall further disclose any personal financial/investment positions that could be related to the performance of the investment portfolio. Employees, officers, and their families shall refrain from undertaking personal investment transactions with the same individual with whom business is conducted on behalf of the City. Officers and employees shall, at all times, comply with the state of Oregon Government Ethics as set forth in ORS 244.

# **VI. AUTHORIZED FINANCIAL INSTITUTIONS**

## **1. Broker/Dealer Approval Process**

The Investment Officer shall maintain a list of all authorized brokers/dealers and financial institutions that are approved for investment purposes or investment dealings. Any firm is eligible to make an application to the City of Albany and upon due consideration and approval will be added to the list. Additions and deletions to the list will be made at the discretion of the Investment Officer.

At the request of the City of Albany, the firms performing investment services shall provide their most recent financial statements or Consolidated Report of Condition for review. Further, there should be in place, proof as to all the necessary credentials and licenses held by employees of the brokers/dealers who will have contact with the City of Albany as specified by, but not necessarily limited to the Financial Industry Regulatory Authority (FINRA), Securities and Exchange Commission

(SEC), etc. The Investment Officer shall conduct an annual evaluation of each firm's credit worthiness to determine if it should remain on the list.

- a. Broker/Dealer firms must meet the following minimum criteria:
  - i. Be registered with the Securities and Exchange Commission (SEC);
  - ii. Be registered with the Financial Industry Regulatory Authority (FINRA).
  - iii. Provide most recent audited financials.
  - iv. Provide FINRA Focus Report filings.
- b. Approved broker/dealer employees who execute transactions with the City must meet the following minimum criteria:
  - i. Be a registered representative with the Financial Industry Regulatory Authority (FINRA);
  - ii. Be licensed by the state of Oregon;
  - iii. Provide certification (in writing) of having read; understood; and agreed to comply with the most current version of this investment policy.

If the City hires an investment advisor to provide investment management services, the Advisor is authorized to transact with its direct dealer relationships on behalf of the City. A list of approved dealers must be submitted to the investment officer prior to transacting business. The investment officer can assign the responsibility of broker/dealer due diligence process to the Advisor, and all licensing information on the counterparties will be maintained by the Advisor and available upon request.

The advisor broker/dealer review should include:

- i. FINRA Certification check
- ii. Firm Profile
- iii. Firm History
- iv. Firm Operations
- v. Disclosures of Arbitration Awards, Disciplinary and Regulatory Events
- vi. State Registration Verification
- vii. Financial review of acceptable FINRA capital requirements or letter of credit for clearing settlements.

The advisors must provide the City with any changes to the list prior to transacting on behalf of the City.

## **2. Investment Advisor**

An Investment Advisor may be selected through a competitive RFP process and must meet the following criteria:

- a. The investment advisor firm must be registered with the Securities and Exchange Commission (SEC) or licensed by the state of Oregon if assets under management are less than \$100 million.
- b. All investment advisor firm representatives conducting investment transactions on behalf of the City must be registered representatives with FINRA.
- c. All investment advisor firm representatives conducting investment transactions on behalf of the City must be licensed by the state of Oregon. Factors to be considered when hiring an investment advisory firm may include, but are not limited to:
  - i. The firm's major business

- ii. Ownership and organization of the firm
- iii. The background and experience of key members of the firm, including the portfolio manager expected to be responsible for the City's account
- iv. The size of the firm's asset base, and the portion of that base which would be made up by the City's portfolio if the firm were hired
- v. Management fees
- vi. Cost analysis of the adviser
- vii. Performance of the investment advisory firm, net of all fees, versus the Local Government Investment Pool over a given period of time

A periodic (at least annual) review of all investment advisors under contract will be conducted by the Investment Officer to determine their continued eligibility within the portfolio guidelines. The Investment Advisor must notify the City immediately if any of the following issues arise while serving under a City contract:

- a. Pending investigations by securities regulators.
- b. Significant changes in net capital.
- c. Pending customer arbitration cases.
- d. Regulatory enforcement actions.

### **3. Financial Bank Institutions**

All financial banks that provide bank deposits, certificates of deposits or any other deposit of the bank to the City must either be fully covered by the FDIC or the bank must be a participant of the Public Funds Collateralization Program (PFCP). ORS Chapter 295 governs the collateralization of Oregon public funds and provides the statutory requirements for the PFCP. Bank depositories are required to pledge collateral against any public fund deposits in excess of deposit insurance amounts. The PFCP provides additional protection for public funds in the event of a bank loss.

### **4. Competitive Transactions**

The Investment Officer will obtain telephone, faxed or emailed quotes before purchasing or selling an investment. The Investment Officer will select the quote which best satisfies the investment objectives of the investment portfolio within the parameters of this policy. The Investment Officer will maintain a written record of each bidding process including the name and prices offered by each participating financial institution.

In the instance of a security which there is no readily available competitive bid or offering on the same specific issue, the Investment Officer shall document quotations for comparable or alternative securities.

The investment advisor must provide documentation of competitive pricing execution on each transaction. The advisor will retain documentation and provide upon request.



## **VII. SAFEKEEPING AND CUSTODY, CONTROLS**

### **1. Safekeeping and Custody Securities**

The laws of the state and prudent treasury management require that all purchased securities be bought on a delivery versus payment basis and be held in safekeeping by the City, an independent third-party financial institution, or the City's designated depository.

All safekeeping arrangements shall be designated by the Investment Officer and an agreement of the terms executed in writing. The approved broker/dealer or investment advisor shall provide the City with a confirmation ticket listing the specific instrument, issuer, coupon, maturity, CUSIP number, purchase or sale price, transaction date, and other pertinent information. The broker/dealer which executes the transaction on the City's behalf shall deliver all securities on a delivery versus payment method to the designated third party trustee at the direction of the Investment Officer. The City will have online access through the safekeeping bank for verification of the account holdings and transactions.

### **2. Safekeeping of Funds at Bank Depositories**

The City may hold bank deposits or certificates of deposits at banks qualified under ORS 295.

### **3. Accounting Methods**

The City shall comply with all required legal provisions and Generally Accepted Accounting Principles (GAAP). The accounting principles are those contained in the pronouncements of authoritative bodies including but not necessarily limited to, the Governmental Accounting Standards Board (GASB); the American Institute of Certified Public Accountants (AICPA); and the Financial Accounting Standards Board (FASB).

### **4. Pooling of Funds**

Except for cash in certain restricted and special funds, the City will consolidate balances from all funds to maximize investment opportunities. Investment income will be allocated to the various funds based on their respective participation and in accordance with Generally Accepted Accounting Principles.

### **5. Internal Controls**

The City will maintain a structure of internal controls sufficient to assure the safekeeping and security of all investments. All out of compliance situations under this policy will be corrected and brought into compliance as soon as prudently possible.

The Investment Officer shall develop and maintain written administrative procedures for the operation of the investment program that are consistent with this investment policy. Procedures will include reference to safekeeping, wire transfers, banking services contracts, and other investment-related activities.

The Investment Officer shall be responsible for all transactions undertaken and shall establish a system of controls to regulate the activities of subordinate officials and staff. No officer or designee may engage in an investment transaction except as provided under the terms of this policy and the procedures established by the Investment Officer and approved by the Council.

## VIII. AUTHORIZED AND SUITABLE INVESTMENTS

### 1. Authorized Investments

All investments of the City shall be made in accordance with Oregon Revised Statutes: ORS 294.035 (Investment of surplus funds of political subdivisions; approved investments), ORS 294.040 (Restriction on investments under ORS 294.035), ORS 294.052 (Definitions; investment by municipality of proceeds of bonds), ORS 294.135 (Investment maturity dates), ORS 294.145 (Prohibited conduct for custodial officer), ORS 294.805 to 294.895 (Local Government Investment Pool). Any revisions or extensions of these sections of the ORS shall be assumed to be part of this Investment Policy immediately upon being enacted.

### 2. Suitable Investments

The City will diversify investments across maturities, security types and institutions to avoid incurring unreasonable risks. Minimum percentages and credit limits apply at the time of purchase.

The City has further defined the eligible types of securities and transactions as follows:

**U.S. Treasury Obligations:** Direct obligations of the United States Treasury whose payment is guaranteed by the United States.

**U.S. Agency Obligations:** Federal agency and instrumentalities of the United States or enterprises sponsored by the United States Government (GSE) and whose payment is guaranteed by the United States, the agencies and instrumentalities of the United States or enterprises sponsored by the United States Government.

**Municipal Debt:** Lawfully insured debt obligations of the States of Oregon, California, Idaho, and Washington and political subdivisions of those states if the obligations have a long-term rating on the settlement date of AA- or better by S&P or Aa3 or better by Moody's or equivalent rating by any nationally recognized statistical rating organization, or are rated on the settlement date in the highest category for short-term municipal debt by a nationally recognized statistical rating organization.

**Corporate Indebtedness:** Corporate indebtedness subject to a valid registration statement on file with the Securities and Exchange Commission or issued under the authority of section 3(a)(2) or 3(a)3 of the Securities Act of 1933, as amended. Corporate indebtedness must be rated on the settlement date AA- or better by S&P or Aa3 or better by Moody's or equivalent rating by any nationally recognized statistical rating organization.

**Commercial Paper:** Corporate indebtedness subject to a valid registration statement on file with the Securities and Exchange Commission or issued under the authority of section 3(a)(2) or 3(a)3 of the Securities Act of 1933, as amended. Commercial Paper must be rated A1 by Standard and Poor's or P1 by Moody's or equivalent rating by any nationally recognized statistical rating organization. Issuer constraints for commercial paper combined with corporate notes will be limited by statute to 5% of market value per issuer.

**Bank Time Deposit/Savings Account:** Time deposit open accounts or savings accounts in insured institutions as defined in ORS Section 706.008, in credit unions as defined in ORS Section 723.006 or

in federal credit unions, if the institution or credit union maintains a head office or a branch in this state.

**Certificates of Deposit:** Certificates of deposit in insured institutions as defined in ORS Section 706.008, in credit unions as defined in ORS Section 723.006, or in federal credit unions, if the institution or credit union maintains a head office or a branch in this state.

**Bankers' Acceptance:** A short-term credit investment created by a non-financial firm and guaranteed by a qualified financial institution\* whose short-term letter of credit rating is rated in the highest category without any refinement or gradation by one or more nationally recognized statistical rating organizations.

**Oregon Intermediate Fund:** The Oregon Local Government Intermediate Fund (OLGIF) is a commingled investment pool for local governments offered by Oregon State Treasury due to Legislation HB2140 and pursuant to ORS Chapter 294. OLGIF provides qualified local government participants with a vehicle to invest assets over an intermediate time horizon (three to five years).

**Local Government Investment Pool:** State Treasurer's local short-term investment fund up to the statutory limit per ORS Section 294.810.

\*For the purposes of this paragraph, "qualified financial institution" means: (i) A financial institution that is located and licensed to do banking business in the State of Oregon; or (ii) A financial institution that is wholly owned by a financial holding company or a bank holding company that owns a financial institution that is located and licensed to do banking business in the State of Oregon [ORS Section 294.035(3)(h)].

### **3. Collateralization**

Time deposit open accounts, Certificates of Deposit and savings accounts shall be collateralized through the Public Funds Collateralization Program in accordance with ORS Section 295.018. All depositories must be on the State of Oregon's qualified list. Additional collateral requirements may be required if the Investment Officer deems increased collateral is beneficial to the protection of the monies under the City's management.

## IX. INVESTMENT PARAMETERS

### 1. Diversification

The City will diversify the investment portfolio to avoid incurring unreasonable risks, both credit and interest rate risk, inherent in over investing in specific instruments, individual financial institutions or maturities.

#### DIVERSIFICATION CONSTRAINTS ON TOTAL HOLDINGS: LIQUIDITY AND CORE FUNDS

Issue Type	Maximum % Holdings	Maximum % per Issuer	Ratings S&P, Moody's, or Equivalent NRSRO	Maximum Maturity
US Treasury Obligations	100%	None	N/A	5.25 years
US Agency Obligations	100%	35%	N/A	5.25 years
Municipal Bonds (OR, WA, ID, CA)	25%	5%	AA- / Aa3 Short Term*	5.25 years
Corporate Notes	35%**	5%***	AA- / Aa3	5.25 years
Commercial Paper			A1 / P1	270 days
Bank Time Deposits/Savings	20%	10%	Oregon Public Depository	N/A
Certificates of Deposit	10%	5%	Oregon Public Depository	5.25 years
Banker's Acceptance	10%	5%	A1 / P1	180 days
Oregon Intermediate Fund	10%	None	N/A	N/A
Oregon Short Term Fund	Maximum allowed per ORS 294.810	None	N/A	N/A

\*\*Short Term Ratings: Moody's - P1/MIG1/VMIG1. S&P - A-1/SP-1, Fitch F1

\*\*35% maximum combined corporate and commercial paper per ORS.

\*\*\*Issuer constraints apply to the combined issues in corporate and commercial paper holdings.

### 2. Investment Maturity

The City will not directly invest in securities maturing more than 5.25 years from the date of purchase.

- a. The maximum weighted maturity of the total portfolio shall not exceed 1.75 years. This maximum is established to limit the portfolio to excessive price change exposure.

- b. Liquidity funds will be held in the State Pool or in money market instruments maturing six months and shorter. The liquidity portfolio shall, at a minimum, represent three months budgeted outflows.
- c. Core funds will be defined as the funds in excess of liquidity requirements. The investments in this portion of the portfolio will have maturities between 1 day and 5.25 years and will be only invested in high quality and liquid securities.

**Total Portfolio Maturity Constraints:**

<b>Maturity Constraints</b>	<b>Minimum % of Total Portfolio</b>
Under 30 days	10%
Under 1 year	25%
Under 5.25 years	100%
<b>Maturity Constraints</b>	<b>Maximum of Total Portfolio in Years</b>
Weighted Average Maturity	1.75 Years
<b>Security Structure Constraint</b>	<b>Maximum % of Total Portfolio</b>
Callable Agency Securities	25%

Reserve or Capital Improvement Project monies may be invested in securities exceeding 5.25 years if the maturities of such investments are made to coincide as nearly as practicable with the expected use of the funds

**3. Prohibited Investments**

- **Private Placement or “144A” Securities:** The City shall not invest in “144A” private placement securities, this includes commercial paper privately placed under section 4(a)(2) of the Securities Act of 1933.
- **Securities Lending:** The City shall not lend securities nor directly participate in a securities lending or reverse repurchase program.
- **14 Day Settlement:** The City shall not purchase securities with a delayed settlement in excess of 14 business days per ORS statute.
- **Derivatives or Reverse Repurchase:** The purchase of derivatives and use of reverse repurchase agreements are specifically prohibited by this policy.
- **Mortgage-Backed Securities:** The City shall not purchase mortgage-backed securities.
- **Equity Securities:** The City is not allowed to buy equity securities by statute.

**X. INVESTMENT OF PROCEEDS FROM DEBT ISSUANCE**

Investments of bond proceeds are restricted further and will not include corporate bonds in the dedicated bond proceed portfolio. All other allowable investments including: US Treasury, US Agency and Commercial Paper may be utilized. The investments will be made in a manner to match cash flow expectations based on managed disbursement schedules.

Liquidity for bond proceeds will be managed through the OSTF Pool or Bank deposit balances.

Funds from bond proceeds and amounts held in a bond payment reserve or proceeds fund may be invested pursuant to ORS 294.052. Investments of bond proceeds are typically not invested for resale and maturity matched with expected outflows.

Information will be maintained for arbitrage rebate calculations.

## **XI. INVESTMENT OF RESERVE OR CAPITAL IMPROVEMENTS**

Pursuant to ORS 294.135(1)(b), reserve or capital Improvement project monies may be invested in securities exceeding 5.25 years when the funds in question are being accumulated for an anticipated use that will occur more than 18 months after the funds are invested, then, upon the approval of the governing body of the county, municipality, school district or other political subdivision, the maturity of the investment or investments made with the funds may occur when the funds are expected to be used.

## **XII. POLICY COMPLIANCE AND PERFORMANCE EVALUATION**

### **1. Compliance Report**

A compliance report shall be maintained quarterly to document the portfolio versus the investment policy.

### **2. Compliance Measurement and Adherence**

- a. Compliance Measurement: Guideline measurements will use market value of investments.
- b. Compliance Procedures: If the portfolio falls outside of compliance with adopted investment policy guidelines or is being managed inconsistently with this policy, the Investment Officer shall bring the portfolio back into compliance in a prudent manner and as soon as prudently feasible.
- c. Violations of portfolio guidelines as a result of transactions; actions to bring the portfolio back into compliance and; reasoning for actions taken to bring the portfolio back into compliance shall be documented and reported to the City Council.
- d. Due to fluctuations in the aggregate surplus funds balance, maximum percentages for a particular issuer or investment type may be exceeded at a point in time. Securities need not be liquidated to realign the portfolio; however, consideration should be given to this matter when future purchases are made to ensure that appropriate diversification is maintained.
- e. As determined on any date that the security is held within the portfolio. If the credit rating of a security is subsequently downgraded below the minimum rating level for a new investment of that security, the Investment Officer shall evaluate the downgrade on a case-by-case basis in order to determine if the security should be held or sold. The Investment Officer will apply the general objectives of Safety, Liquidity, Yield, and Legality to make the decision. If the City has hired the services of an Investment Advisor, the Investment Officer will act on the recommendation of the Advisor.

### **3. Performance Measurement**

- a. The City yields will be compared to the OST Pool rates.

- b. The portfolio will be invested into a predetermined structure that will be measured against a selected benchmark portfolio. The structure will be based upon a chosen minimum and maximum effective duration and will have the objective to achieve market rates of returns over long investment horizons. The purpose of the benchmark is to appropriately manage the risk in the portfolio given interest rate cycles. The core portfolio is expected to provide similar returns to the benchmark over interest rate cycles, but may underperform or outperform in certain periods. The portfolio will be positioned to first protect principal and then achieve market rates of return. The benchmark used will be a 0-3 year or 0-5 year standard market index and comparisons will be calculated monthly and reported quarterly.
- c. When comparing the performance of the City's portfolio, all fees and expenses involved with managing the portfolio shall be included in the computation of the portfolio's rate of return. This would include any in-house management of the funds, as well as outside management.
- d. Mark to market pricing will be calculated monthly and be provided in a monthly report.

**XIII. REPORTING REQUIREMENTS**

The Investment Officer shall submit quarterly and annual reports to the local governing board containing sufficient information to permit an informed outside reader to evaluate the performance of the investment program. More frequent reports may be provided when market conditions merit or if requested by the governing board.

Minimum quarterly reporting requirements for total portfolio:

- Earnings Yield
- Holdings Report (including mark to market)
- Transactions Report
- Weighted Average Maturity or Duration
- Compliance Report


**XIV. INVESTMENT POLICY ADOPTION BY GOVERNING BOARD**

This investment policy will be formally adopted by the Albany City Council. The policy shall be reviewed on an annual basis by the Investment Officer and the Albany City Council. Material revisions to this policy will require a review by the Oregon Short Term Fund Board, pursuant to ORS.

Supersedes: Res No. 7056	Created/Amended by/date: September 19, 2022	Effective Date: October 12, 2022	Reviewed by Council: October 10, 2022
-----------------------------	--	-------------------------------------	--

# City of Albany Risk Management Policy



	<p><b>City of Albany</b> Finance Policy Policy #: F-08-08-007 Title: Risk Management</p>	
---	--	--



## **I. POLICY STATEMENT**

It is the policy of the City of Albany to proactively identify and manage the inherent risks of providing municipal services. Potential losses will be mitigated through employee safety committees, loss prevention programs, property and liability insurances, workers' compensation, and employee health, life, and disability benefits.

## **II. GENERAL RESPONSIBILITIES**

The City Council has responsibility to set the control environment for the organization based on integrity and ethical values. The internal controls that support the control environment are tested on an annual basis by an independent auditor and reported to the City's Audit Committee.

Each employee of the City is responsible to contribute to a safe environment for all employees and the public. Employees should help identify and correct unsafe conditions and should follow all established safety laws, policies, and practices. In addition, employees have a responsibility to report any instance of fraud, waste, abuse, or unethical behavior to management or to the City Council.

The City Manager and department directors are responsible to protect the City of Albany's assets by identifying and managing risks. Primary objectives include containing costs, minimizing accidents and injuries to employees and the public, reducing the frequency and severity of property loss, and promoting a healthy employee workforce and working environment.

Department directors are responsible for managing the risks of operations in their respective departments. They ensure that effective safety and loss prevention programs are implemented and oversee the investigation of claims and losses.

Department directors coordinate their efforts with the Finance Manager who acts as the City's Risk Manager. The Risk Manager is responsible for facilitating claims processing and working closely with third party property and liability insurers.

The City Manager may choose to retain professional advisors, consultants, insurers, brokers, and agents of record to assist the City in placing appropriate insurances and developing effective safety and loss prevention programs.

## **III. SPECIFIC RESPONSIBILITIES**

### **1. Human Resources Director.**

- a. Coordinate and promote city-wide employee wellness programs.
- b. Manage the City's worker's compensation and health insurance programs to contain costs and promote safety and wellness for employees and their families.

### **2. Finance Director.**

- a. Recommend appropriate levels of property and general liability insurance to the City Manager and City Council.
- b. Coordinate periodic inventories of all property, buildings, equipment, vehicles, and other capital assets and verify that appropriate insurance is in place.
- c. Maintain policies, bonds, and other legal documentation of insurance.
- d. Provide an annual report to the City Council showing claims experience and the costs of insurance programs.

### **3. Fire Chief.**

- a. Conduct fire and life safety inspections of City facilities on a periodic basis according to the level of risk in each facility.
  - b. Verify that all facilities are in compliance with recognized fire code standards for fire and life safety.
  - c. Coordinate and promote city-wide safety awareness.
4. **City Attorney.**
- a. Develop templates of contracts and leases which include language to identify and mitigate liability and other potential losses.
  - b. Notify the City Manager of changes in state statutes and common law that affect municipal liability.
  - c. Assist insurers in the investigation and settlement of claims against the City.
  - d. Review insurance and bond contracts.
5. **City Emergency Manager/Safety Officer**
- a. Develop, recommend, and implement emergency management programs to ensure effective emergency services.
  - b. Plan, develop, and coordinate mitigations, preparedness, and response and recovery activities.
  - c. Work with private and public sector agencies to obtain a coordinated preparedness and response effort.
  - d. Administer City safety program.

**IV. RETAINING AND TRANSFERING RISK**

**1. Reserve Account.**

A Risk Management Fund will be maintained with a working balance of up to \$2,000,000 for unforeseen catastrophic events and major deductibles. Each department will be responsible for claims and deductibles up to \$10,000 per occurrence resulting from losses in their respective operations.

**2. Insurance Coverages.**

The following minimum policy limits and deductibles will be maintained:

**Property/Boiler & Machinery**

Limit:	Determined each year by the filed value of insured property.	
Deductibles:	Buildings/Contents	\$5,000
	Mobile Equipment	\$1,000
	Boiler & Machinery	\$5,000
	Earthquake	\$25,000
	Limit	\$20,000,000
	Flood	\$25,000
	Limit	\$20,000,000
	Excess Cyber Liability	\$5,000
	Limit	\$1,000,000

**Tort Liability**

Limit:	\$5,000,000
Deductibles:	\$10,000 per occurrence

**Auto Liability**

Limit:	\$5,000,000
Deductibles:	\$10,000 per occurrence

**Auto Physical Damage**

Deductibles: Comprehensive	\$1,000
Collision	\$1,000

**Airport Liability**

Limit:	\$5,000,000
--------	-------------

**Volunteer Accident Policy**

Limit:	\$50,000
--------	----------

Workers Compensation Policy

**3. Self Insurance.**

The City shall self-insure to the extent it is more cost effective than commercial insurance and does not present unacceptable financial or other risks to the City.

**V. ALLOCATION OF INSURANCE COSTS**

Departments and programs that have dedicated revenue sources or are independent legal entities will be charged insurance costs specific to the risk exposures of the operations of those departments and programs.

Premiums and related costs for liability insurance, workers' compensation, and property insurance will be allocated to each department based on claims experience and risk exposure. Property insurance costs are allocated according to the specific properties used and operated by each department or program.

**VI. CONFIDENTIALITY OF RECORDS**

All personally identifiable and confidential information will be maintained in compliance with the Identity Theft Protection Policy, Finance Policy Number F-04-08. All employee medical records and long-term disability claims held by the City will be maintained in separate locked files and access will be controlled through the City Manager and Human Resources Departments.

All police reports will be kept confidential unless the Albany Police Department and/or the City Attorney approve release.

**VII. REPORTING PROPERTY/CASUALTY ACCIDENTS AND LOSSES**

1. Accidents and losses must be reported promptly and in accordance with prescribed procedures. The benefits of timely reporting include enhanced citizen confidence, better protection of the City's interests, reduced time lost for employees and equipment, and savings realized through prompt settlements.

Reports of general liability claims and automobile accidents should be immediately reported to the Risk Manager. The following information should be included in every report:

- a. Date, time, and location of accident or event
- b. Description of vehicle, equipment, or property involved
- c. Name(s) of person(s) involved
- d. Name(s) of person(s) injured
- e. Description of any medical attention received
- f. Nature of damage/loss and estimated cost

- g. Description of circumstances; diagram of events if possible
- h. Insurance Policy Numbers, Agents, and/or Agencies
- i. Name(s) and addresses of witnesses
- j. Appropriate signatures
- k. Copy of DMV report, if filed
- l. Copy of police report, if filed

In addition, procedures described in Human Resources Policy HR-SF-02-001 (Property Loss/Damage) must be followed.

- 2. The Risk Manager will process all accident/loss notices, except workers' compensation, and will notify the appropriate insurance company.
- 3. The Human Resources Department will file workers' compensation accident reports with the appropriate insurance company. Workers' compensation incidents will be processed in accordance with Human Resources Policy HR-SF-03-001 (Reporting On-the-Job Injuries).
- 4. Accidents of a serious nature and those occurring on weekends or holidays should be called in to the appropriate supervisor and followed up with the proper accident forms and information. The Risk Manager should be notified of the accident on the first day back to work.
- 5. As required by law, on-the-job injuries to employees that result in overnight hospitalization for treatment (not just observation), must be reported to OR-OSHA within twenty-four (24) hours of the injury. An on-the-job accident that results in the hospitalization of three or more employees, or in a fatality, must be reported to OR-OSHA within eight (8) hours of the accident. In either of these situations, the Human Resources Generalist or Human Resources Director should be notified immediately so they may make notification to OR-OSHA.

#### **VIII. REPORTS TO BE FILED**

- 1. All Property/Casualty claims reports will be filed with the Risk Manager.
- 2. Minutes of City Council meetings, safety meetings, and all other City committee meetings in which Risk Management policy or procedure decisions are made will be filed as appropriate.
- 3. Inspection reports when the building inspector or Fire Department inspects City premises will be filed with the Risk Manager or the Fire Department.
- 4. Long-term disability and life insurance claims and workers' compensation claims and reports will be filed with the Human Resources Department.

#### **IX. RISK MANAGER RECORDS**

The Risk Manager shall keep the following records:

- 1. An inventory of current locations, descriptions, and insurable values of all property/vehicles owned or leased by the City.
- 2. An insurance register, outlining all coverages in force and including premiums, policy numbers, servicing agents, terms of coverage, and expiration dates.

3. Premium payment and allocation records.
4. Claims filed and pending.
5. Loss records subdivided into property, liability, and other liability claims paid by the insurer under existing insurance policies.
6. Claim recoveries received from third parties who have damaged City property or who are reimbursing for City wages paid.

Supersedes: Res No. 7057	Created/Amended by/date: September 30, 2022	Effective Date: October 12, 2022	Reviewed by Council: October 10, 2022
-----------------------------	--	-------------------------------------	--



FY 2022

FY 2026

CITY OF ALBANY, OREGON  
**STRATEGIC PLAN**

[cityofalbany.net/strategicplan](http://cityofalbany.net/strategicplan)







# CITY OF ALBANY STRATEGIC PLAN

---

## TABLE OF CONTENTS

---

### FORWARD

<b>City Manager's Message</b>	4
<b>Acknowledgments</b>	6

### ORGANIZATIONAL IDENTITY

<b>Mission and Vision</b>	8
<b>Values</b>	9

### STRATEGIC PLAN THEMES

<b>Introduction</b>	10
<b>Great Neighborhoods</b>	12
<b>Safe City</b>	14
<b>Healthy Economy</b>	16
<b>Effective Government</b>	18

### ABOUT THE UPDATE PROCESS

<b>2021-2022 update process</b>	20
<b>Future updates</b>	23
<b>Supplemental documents</b>	23



*Some photos used in this document are used with permission from the Albany Visitors Association. Find details about the AVA's annual photography contest at [albanyvisitors.com](http://albanyvisitors.com).*



CITY OF ALBANY, OREGON

## MESSAGE FROM THE CITY MANAGER

*Peter Troedsson*



To our Albany community,

The City's Strategic Plan is a working document that captures community goals and objectives under four main themes: Great Neighborhoods, Safe City, Healthy Economy, and Effective Government. The Strategic Plan will be reviewed and updated by the City Council every other year and informs all other master plan documents, the budget, and department work plans.

“

***A strategic plan should align with current community values and needs.***

”

A strategic plan reflects current community values and needs. Updating the plan provides an opportunity to check in with the community and ensure that our goals align with needs. The plan works like an action-oriented road map we can use to make progress toward the city's four themes.

This current update process started in 2021. Council, staff, and consultants met between November 2021 and June 2022 to brainstorm and identify themes and goals important for the Albany community. The community was engaged several times in different ways to solicit input. The result was a list of goals that fit into the four themes that have been pillars of Albany's Strategic Plan for years. This affirms the work of previous Councils in identifying those themes and making steady progress toward them. It also allows the current Council to include updated goal areas based on new challenges and opportunities. Finally, it underscores the value of the strategic planning process as a work in progress.

Challenges identified in the current update include the COVID-19 pandemic and its unprecedented impact on the operations of local government; rapidly increasing inflation and supply chain issues; and a potential recession that exacerbates a city budget already challenged in its ability to support needed city services.



“

***This plan will provide guidance for our budgeting over the next four years.***

”

New goal areas that emerged in this update were ensuring cybersecurity; promoting environmental sustainability; strengthening community engagement; and improving our outreach to promote diversity and inclusion.

Strategic planning is vital work for the Albany City Council to undertake at regular intervals, in order to keep emerging community needs at the forefront of our goals and objectives.

Thank you to the citizens of Albany, the City Council, and City staff for their contribution to this working plan. It will provide guidance for our budgeting over the next four years, and I am grateful for the efforts of all who contributed.

Sincerely,



Peter Troedsson  
City Manager





*Thank you to our elected officials, City employees,  
and the Albany community for your input and hard work  
during our strategic planning process.*

## ALBANY CITY COUNCIL

**Stacey Bartholomew**  
*Councilor, Ward 2*  
Term expires 12/31/2022

**Alex Johnson II**  
*Mayor*  
Term expires 12/31/2022

**Bessie Johnson**  
*Councilor, Ward 3*  
Term expires 12/31/2022

**Dick Olsen**  
*Councilor, Ward 1*  
Term expires 12/31/2022

**Matilda Novak**  
*Councilor, Ward 1*  
Term expires 12/31/2024

**Marilyn Smith**  
*Councilor, Ward 3*  
Term expires 12/31/2024

**Ray Kopczynski**  
*Councilor, Ward 2*  
Term expires 12/31/2024





## EXECUTIVE LEADERSHIP TEAM

Peter Troedsson

*City Manager*

Chris Bailey

*Public Works Director*

Mary Dibble

*Central Administrative Officer*

Marcia Harnden

*Police Chief*

Matt Harrington

*Communications and Engagement Officer*

Eric Ikenouye

*Library Director*

Allison Liesse

*City Clerk*

Kim Lyddane

*Parks and Recreation Director*

Sean Park

*Information Technology Director*

Chuck Perino

*Emergency Manager/Safety Officer*

Holly Roten

*Human Resources Director*

Matthew Ruettgers

*Community Development Director*

Seth Sherry

*Economic Development Manager*

Shane Wooton

*Fire Chief*

Jeanna Yeager

*Finance Director*

## CITY STAFF STRATEGIC PLAN TEAM

### CONSULTANT/FACILITATOR

Sara Singer-Wilson  
Ashley Sonoff

### CITY MANAGER'S OFFICE

Mary Dibble,  
*Central Administrative Officer*  
Matt Harrington,  
*Communications &  
Engagement Officer*

### COMMUNITY DEVELOPMENT

Johnathan Balkema,  
*Building Official Manager*  
Anne Catlin, *Comprehensive  
Planning Manager*

### FINANCE

Inga Anderson-Baggett,  
*Payroll Administrator*

Diane Murzynski,  
*Purchasing Coordinator*  
Brett Tieszen,  
*Accounting Supervisor*

### FIRE

Jason Katzenstein,  
*Lieutenant*  
Chris LaBelle,  
*Deputy Fire Chief*  
Kyle Romey,  
*Deputy Fire Chief*

### HUMAN RESOURCES

Melissa Humphries,  
*HR Programs Coordinator*

### INFORMATION TECHNOLOGY

Sean Park, *Information  
Technology Director*

### LIBRARY

Sheena Dickerman,  
*Administrative Services  
Coordinator*  
Michelle Speers,  
*Library Assistant*

### PARKS & RECREATION

Debbie Little, *Administrative  
Services Coordinator*  
Nicole Markel, *Resource  
Development Coordinator*

### POLICE

Marcia Harnden, *Police Chief*  
Buck Pearce, *Lieutenant*

### PUBLIC WORKS ENGINEERING

Chris Cerklewski,  
*Civil Engineer III*  
Manny Kurtz, *Lead  
Engineering Technician*  
Stephanie Rivas-Torres,  
*Billing/Collection Specialist I*  
Shelley Shultz, *Public Works  
Contracting Assistant*

### PUBLIC WORKS OPERATIONS

Adam Cline, *Street  
Maintenance Lead Worker*  
Chris Molthan,  
*Street Maintenance II*  
Jeff Olson,  
*Treatment Facilities Operator*  
Albert Valencia,  
*Treatment Facilities Operator*





The City of Albany's Strategic Plan is built on three foundational elements: our mission, our vision, and our values.

City Council and the Executive Leadership Team developed these fundamental elements as part of the first strategic plan, adopted in 2007. They continue to reflect the core identity of the organization. They summarize the City's purpose — why we do what we do — and what we expect from our staff and elected officials. Using these organizational building blocks as a foundation, staff and Council can work to achieve the Council goals and objectives in this plan.

---

## OUR **MISSION**

*Our mission statement is based on the principles of high quality and continuous improvement.*

---

"Providing quality public services for a better Albany community."

---

## OUR **VISION**

*Our vision statement presents a compelling future toward which our strategic plan is directed.*

---

"A vital and diverse community that promotes a high quality of life, great neighborhoods, balanced economic growth, and quality public services."





---

## OUR VALUES

---

**TRANSPARENT, OPEN, AND HONEST GOVERNMENT.** This value reflects our first and most important responsibility. Our competence is measured and, in fact, reinforced through active engagement of those we serve. We maintain an organizational reputation for openness, honesty, and integrity.

**DEDICATION TO SERVICE.** Our primary duty is to the people we serve. We are accessible, responsive, consistent, and understanding. We provide assistance beyond our customers' expectations, and we find effective solutions to problems that they bring to our attention.

**FISCAL RESPONSIBILITY.** Proper use of public resources is a trust which we continually guard. In our management of this trust, we must avoid even the appearance of impropriety. In our management of public funds, we constantly strive for the greatest possible efficiency and effectiveness to sustain affordable services.

**PERSONAL HONESTY AND INTEGRITY.** Each of us demonstrates the highest standards of personal integrity and honesty in our public activities to inspire confidence and trust in our government.

**EXCELLENCE.** We continually pursue excellence by being creative and professional, taking risks, showing initiative, and being committed to our community and team. In this pursuit, we support continuing education and training for all team members.

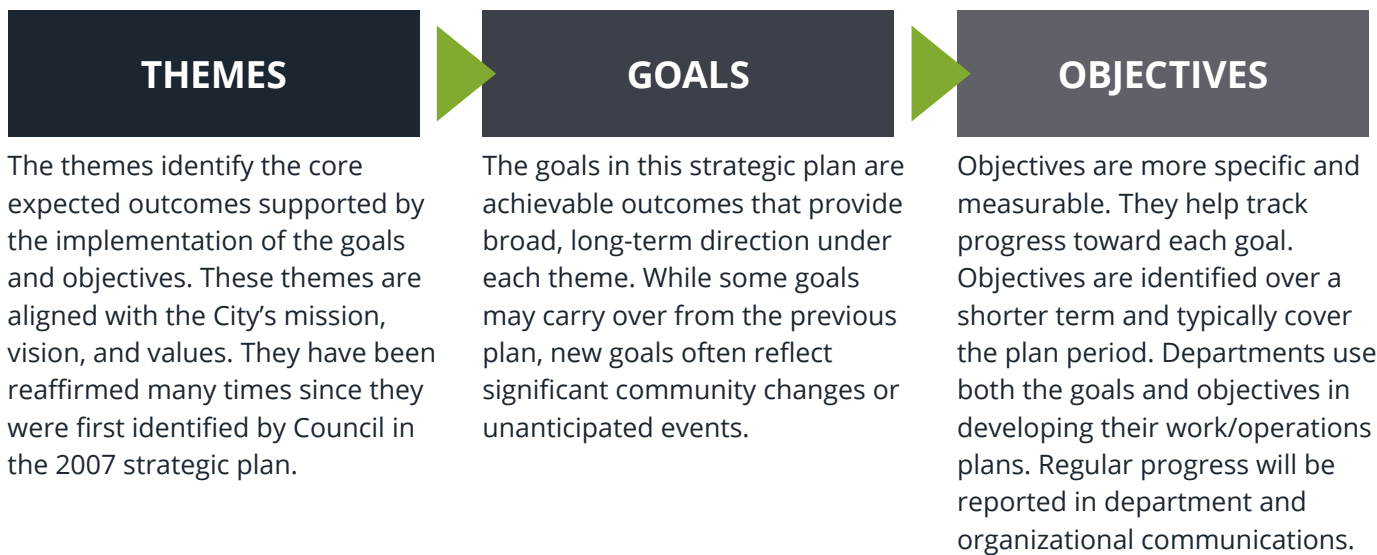
**TEAMWORK.** We are a team that emphasizes high levels of trust and cooperation and a commitment to excellent communications within the organization. We encourage employees to exercise independent judgment in meeting customer needs through professional behavior that is consistent with our values.

**A HUMANE AND DIVERSE ORGANIZATION.** We are a humane organization that honors diversity and protects individual rights. Open communication, respect for others, compassion, and a sense of humor contribute to our positive work environment. We make it possible for every employee to achieve his or her full potential. We value the cultural and social diversity that is reflected in our community, and we welcome the changes and new perspectives that this diversity brings to us. We protect those individuals whose basic rights are placed in jeopardy.



Our strategic plan looks out over a five-year period. It provides the team with direction in addressing immediate needs while planning for long-term projects and initiatives. Council and staff strive to move beyond the plan to foster a culture of strategic management through regular check-ins, progress reports, and updates to the plan.

The team regularly consults the goals, measures objectives, and develops actions as part of the individual department work/operational plans to advance the City's vision and support the four themes that serve as the foundation of our community services. The strategic plan also informs the biennial budget to align resources with implementing the goals and objectives. The strategic plan is updated in alternating years by Council and staff. These regular updates allow the plan to adapt to forces of change such as community demographics, state and federal mandates, fiscal constraints, economic conditions, emerging technologies, and other influences on the City's ability to deliver quality public services for a better Albany community.



## OUR STRATEGIC PLAN HAS FOUR THEMES THAT REFLECT OUR MISSION AND VISION:



**GREAT NEIGHBORHOODS**



**SAFE CITY**





*The strategic planning process is a continual exercise, adjusting to changing community conditions through periodic review and updates.*



**HEALTHY  
ECONOMY**



**EFFECTIVE  
GOVERNMENT**





# Great Neigh

## GOAL 1:

Create and sustain a city of diverse neighborhoods where residents feel good about where they live.

**NEW** Facilitate neighborhood beautification efforts to improve safety and engagement in our neighborhoods.

**NEW** Encourage diversified housing options for households of all income levels and sizes.

**NEW** Encourage pedestrian-oriented housing development options.

Enforce City ordinances when properties are neglected or abandoned to prevent erosion of property values and quality of life.

Consider amendments to the Albany Development Code standards that may hinder development rather than provide clear standards that promote healthy, sustainable, and affordable development and/or redevelopment.



## GOAL 2:

Provide an efficient transportation system with safe streets and alternative modes of transportation.

**NEW** Improve mobility through the development of a connected and safe pedestrian network, creating walkable neighborhoods.

**NEW** Work with local and regional partners to evaluate the feasibility of constructing an additional Willamette River crossing.

Ensure that public facilities, services, sidewalks, and public transportation are ADA accessible.

Utilize available street funding to maintain arterial and collector streets to a minimum Pavement Condition Index (PCI) score of 60, indicating fair or better condition. Address local street needs as funding allows.

Seek additional sources of funding for street maintenance.

Work as a cooperative partner of the Albany Area Metropolitan Planning Organization (AAMPO) for the funding of street and transit improvements.





# borhoods

When updated transit routes are implemented, monitor ridership trends and evaluate stop locations to increase ridership, and improve service frequency and overall system performance.

### GOAL 3:

Provide effective stewardship of Albany's significant natural, cultural, and historic resources.

Continue to partner and coordinate with community groups, such as the Calapooia Watershed Council, on watershed improvement programs and projects to meet Oregon's Statewide Planning Goal 5.

### GOAL 4:

Provide diverse recreational, educational, and cultural opportunities that enrich the lives of our citizens.

**NEW** Increase the number of cultural events as resources permit.

**NEW** Provide opportunities that promote healthy living, recreation, activities, and attractions for people of all ages.

Increase circulated items at the Albany Public Library.

Seek new funding to support library services.

### NEW GOAL 5:

Identify and implement resource conservation and efficiencies where feasible.

**NEW** Attract and promote green business development where possible.

**NEW** Develop a fiscally responsible action plan that protects our natural environment and our limited resources.



# Safe City

## GOAL 1:

Ensure a safe community by protecting people and property.

**NEW** Explore options for crime prevention through environmental design in an effort to increase safety while reducing crime.

Participate in the FEMA National Flood Insurance Program and maintain the City's Community Rating System (CRS) rating.

Use Community Development Block Grant (CDBG) funds to provide funding to community programs that assist the vulnerable children and families in our city.

Collaborate with neighboring communities to improve emergency response reliability and provide a consistent level of emergency response and life safety services.

Plan for equipment replacement and facilities maintenance to adequately address emergency equipment and vehicle needs and long-term maintenance of department facilities.

Reduce property code violations, substandard housing conditions, and inadequate infrastructure.

Pursue projects that eliminate blight and increase community safety.

Continue to minimize the impact of fires on our community.

Plan for adequate staff for increasing calls for service, response times, and community growth.

Facilitate continued development of property surrounding Fire Station 12 as an emergency responder training center.

## GOAL 2:

Provide safe, sufficient, and reliable drinking water, sewage disposal, and drainage systems.

Optimize the operation and management of the Vine Street and Albany-Millersburg water treatment plants to meet regulatory requirements and system demand; efficiently manage energy consumption; and improve water system resilience.

Effectively manage biosolids waste at the Albany-Millersburg Water Reclamation Facility.



14



395











# Healthy Eco

**GOAL 1:**

Enhance the value and diversity of Albany's economy by attracting, retaining, diversifying, and expanding local businesses.

- NEW** Promote trades and vocational training.
- NEW** Support business development in South and East Albany in order to provide more connectivity to services for existing and incoming residential development.

Provide a supportive environment for the development and expansion of businesses, especially those that are locally owned or provide living-wage jobs.

Identify the availability of commercial and industrial land in the Economic Opportunities Analysis. Facilitate development consistent with community goals.

**GOAL 2:**

Strengthen the area's role as a leading regional economic center through local and regional coordination and collaboration on economic development planning and projects.

- NEW** Create an economic development strategy.
- NEW** Explore options for the future of the airport related to best use for the Albany community.

Collaborate with organizations focused on business retention, expansion, startup development, and entrepreneurship to establish new firms and strengthen existing local businesses.



# nomy

### GOAL 3:

Focus on living-wage jobs, training, and education opportunities for Albany residents. Work to achieve a healthy balance of housing and jobs.

Focus on the creation and retention of living-wage jobs that support a healthy local economy and community.

Support the area's educational resources as vital to the social and economic well-being of the community.

Encourage opportunities for increasing skill levels of local workers and entrepreneurial development.

### GOAL 4:

Create a readily identifiable downtown core that is unique and vibrant with a mixture of entertainment, housing, specialty shops, offices, and other commercial uses.

**NEW** Attract a destination hotel in downtown Albany.

**NEW** Support the development of the waterfront.

Leverage urban renewal dollars to maximize the total investment and development effort in Central Albany.

Create an increase in assessed value through public-private partnerships that encourage private investment through strategic public investment.

Recognize and support Albany's unique historic character as a major cultural and tourist-oriented economic resource.

Promote increased residential density in the downtown core.

# Effective Government

## GOAL 1:

Effectively and efficiently deliver the services that Albany's citizens need, want, and are willing to support.

**NEW** Leverage technology to decrease costs and increase efficiencies.

**NEW** Develop a cybersecurity plan to protect city data and information and maintain cybersecurity resilience for business continuity.

**NEW** Develop and maintain plans for the management and replacement of public works assets and core infrastructure.

Monitor and apply for grants that further advance strategic plan goals and objectives.

Cooperate and partner with neighboring jurisdictions to provide assistance, maximize efficiencies, and meet common goals and objectives.

Ensure compliance with all federal and state regulations relating to municipal services.

Establish personnel succession planning for executive and other key leadership positions throughout the organization.

Provide responsive, efficient, customer-oriented service and meet mandated deadlines for project reviews.

Develop a full stormwater management program and identify a stable funding strategy for stormwater utility functions.

Participate in national performance benchmarking for comparison with other jurisdictions.

Implement process improvement projects that reduce processing time and costs or increase revenues.

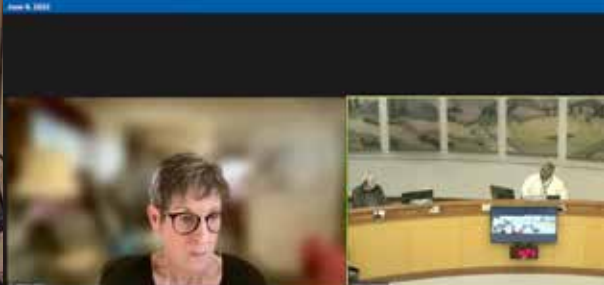
Maintain annual audit results establishing conformance to requirements and generally accepted accounting principles.

Maintain or improve the City's bond ratings.

Maintain appropriate levels of Information Technology (IT) systems availability and services rating.



# COMMUNITY CONVERSATIONS



**Ya esta disponible la asistencia para los clientes residenciales de Albany que tengan bajos ingresos y cumplan con los requisitos.**

**¿Cómo califico?**  
Debe tener un ingreso bruto anual de la familia igual o inferior al 60% del ingreso medio del estado según el tamaño de la familia como se muestra a continuación.

Tamaño de la familia	Ingresos brutos de la familia*	
	Anual	Mensual
1	\$27,806	\$2,317.15
2	\$36,361	\$3,030.10
3	\$44,917	\$3,743.05
4	\$53,472	\$4,456.00
5	\$62,028	\$5,169.00
6	\$70,584	\$5,882.00
7	\$79,139	\$6,595.67
8	\$87,692	\$7,309.33
Por cada miembro adicional		
	\$1,604	\$133.65

**¿Cómo funciona?**  
Si reúne los requisitos, puede obtener en cada factura mensual un crédito por una parte de su consumo de agua (por un máximo de cuatro unidades) y 50% de la tarifa de servicios de su ciudad. Los créditos no se transfieren de un mes a otro. Seguirá pagando todos los demás gastos de la factura.

**¿Cuándo debo solicitar la ayuda?**  
Se aceptan solicitudes a partir del 1 de octubre para recibir asistencia desde el 1 de enero del próximo año. Cada año debe volver a presentar la solicitud.

**Para hacer la solicitud, llame al Consorcio de Servicios Comunitarios (CSC) al 541-926-7163.**  
Si tiene preguntas sobre el programa, llame al 541-304-7522.



**NEW GOAL 2:**

Develop a city communications and engagement strategy that will support an engaged and informed citizenry and build public trust.

- NEW** Pursue effective ways to deal with misinformation.
- NEW** Engage youth in local government.
- NEW** Improve accessibility to local government.
- NEW** Enhance efforts in diversity, equity, and inclusion.

Include communications and public engagement activities in all initiatives, programs, and major projects.





# The 2021-2022 Update Process:

In 2021, SSW Consulting was hired to facilitate the strategic plan update process for 2021- 2022. In November, the consultant conducted interviews with each city councilor and department director. During the interviews, priorities started to emerge, and these served as the basis for a workshop hosted in January 2022. The Council and staff met for a one-day workshop to discuss and explore the themes and potential goals and objectives for the strategic plan. The goal of the workshop was to imagine what the Albany community would look like in ten years.

To inspire ideas, collaboration, and then refinement of goal areas, the group completed visioning, context mapping, and idea mapping exercises. The information captured during these activities provided a foundation for the rest of the process and the summaries that follow represent the robust conversations and explorations that took place during this important phase.

## VISIONING EXERCISE:

The visioning exercise resulted in six themes: livability as the outcome; economic development as a tool; housing; diversifying housing, employment, and recreation; a holistic view of the city; public safety and walkability; and the waterfront project and redevelopment.

## CONTEXT MAPPING:

Staff and Council worked together to make a list of considerations in light of opportunities, challenges, economic climate, community trends, technology factors, uncertainties, and political factors.

The information captured in the context mapping exercise provides a backdrop for developing actionable goals. Several factors were identified as part of the exercise; most are summarized on this page and page 21.

**Opportunities:** Expand community engagement with more opportunities to interact with the Council and city manager. Improve social service outreach with mental health court, expungement clinic, and homelessness. Enhance efforts in diversity, equity, and inclusion. Develop a long-term economic development plan to improve growth and infrastructure planning. Become more business-friendly,

address urban renewal spending, attract green businesses, and make our downtown unique. Evaluate the budget for revenue streams, expenditures, and cost savings (health insurance plans, contracts for competitive pricing), and consider how to effectively communicate the budget to the community. Consider dedicated funding streams for development related to Oregon House Bill 2001 (HB2001)\*, and contemplate different types of neighborhoods or housing developments. Consider opportunities for special districts to possibly expand service areas and/or reduce costs. Find new ways to involve all age groups with recreational programs, increase volunteer opportunities, and especially, get youth involved in volunteer activities.

**Challenges:** Managing state and federal mandates such as vaccines, completing the ADA transition plan\*\*, and the implementation of HB2001. Dealing with population growth alongside a housing shortage, particularly affordable housing, and homelessness. Reducing water usage. Maintaining streets, infrastructure, and service levels in general. Addressing budget constraints (expenses outpacing revenues, low city reserves, funding for infrastructure maintenance), so that the City can be proactive and solution-focused rather than reactive. Improving communication and collaboration among councilors, public, and staff in pursuit of building trust and increasing diversity. Addressing staffing challenges of attracting and retaining skilled, long-term employees.

**Economic Climate:** Rising inflation, and massive increase to the CPI. Supply chain challenges.

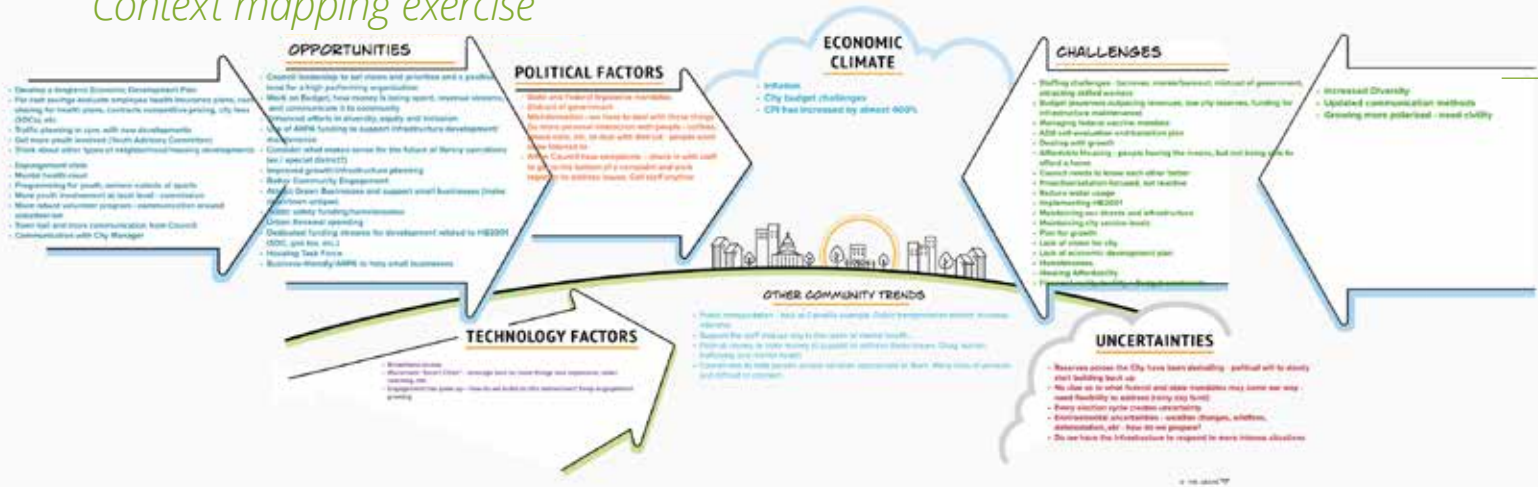
**Community Trends:** Seeking improvements to public transportation and ways to increase ridership. Identifying ways the City can help support appropriate and effective interventions for drug abuse and mental health issues, and pursuing federal, state, and county money to provide meaningful funding.

**Technology factors:** Increasing broadband access. Leveraging technology to decrease costs and increase efficiencies. Seeking ways to build on the momentum of increased citizen engagement to fuel future growth.

*\*HB2001: Oregon House Bill 2001 was passed by the Legislature in 2019. It expands the ability of property owners to build certain traditional housing types, like duplexes, in residential zones.*

*\*\*ADA transition plan: This document outlines the City's plan for compliance with the Americans with Disabilities Act.*

# Context mapping exercise



**Uncertainties:** Committing to rebuilding dwindling City reserve funds. Building the required flexibility (financially and otherwise) to address future unknown federal and state mandates, and environmental uncertainties such as weather, wildfires, deforestation. Weathering the uncertainty that comes with each election cycle at all levels (local, county, state, and federal.)

**Political factors:** Anticipating current and future state and federal mandates and the distrust of government at the federal level which has a trickle-down effect to local government. Dealing effectively with misinformation. Improving Council and staff communication in order to better understand public complaints and effectively address them where possible. Connecting with the public on a more personal level, such as coffee dates and phone calls.

## IDEA MAPPING:

As a result of the context mapping, eight workshop themes were identified: smart growth, long-range planning, infrastructure, fiscal sustainability, partnerships, engagement, civic pride, and housing.

This work set the stage for the goals and objectives outlined in the strategic plan.

## PLAN ALIGNMENT AND IMPLEMENTATION STRUCTURE:

To understand plan alignment, it's important to understand the partnership between the Council and City staff. The Council sets policy (the "what") and staff executes the policy (the "how"). Council sets goals and priorities and approves the City budget. Staff provides technical expertise, aligns goals with resources, and carries out projects and programs.

# Aligning our goals across the organization





**Community Engagement Activities:**

Polco Survey	April 4–22, 2022
Community Conversations	May 31, 2022
Farmers Market	June 4, 2022
Strategic Plan Team input	June–July 2022

Organizational outreach took place during July and August 2022. Directors identified staff in their departments who could help to flesh out the new goals that had emerged, evaluate their feasibility, and identify objectives and actions to move them forward. As experts in the field, the Strategic Plan Team was critical to the success of the Strategic Plan update.



Following the adoption of the strategic plan by Council in September 2022, the Strategic Plan Team will identify Key Performance Indicators (KPIs) to effectively measure progress on achieving plan goals and objectives.

In February 2022, the Council held a work session to revisit the goal areas. Council decided that the new goal areas fit nicely into the four themes identified in the 2019-2023 Strategic Plan document (Great Neighborhoods, Safe City, Healthy Economy, and Effective Government). Working with those four themes, Council then identified new goal areas. The new goal areas helped to form the questions used during the next two phases, community engagement and organizational outreach.

**COMMUNITY ENGAGEMENT AND ORGANIZATIONAL OUTREACH:**

During April, May, and June of 2022, City Manager's Office staff conducted the community engagement phase to solicit public input in a variety of formats. In June 2022, the consultant visited the Council again and provided a summary of the community engagement results. The responses indicated that the majority of people love Albany, its events, downtown, history and people; and specifically, the waterfront, trails, and parks. People also generally enjoy the location of Albany and its proximity to the beach, mountains, and metro areas. Concern was expressed about many of the same issues identified by the City Council, such as environmental sustainability, homelessness, housing affordability and availability, safety issues, and providing ways for the community to connect in meaningful ways.

river close historic restaurants  
 downtown feel city  
 location parks town good  
 community small access  
 people albania shopping area  
 family atmosphere

What do you enjoy most about Albany?



What are the top 1-2 issues for Albany to address in the next 5 years?

built community people  
 homelessness traffic crime  
 growth housing area  
 city albania downtown  
 increased lack population  
 homeless increase town  
 business restaurants



## FUTURE STRATEGIC PLAN REVIEW

The City's Biennial Budget is approved by the Budget Committee and adopted by the City Council every two years. A review of this strategic plan will take place every two years, during the second year of the biennium, when the budget is not under review. Every four years, the City will complete a comprehensive update of the Strategic Plan. The comprehensive update will be informed by the Council and community. It will include Council goal setting, community surveys, and organizational outreach.

The Strategic Plan will be used to:

- Inform department work/operational plans, master plans, and other supplemental documents, such as those listed to the right.
- Define actions in department work/operational plans.
- Identify key performance indicators (KPIs) to track progress on achieving the plan goals and objectives. KPIs will be reviewed annually and the data will be published in an online dashboard, provided in periodic staff updates to Council, and through other outreach to keep the community informed about progress.
- Highlight relevant plan theme(s) in all staff memos to Council.

To stay informed on the progress of the strategic plan, visit [cityofalbany.net/strategicplan](http://cityofalbany.net/strategicplan)

## SUPPLEMENTAL DOCUMENTS

Capital Improvement Plan  
Visit [cityofalbany.net/cip](http://cityofalbany.net/cip)

Comprehensive Plan  
Visit [cityofalbany.net/cd/complan](http://cityofalbany.net/cd/complan)

Emergency Operations Plan  
*Contact 541-917-7725 for more information.*

Natural Hazard Mitigation Plan  
Visit [cityofalbany.net/em/make-a-plan](http://cityofalbany.net/em/make-a-plan)

Parks System Master Plan  
Visit [cityofalbany.net/parks/master-plan](http://cityofalbany.net/parks/master-plan)

Police Work Plan (*formerly APD Strategic Plan*)  
Visit [cityofalbany.net/police](http://cityofalbany.net/police)

Sewer Master Plan  
*Available by contacting Public Works, 541-917-7676.*

Stormwater Master Plan  
*Available by contacting Public Works, 541-917-7676.*

Transit Development Plan  
*Contact 541-917-7667 for more information.*

Transportation System Plan  
Visit [cityofalbany.net/pw/transportation](http://cityofalbany.net/pw/transportation)

Urban Forestry Management Plan  
*Available by contacting Park Maintenance, 541-917-7759.*

Water Master Plan  
*Available by contacting Public Works, 541-917-7676.*

---

*If you have barriers to accessing these materials online, there are public computers available for use at both Albany Public Library locations. If you would like to schedule an appointment to review a printed copy of a plan at City Hall, contact 541-917-7500 or [communications@cityofalbany.net](mailto:communications@cityofalbany.net) to make arrangements.*





To stay informed, visit  
[cityofalbany.net/strategicplan](http://cityofalbany.net/strategicplan)





# Capital Improvement Program



**FY2024  
THROUGH  
FY2028**

DRAFT  
3/13/2023







# Albany City Council

Ward 1



**Mayor  
Alex  
Johnson II**



**Councilor  
Steph  
Newton**



**Councilor  
Matilda  
Novak**

Ward 2



**Councilor  
Jackie  
Montague**



**Councilor  
Ray  
Kopczynski**

Ward 3



**Councilor  
Ramycia  
McGhee**



**Councilor  
Marilyn  
Smith**

# City of Albany

**City Manager**  
Peter Troedsson

**Community  
Development  
Director**  
Matthew Ruetters

**Finance  
Director**  
Jeanna Yeager

**Fire  
Chief**  
Shane Wooton

**Human  
Resources  
Director**  
Holly Roten

**Information  
Technology  
Director**  
Sean Park

**Library  
Director**  
Eric Ikenouye

**Parks &  
Recreation  
Director**  
Kim Lyddane

**Police  
Chief**  
Marcia Harnden

**Public  
Works  
Director**  
Chris Bailey





## City Manager's Message

### To the City Council and Citizens of Albany:

The Capital Improvement Program (CIP) documents the City's needs for infrastructure investment. Concerns about growth, limited resources, increasing regulatory requirements, aging infrastructure, and deferred maintenance appear in almost every CIP. Every year, City staff try to match resources against the highest priority needs for capital investment. And every year the mismatch seems to increase.

The City has limited resources, and good stewardship of our infrastructure requires planning and prioritization. The CIP uses a five-year planning horizon and is guided by the City's Strategic Plan and public input. It lists capital projects and equipment acquisitions and identifies funding sources. The identification of a funding source, however, is not a prerequisite for listing a project: the CIP separates funded and unfunded projects. Lists of "unfunded projects" document those needs which await identification of a funding source. They reflect the real needs of our growing City, and they'll have to be considered as the urgency of their need increases. In the CIP, policy makers and citizens can see the needs that are on the horizon.

There are growing lists of unfunded projects. Increasing regulatory requirements come with significant compliance costs...but rarely with any funding. These funding shortfalls expose the City to the risk of not meeting state and Federal mandates. State shared revenue is a primary source of funding. But this source is subject to competition with other municipalities.

In Oregon, Systems Development Charges (SDCs) are the primary means by which growth pays for additional infrastructure needs that it creates. (SDCs for fire protection are not allowed in Oregon, and taxpayers bear the cost of this growth.) Without SDCs, everyone else would have to pay for growth through increased rates, higher taxes, or deferred maintenance. Albany will continue to grow in the years ahead and the current generation of leaders has a responsibility to make sure the city is ready to meet the needs of future citizens, and to spread the cost of infrastructure over time so any one generation does not have to pay for benefits enjoyed over many years.

The costs of growth and aging infrastructure are unavoidable, but City staff are always looking for innovative ways to close the gaps. Our emphasis is on sound stewardship, and we work diligently to maintain and improve our infrastructure within a resource-constrained environment. Looking to the future, we are optimistic that technological advances, alternate sources of funding, and continued innovation will help in minimizing risks, increasing the efficiency of our infrastructure, and promoting a sustainable environment.

The CIP is intended to benefit from public input. Before adopting the CIP, the Council seeks public comment, and the document is available for review. Please contact me or City staff if you have any questions. We will readily provide answers and amplifying information.

Many thanks to Jeff Babbitt of our Public Works Department, as well as the Executive Leadership Team and their staff! Under Jeff's guidance, and with the benefit of his extensive knowledge and experience, the Leadership Team and staff together have put together this document.

Respectfully submitted,

Peter Troedsson  
City Manager



# Table of Contents

## THE DISCUSSION

Introduction ..... Page 1

Finances ..... Page 7

Community Needs..... Page 11

## THE PROJECTS

Accessibility ..... Page 13

Parks..... Page 21

Public Facilities ..... Page 27

Revitalization..... Page 29

Stormwater ..... Page 33

Transportation..... Page 47

Wastewater..... Page 77

Water ..... Page 97



## Decisions, Decisions, Decisions!

*Strategic planning will focus our community strategies and actions*

The City of Albany Strategic Plan is guided by three fundamental elements: our mission, our vision, and our core values. Our mission statement is based on the principles of high quality and continuous improvement. Our vision statement presents a compelling future toward which our strategic plan is directed. Both our mission and our vision are founded on basic values that guide our actions and reflect what we expect from our employees and elected officials.

**Our Mission:** Providing quality public services for a better Albany community.

**Our Vision:** A vital and diverse community that promotes a high quality of life, great neighborhoods, balanced economic growth, and quality public services.

If our mission and vision statements are to have any meaning, they must be accompanied by deliberate planning efforts to move the organization and community toward a desired future. This requires clearly defined goals, proactive objectives, committed leadership, and effective management under significant forces of change. These forces include changing community demographics, new state and federal mandates, fiscal constraints, changing economic conditions, emerging technologies, and many other influences on our service delivery efforts. High-performing organizations are those that learn to anticipate and adapt to change by creating value for those we serve, and motivation and meaning for those who serve them. The best tool for accomplishing our community objectives is strategic planning. Therefore, the Albany City Council has developed a strategic plan.


The four primary themes of the strategic plan are Great Neighborhoods, a Safe City, a Healthy Economy, and an Effective Government.

### Financial Planning

The Capital Improvement Program (CIP) is a planning document that identifies capital projects in the next five-year horizon for elected officials, citizens, and staff. The first two years of the CIP will be the basis for developing the capital portion of the forthcoming city budget for 2023-2025. This CIP shows the total cost of a project in the year it is funded. Once a project appears in the first two years of the CIP and makes it into the budget, it does not appear again in the CIP because the project has moved beyond the planning phase.

### How to Use This Report

Each section of the report deals with a major infrastructure service the City provides. You will find separate sections for accessibility, finance, parks, public facilities, revitalization, stormwater, transportation, wastewater, and water. There is



also a community needs section showing the most important projects without secured funding sources.

Each project scheduled over the next five years is individually identified. Each project shows the total cost and the sources of money used to pay for it. In certain cases, special emphasis by way of a signpost is shown for projects financed through General Obligation bonds or revenue bonds, along with those projects qualifying for System Development Charge funding for some or all of their costs.

Example:

**REVENUE BOND**

**SDC**

Each project has a unique CIP identification number attached to it. Related projects occurring in different areas, or over several years, are linked by use of a phase identifier. As a result, on any given project sheet, you will also see all the related projects regardless of the CIP section in which they appear.

Throughout the CIP document there are many commonly-used acronyms. The following list provides those most frequently used:

- AC – Asbestos Cement
- CARA – Central Albany Revitalization Area
- HDPE – High Density Polyethylene
- SDC – System Development Charges
- STP – Surface Transportation Program

## **The CIP Process**

Actually, it is fairly simple. This report is distributed to the City Council, Planning Commission, and Budget Committee and copies are made available to the public at the libraries, City Hall, and on the City's website. A joint work session of the City Council, Planning Commission, and Budget Committee is held to go over the proposed project list and give opportunity to ask questions to clarify issues and information.

Following the joint work session, a public hearing is held where everyone is invited to express their opinion about these plans for the future. Following the public hearing process, the City Council revises the CIP as necessary and then adopts the final Program. This final version becomes the basis for projects found in the City Budget.

## **Cross Check: Accomplishments and On-going Projects**

The following list shows projects funded in prior CIPs and budgets that are currently in process or that have been revised or completed. Because these and earlier continuing projects have been authorized and funded, they no longer appear in the detail pages of the CIP.



## **ACCESSIBILITY**

**IN PROCESS #2172 Washington Street ADA Improvements – 3<sup>rd</sup> Avenue to 9<sup>th</sup> Avenue**  
Construction is currently scheduled for summer 2023.

## **PARKS**

**COMPLETED #1899 Henderson Park Playground Replacement**

**IN PROCESS #2380 Timber Ridge Park Development**  
Construction is currently scheduled for summer 2023.

**DEFERRED #2008 East Thornton Lake Natural Area Development**  
Planning and design will continue for first phase. Construction will only advance if short- and long-term operating funds can be secured.

## **PUBLIC FACILITIES**

**DEFERRED #2179 Fire Station 14 Water Reclamation Project**  
This project is currently on hold pending sufficient funding.

## **TRANSPORTATION**

**COMPLETED #2226 24<sup>th</sup> Avenue Rehabilitation: Jackson Street to Geary Street**

**COMPLETED #2228 Davidson Street Rehabilitation: 14<sup>th</sup> Avenue to 16<sup>th</sup> Avenue**

**COMPLETED #2437 Periwinkle Path Extension**

**COMPLETED #2438 Madison Street Bicycle Safety Improvements**

**COMPLETED #2445 Chicago Street Infill**

**IN PROCESS #2382 Queen Avenue Rehabilitation: 99E to City Limits**  
Construction is currently scheduled for summer 2023.

**IN PROCESS #2387 Washington Street Overlay: 1<sup>st</sup> Avenue to Pacific Blvd**  
Construction is currently scheduled for summer 2023.

**IN PROCESS #2435 Salem Avenue Bridge Over Cox Creek**  
Construction is currently scheduled for summer 2024.

**IN PROCESS #2436 Geary Street Sidewalk Improvements**  
Construction is currently scheduled for summer 2024.

**IN PROCESS #2439 Fourteenth Avenue: Clay and Geary Street Overlay**  
Construction is currently scheduled for summer 2023.



**IN PROCESS #2457 Albany Transit Operations Facility**

Design will continue through summer 2023. Construction will only advance if funding can be secured.

**DELETED #2434 Lyon Street and 1<sup>st</sup> Avenue Turn Lane Improvements**

Design cost estimates were significantly higher than anticipated. This project will be reprogrammed into the CIP.

**WASTEWATER**

**COMPLETED #2415 Albany-Millersburg Water Reclamation Facility Compost Improvements**

**COMPLETED #2416 Albany-Millersburg Water Reclamation Facility Dewatering Improvements**

**COMPLETED #2417 2021 Collection System Rehabilitation Projects**

**COMPLETED #2449 Chicago Street Sewer Infill**

**IN PROCESS #2396 Washington Street Sewer Improvements**

Construction is currently scheduled for summer 2023.

**IN PROCESS #2426 Cox Creek Interceptor Project Phase 2**

Construction is currently scheduled for summer 2023.

**WATER**

**COMPLETED #2003 24<sup>th</sup> Avenue Water Line: Hill Street to Geary Street**

**COMPLETED #2301 Davidson Street Water Line: 14<sup>th</sup> Avenue to 16<sup>th</sup> Avenue**

**COMPLETED #2398 Vine Street Water Treatment Plant Improvement Projects**

**COMPLETED #2425 Vine Street Water Treatment Plant Clearwell Improvements**

**COMPLETED #2450 Chicago Street Water Line Infill**

**COMPLETED #2451 Eagle View and Wishram Water Line**

**IN PROCESS #2188 Jefferson Street Water Line Replacement**

Construction is currently scheduled for spring 2023.

**IN PROCESS #2400 Queen Avenue Water Line: 99E to City Limits**

Construction is currently scheduled for summer 2023.

**IN PROCESS #2401 Queen Avenue Water Line: 99E to Marion Street**

Construction is currently scheduled for summer 2023.

**IN PROCESS #2404 Washington Street Water Line: 2<sup>nd</sup> Avenue to Pacific Blvd**

Construction is currently scheduled for summer 2023.

**IN PROCESS #2452 Ferry Street Water Line**  
Construction is currently scheduled for summer 2023.

**IN PROCESS #2459 Water Avenue Water Line**  
Construction is currently scheduled for summer 2023.

**IN PROCESS #2460 Calapooia Street Water Line**  
Construction is currently scheduled for summer 2023.

## **Got a Question?**

Some of the information and issues in this report can be rather complex. If you are having trouble understanding something or have a question, your City staff stands ready and willing to provide the information you need.

For information please contact:

### **Communications Team**

541-917-7535

[communications@cityofalbany.net](mailto:communications@cityofalbany.net)

## **Paying for Capital Projects**

*A preliminary look at financing, pending further decisions*

**L**et us make it clear right at the top: there is not enough money available for all the projects the City needs to do. In most cases the availability of adequate funding for a project depends on the sources of funding for that project. Furthermore, many funds are restricted by law to be used only for the purposes for which the fund was created. For instance, Water Fund revenue can only be spent on water projects. The money each of these funds receives must be spent for the purposes for which the fund was created.

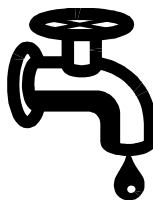
### **Sources of Funding**

The table on the next page shows the relative breakdown of funding sources for all the projects contained in the 2024-2028 CIP.

This chart shows a projection of funds needed for projects in any given year. As you can see, the relative amounts of money can vary significantly and can change from year to year based on the projects being constructed.

Grants are a one-time source of money. To rely on grants as a major source of improving our infrastructure is a precarious approach. The money may or may not be there and is available only through decisions made outside our community. While the City actively looks to get grants where available, we typically have to provide our own source of money for a portion of the cost, even on grant projects.

Any given project can have funding from more than one source. For instance, a major sewer upgrade project may be funded by a combination of Sewer Rate revenue and Sewer System Development Charges (SDC) revenue. Each project in this CIP will have all funding sources clearly identified.



#### **What is a Fund?**

A fund is an accounting term that denotes a stand-alone operation that has its own set of accounting books. Even though it is part of the City, for financial purposes it operates as a separate service.



## Projected Cost Totals by Funding Source

FUNDING SOURCE	2024	2025	2026	2027	2028	TOTAL
City of Millersburg	\$166,750	\$0	\$0	\$0	\$0	\$166,750
North Albany Water Capital Charge	\$700,000	\$0	\$0	\$0	\$0	\$700,000
Parks and Recreation	\$0	\$0	\$500,000	\$0	\$0	\$500,000
SDC Improvement - Parks	\$1,500,000	\$0	\$0	\$0	\$0	\$1,500,000
SDC Improvement – Transportation	\$0	\$420,000	\$0	\$0	\$0	\$420,000
SDC Reimbursement – Transportation	\$150,000	\$630,000	\$150,000	\$150,000	\$150,000	\$1,230,000
Sewer Rates/Operating Revenues	\$4,425,000	\$11,067,000	\$10,187,000	\$1,300,000	\$1,300,000	\$28,279,000
State of Oregon STBG - AAMPO	\$1,904,500	\$2,200,000	\$0	\$0	\$0	\$4,104,500
State Grant	\$0	\$0	\$2,000,000	\$0	\$0	\$2,000,000
Stormwater Rates/Operating Revenues	\$850,000	\$400,000	\$400,000	\$400,000	\$400,000	\$2,450,000
Street Capital Reserves	\$3,385,500	\$2,992,000	\$2,450,000	\$3,784,000	\$1,826,000	\$14,437,500
Water Rates/Operating Revenues	\$2,533,250	\$3,400,000	\$2,925,000	\$1,400,000	\$2,600,000	\$12,858,250
<b>TOTAL:</b>	<b>\$15,615,000</b>	<b>\$21,109,000</b>	<b>\$18,612,000</b>	<b>\$7,034,000</b>	<b>\$6,276,000</b>	<b>\$68,646,000</b>

## **Financing Projects with Bonds or Loans**

The City finances capital projects primarily through taxes and fees for service. In order to stretch the buying power of the available resources and to pay for big-ticket projects, the City may issue General Obligation bonds or revenue bonds. Bonds are sold in the worldwide financial marketplace in order to get the lowest interest rate possible. The federal tax code provides for municipal bonds that can be tax-exempt for the people or institutions that buy them. Because of this tax break, the interest rate is usually much lower than would be paid for a prime-rate loan from a bank. This saves the taxpayers money.

There are two types of bonds:

General Obligation (GO) bonds must be approved by a vote of the people before they can be issued. This is because GO bonds result in an additional property tax above and beyond the property tax otherwise paid. The bonds are secured by the revenue from the tax and the tax lasts only for the life of the bonds, usually 15 to 20 years.

Revenue bonds are not backed by property taxes and, in Albany, also require a vote of the people. Revenue bonds are repaid out of specific revenues, such as water rates for a water revenue bond.

In addition to bonds, the City can secure a loan from a bank or other source. It is important to remember bonds and loans are not a source of revenue; they are financing tools. The sources of revenue to pay for the projects are the taxes or rates that secure the bonds or loan.

## **The Five-Year Plan in a Snapshot**

The following table shows the total cost of projects authorized in each of the next five years for each major category of capital projects. Some projects will be paid for in a single year, while other projects will take three years or more to complete.

Occasionally new issues, changing cost and revenue realities, or shifts in City priorities will cause a project, or a number of projects, to be either bumped forward or back in the five-year schedule. Any changes of this nature would be reflected in future CIP documents.

## Projected Cost Totals by Category

<b>CATEGORY</b>	<b>2024</b>	<b>2025</b>	<b>2026</b>	<b>2027</b>	<b>2028</b>	<b>TOTAL</b>
Accessibility	\$150,000	\$150,000	\$150,000	\$150,000	\$150,000	\$750,000
Parks	\$1,500,000	\$0	\$500,000	\$0	\$0	\$2,000,000
Public Facilities	\$0	\$0	\$0	\$0	\$0	\$0
Revitalization	\$0	\$0	\$0	\$0	\$0	\$0
Stormwater	\$850,000	\$400,000	\$400,000	\$400,000	\$400,000	\$2,450,000
Transportation	\$5,290,000	\$6,092,000	\$4,450,000	\$3,784,000	\$1,826,000	\$21,442,000
Wastewater	\$4,425,000	\$11,067,000	\$10,187,000	\$1,300,000	\$1,300,000	\$28,279,000
Water	\$3,400,000	\$3,400,000	\$2,925,000	\$1,400,000	\$2,600,000	\$13,725,000
<b>GRAND TOTALS:</b>	<b>\$15,615,000</b>	<b>\$21,109,000</b>	<b>\$18,612,000</b>	<b>\$7,034,000</b>	<b>\$6,276,000</b>	<b>\$68,646,000</b>

### Major Needs that Remain Unfunded

*Projects to strengthen our community...if funding is made available*

This section of the CIP highlights projects that are considered important but do not have a funding plan identified.

#### Fire and Police Departments

- Both Fire and Police emergency responders lack adequate local training facilities to develop new skills and maintain proficiency and current capabilities. Emergency responders' skills must be maintained to safely and adequately handle the numerous high-risk and hazardous events they encounter. The Fire Department's training tower was demolished to accommodate construction of a new main fire station. Construction of the new station did not include replacing this critical aspect of a training center and firefighters currently travel to other communities to complete this essential training. A functional tower is an important training aid for firefighters and an important part of a training center. At this time the best solution is to relocate the City bus storage from behind Fire Station 12, build a new training tower, and enhance the training capabilities at that location. The Departments will continue to evaluate options for adequate space to conduct necessary training activities.
- Fire and Police facilities need to be maintained. The asphalt around Fire Station 12 on 34th Avenue needs to be replaced. A direct funding source for building and property maintenance is currently not available, and this creates ongoing maintenance issues for the Fire Department as facilities age. Both Fire and Police need long-term dedicated funding to properly maintain existing facilities.
- Fire Department emergency communications systems and radios have received state dispersed funding to upgrade the current VHF radio system used by fire departments within Linn County. This upgrade will add many years to the radio system, however, the fire department still needs to plan to upgrade to a digital radio system in the future. An adequate radio directly relates to firefighter safety as firefighters must be able to communicate appropriately with command staff and dispatch during a critical emergency event. This is a major project that will require much coordination and funding from multiple agencies or an outside grant.
- As the workforce continues to change, the Fire Department will need to update the locker rooms at three of their stations to a gender-neutral design. Currently the women's locker room is too small to accommodate more than one female firefighter at a time at Station 13 and 14.

#### Park Repair and Replacement Needs

There continues to be a significant backlog of park repair and replacement. Examples of these projects include the replacement of older playgrounds which are difficult to service and no longer meet safety guidelines; antiquated and inefficient irrigation systems; aged and problematic ballfield lighting systems; crumbling walkways and parking lots; and park buildings/structures which need updated or replaced. The 2021 park master plan recognizes these challenges but also recognizes that without additional



funding sources, our ability to address these problems is very limited. The newly enacted City Services Fee is helping us slow down the growth of the backlog by using funds for necessary public facing improvements which frees up a limited amount of maintenance funding to deal with long term infrastructure needs. As costs continue to climb the effectiveness of this funding will gradually diminish over the next few years. In the short term it helps stabilize our projected maintenance backlog at approximately four million dollars.

## **Street Construction and Preventative Maintenance**

The need for street repairs and improvements continues to grow while funding remains relatively stagnant. The 2017 Keep Oregon Moving Bill provides an incremental increase in the state gas tax through 2024 which helps but it is not enough to fully fund proper repair and maintenance of the City's pavement infrastructure. Furthermore, the Oregon Department of Transportation has capped the State Surface Transportation Block Grant (STBG) Program which historically has provided Albany (and other agencies) state funds in exchange for Federal funding allocated through the Albany Area Metropolitan Planning Organization. Arterial and collector streets serve most Albany residents, visitors, and commercial traffic. Albany's Strategic Plan identifies an objective to maintain collector and arterial streets in fair or better condition, and address local street needs as funding allows. Current revenues fall substantially short of the funding levels needed to provide targeted routine maintenance (i.e. overlays, etc.). Without adequate maintenance, roads will continue to deteriorate and ultimately require full reconstruction which is several times more expensive than ongoing repair and preventative maintenance.

## **Stormwater Infrastructure**

The City established a new utility for stormwater in 2017 which created a dedicated funding source for stormwater activities. Rates were first set at levels meant to produce enough revenue to cover limited stormwater activities already conducted by the City but previously funded using other resources. In 2020, the City Council approved a rate increase that will generate additional revenue to fund new requirements placed on the City by the Municipal Separate Storm Sewer System (MS4) permit and to fund stormwater improvements associated with planned street projects. While an important increase, this funding target does not create any dedicated capital funds in the stormwater utility and the list of unfunded needs in the system continues to grow. The City's stormwater master plan was adopted in June 2021 and identifies capital improvement projects required to address existing capacity constraints, and utility extensions to serve growth.

Stormwater utility funding is critical to the success of stormwater management in Albany. Additional funding will be required in future years to begin implementing an asset management approach for stormwater, to fund capital projects for pipe replacement, and to address unserved and underserved areas of the city.

## **Albany Train/Multimodal Station**

The Albany train/multimodal station has been a great success. The station is seeing high volumes of use and often the existing parking is near or at capacity. To allow continued growth of the multiple transportation services using the station to service the region, additional space for parking will need to be developed.

### Addressing Physical Barriers

The City recognizes that one of the characteristics of a truly great city is a commitment to ensuring all members of the community have equal access to public and private facilities and amenities. We strive to have inclusive public infrastructure that adequately meets the needs of all citizens. Through progressive efforts, Albany’s public facilities will become increasingly accessible.

#### Acknowledging We Cannot Remedy All Issues Now

From steep slopes to stairs, there are many barriers to accessibility around the City. This is common in established cities, as much of the infrastructure, including sidewalks, was constructed before accessibility standards were enacted or even considered. The prevalence of these barriers may make complete accessibility seem daunting. Careful planning and proactive efforts ensure continued measurable progress will bring considerable benefits to Albany’s citizens. In addition, because all new projects are required to be accessible, the number of deficiencies throughout the city will decline as the City continues to invest in replacing infrastructure that has exceeded its design and functional life.



In compliance with the Americans with Disabilities Act (ADA), fixing accessibility deficiencies is incorporated into the City’s transportation infrastructure upgrade plans. This includes incorporation into transit improvement plans and the installation of new curb ramps where none exist. Staff will continue to design and implement plans for improved accessibility. Such plans for new projects will meet either the *ADA Standards for Accessible Design* or the Access Board’s *Accessibility Guidelines for Pedestrian Facilities in the Public Right-of-Way*.

#### Transitioning toward Accessible Facilities

During the past biennium, Public Works completed an ADA self-evaluation and developed an updated transition plan to remove barriers to accessibility in the ROW. Completion of a comprehensive citywide ADA self-evaluation and an updated transition plan will be completed during fiscal year 2024. The plan will guide the City in making Albany’s facilities, parks, public right-of way, programs, services, and activities accessible to all. The primary ADA construction project is the Accessibility Program which will address barriers to accessibility that are prioritized using criteria outlined in the ROW transition plan. As required by the Americans with Disabilities Act, complaint areas are a first priority.

Separate from dedicated ADA projects, the City continues to make substantial investments in improving accessibility throughout Albany. These efforts are typically paired with other required maintenance or capital project activities. For instance, when a street improvement is planned, City staff evaluates the need for curb ramp placement or replacement and incorporates this work into the project. Many new ADA-compliant curb ramps are added each year through this process.

Private development proposals are also evaluated for accessibility compliance, inspections are performed to ensure all new public and private construction meets accessibility requirements, and complaints about

inaccessible public and private elements and facilities are received and investigated. Our goal is to address access-related citizen concerns in a timely and productive manner while continuing to transition City facilities toward improved accessibility.

## Funding Summary

The following table shows the total amount of projects scheduled in each of the five years of this CIP, broken down by the source of the funding. The costs shown are the projected construction costs in the year the project is proposed. Each year we take the estimated cost of the projects and bring them up to current year costs by applying the change in the Engineering News-Record (ENR) construction cost index for Seattle. The future year costs then have an annual three percent inflation factor added in to estimate the cost in the year proposed.

## Projected Cost Totals

FUNDING SOURCE	2024	2025	2026	2027	2028	TOTAL
SDC – Reimbursement – Transportation	\$150,000	\$150,000	\$150,000	\$150,000	\$150,000	\$750,000
<b>GRAND TOTALS:</b>	<b>\$150,000</b>	<b>\$150,000</b>	<b>\$150,000</b>	<b>\$150,000</b>	<b>\$150,000</b>	<b>\$750,000</b>

## Funded Projects Summary & Detail

The following projects have been identified for inclusion in this five-year Capital Improvement Program.

Each project shown below is explained in detail on the pages that follow. Projects are listed in the fiscal year order they are planned to occur, and in CIP ID# order within a given fiscal year set.

CIP #	Phase	Title	Projected Total
<b>Plan Year: 2023 – 2024</b>			
2462		ACCESSIBILITY PROGRAM	\$150,000
			<b>Total for FY 2023 - 2024</b>
			<b>\$150,000</b>
<b>Plan Year: 2024 – 2025</b>			
2463		ACCESSIBILITY PROGRAM	\$150,000
			<b>Total for FY 2024 - 2025</b>
			<b>\$150,000</b>
<b>Plan Year: 2025 – 2026</b>			
2464		ACCESSIBILITY PROGRAM	\$150,000
			<b>Total for FY 2025 - 2026</b>
			<b>\$150,000</b>
<b>Plan Year: 2026 – 2027</b>			
2465		ACCESSIBILITY PROGRAM	\$150,000
			<b>Total for FY 2026 - 2027</b>
			<b>\$150,000</b>
<b>Plan Year: 2027 – 2028</b>			
2466		ACCESSIBILITY PROGRAM	\$150,000
			<b>Total for FY 2027 - 2028</b>
			<b>\$150,000</b>
			<b>Grand Total for Accessibility:</b>
			<b>\$750,000</b>

**Plan FY: 2023-2024 ACCESSIBILITY PROGRAM**

**CIP Project #: 2462**

---

**Master Plan:** **Plan Element:**  
**Category:** Transportation **Classification:** Accessibility  
**Department:** Public Works Department

**Total Cost:** \$150,000 **SDC**

Improvements to remove barriers to accessibility in the right of way during this fiscal year are not yet identified. The Public Works Americans with Disabilities Act (ADA) Self-Evaluation and Transition Plan for the public right-of-way will help determine appropriate improvements. The ADA Transition Plan includes a comprehensive list of accessibility improvements and recommended prioritization.

Operating Budget Impact: No increase in operating costs is expected.

**Funding Sources For This Project:**

<u>Activity</u>	<u>Funding Source</u>	<u>Projected Amount</u>
25040260	SDC-REIMBURSEMENT-TRANSPORTATION	\$150,000
Total:		\$150,000

**Plan FY: 2024-2025 ACCESSIBILITY PROGRAM**

**CIP Project #: 2463**

---

**Master Plan:**

**Plan Element:**

**Category:** Transportation

**Classification:** Accessibility

**Department:** Public Works Department

**Total Cost:** \$150,000 **SDC**

Improvements to remove barriers to accessibility in the right of way during this fiscal year are not yet identified. The Public Works Americans with Disabilities Act (ADA) Self-Evaluation and Transition Plan for the public right-of-way will help determine appropriate improvements. The ADA Transition Plan includes a comprehensive list of accessibility improvements and recommended prioritization.

Operating Budget Impact: No increase in operating costs is expected.

**Funding Sources For This Project:**

<u>Activity</u>	<u>Funding Source</u>	<u>Projected Amount</u>
25040260	SDC-REIMBURSEMENT-TRANSPORTATION	\$150,000
	Total:	\$150,000

**Plan FY: 2025-2026 ACCESSIBILITY PROGRAM**

**CIP Project #: 2464**

---

**Master Plan:** **Plan Element:**  
**Category:** Transportation **Classification:** Accessibility  
**Department:** Public Works Department

**Total Cost:** \$150,000 **SDC**

Improvements to remove barriers to accessibility in the right of way during this fiscal year are not yet identified. The Public Works Americans with Disabilities Act (ADA) Self-Evaluation and Transition Plan for the public right-of-way will help determine appropriate improvements. The ADA Transition Plan includes a comprehensive list of accessibility improvements and recommended prioritization.

Operating Budget Impact: No increase in operating costs is expected.

**Funding Sources For This Project:**

<u>Activity</u>	<u>Funding Source</u>	<u>Projected Amount</u>
25040260	SDC-REIMBURSEMENT-TRANSPORTATION	\$150,000
	Total:	\$150,000

**Plan FY: 2026-2027 ACCESSIBILITY PROGRAM**

**CIP Project #: 2465**

---

**Master Plan:**

**Plan Element:**

**Category:** Transportation

**Classification:** Accessibility

**Department:** Public Works Department

**Total Cost:** \$150,000 **SDC**

Improvements to remove barriers to accessibility in the right of way during this fiscal year are not yet identified. The Public Works Americans with Disabilities Act (ADA) Self-Evaluation and Transition Plan for the public right-of-way will help determine appropriate improvements. The ADA Transition Plan includes a comprehensive list of accessibility improvements and recommended prioritization.

Operating Budget Impact: No increase in operating costs is expected.

**Funding Sources For This Project:**

<u>Activity</u>	<u>Funding Source</u>	<u>Projected Amount</u>
25040260	SDC-REIMBURSEMENT-TRANSPORTATION	\$150,000
	Total:	\$150,000



**Plan FY: 2027-2028 ACCESSIBILITY PROGRAM**

**CIP Project #: 2466**

---

**Master Plan:**

**Category:** Transportation

**Department:** Public Works Department

**Plan Element:**

**Classification:** Accessibility

**Total Cost:** \$150,000

**SDC**

Improvements to remove barriers to accessibility in the right of way during this fiscal year are not yet identified. The Public Works Americans with Disabilities Act (ADA) Self-Evaluation and Transition Plan for the public right-of-way will help determine appropriate improvements. The ADA Transition Plan includes a comprehensive list of accessibility improvements and recommended prioritization.

Operating Budget Impact: No increase in operating costs is expected.

**Funding Sources For This Project:**

<u>Activity</u>	<u>Funding Source</u>	<u>Projected Amount</u>
25040260	SDC-REIMBURSEMENT-TRANSPORTATION	\$150,000
	Total:	\$150,000

# Limited Resources Continue to Delay Parks Projects

Park projects are funded by a mix of resources from outside grants, private donations, Parks System Development Charges, the Parks and Recreation Department’s annual operating fund and beginning in 2022 the parks portion of the City Services Fee. It is anticipated that park operating and project funds will continue to fall short of identified needs. This requires a continuation of our conservative approach to improvements described in the Parks Master Plan.

The current parks master plan was adopted in January 2021. This plan focuses on taking care of existing resources, building for anticipated population growth, and providing program opportunities for residents, with a focus on underserved populations.

While we continue to look for creative ways to fund replacement, most playground projects have been suspended indefinitely due to lack of reliable funding. Projects at Draper, Grand Prairie and Pineway parks have been deferred to future years. We hope to find funding in the current five-year cycle for playground replacements at Deerfield and Lehigh parks. In 2022 we were able to replace the playground at Henderson Park and change its status on the CIP to completed.

One new park is proposed in the CIP for the summer of 2023. To meet the needs of the substantial growth on the east side of Interstate 5, we are planning a small, young child/preschool and nature play oriented park on City owned property between Timber Ridge and Meadow Ridge Schools. Target for construction is summer of 2023. Parks SDC’s will fund this project in its entirety. Because of park location, design, and small size, we believe that we can maintain this new park within our existing resources.

The East Thornton Lake Natural Area remains on our CIP list. With projected constraints on operating and maintenance budgets, development will only advance if construction and operating funds can be secured.

The parks department will work with partners and other City departments on trails and paths that provide safe linkages to parks and other facilities for pedestrians and bicycles.

Finally, the parks department will continue to work with CARA and Public Works to make improvements to park managed spaces as the features described in Albany’s Waterfront Plan are developed in 2023 and 2024.

## Funding Summary

The following table shows the total amount of projects scheduled in each of the five years of this CIP, broken down by the source of the funding. The costs shown are the projected construction costs in the year the project is proposed. Each year we take the estimated cost of the projects and bring them up to current year costs by applying the change in the Engineering News-Record (ENR) construction cost index for Seattle. The future year costs then have an annual three percent inflation factor added in to estimate the cost in the year proposed.

## Projected Cost Totals

<b>FUNDING SOURCE</b>	<b>2024</b>	<b>2025</b>	<b>2026</b>	<b>2027</b>	<b>2028</b>	<b>TOTAL</b>
Parks and Recreation	\$0	\$0	\$500,000	\$0	\$0	\$500,000
SDC – Improvement - Parks	\$1,500,000	\$0	\$0	\$0	\$0	\$1,500,000
<b>GRAND TOTALS:</b>	<b>\$1,500,000</b>	<b>\$0</b>	<b>\$500,000</b>	<b>\$0</b>	<b>\$0</b>	<b>\$2,000,000</b>

# Funded Projects Summary & Detail

The following projects have been identified for inclusion in this five-year Capital Improvement Program. Each project shown below is explained in detail on the pages that follow. Projects are listed in the fiscal year order they are planned to occur, and in CIP ID# order within a given fiscal year set.

CIP #	Phase	Title	Projected Total
<b>Plan Year: 2023 – 2024</b>			
2380		MEADOW RIDGE PARK DEVELOPMENT	\$1,500,000
<b>Total for FY 2023 - 2024</b>			<b>\$1,500,000</b>
<b>Plan Year: 2025 – 2026</b>			
1893		DEERFIELD PARK PLAYGROUND REPLACEMENT	\$500,000
<b>Total for FY 2025 - 2026</b>			<b>\$500,000</b>
<b>Grand Total for Parks:</b>			<b>\$2,000,000</b>

**Plan FY: 2023-2024 MEADOW RIDGE PARK DEVELOPMENT**

**CIP Project #: 2380**

**Master Plan:** Parks Master Plan

**Plan Element:**

**Category:** Parks

**Classification:** Growth Capital Projects

**Department:** Parks Department

**Total Cost:** \$1,500,000

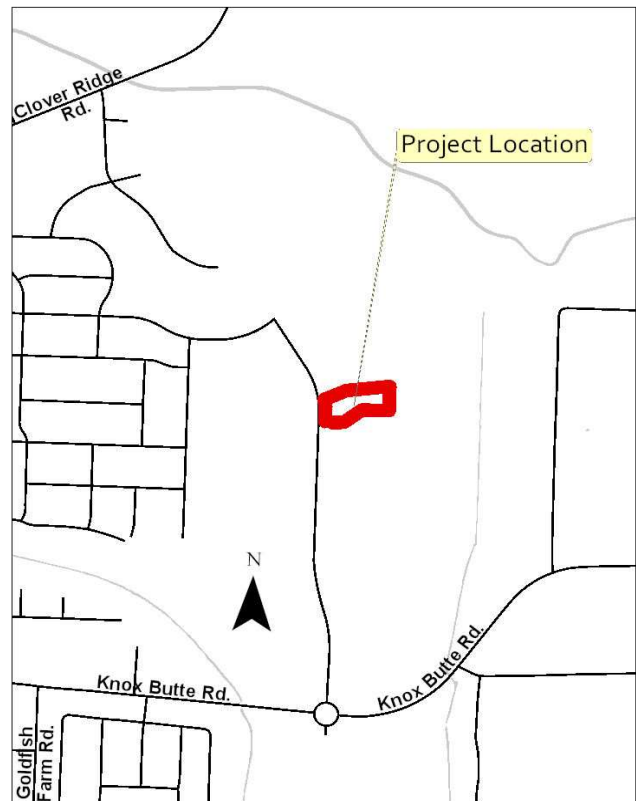
**SDC**

This playground and park project will provide a neighborhood park and recreational facilities for those on the rapidly growing east side of Interstate 5. The plan is for a playground and natural features focused on the needs of preschool and young school age children. This park will complement the Meadow Ridge and Timber Ridge schools which are located just to the north and south of the property.

**Operating Budget Impact:** This small space project will be designed to minimize its impact on the already tight park maintenance budget. We anticipate the cost of maintaining will be less than \$10,000 per year over the first 10 years of operation.

**Funding Sources For This Project:**

<u>Activity</u>	<u>Funding Source</u>	<u>Projected Amount</u>
20250505	SDC-IMPROVEMENT-PARKS	\$1,500,000
Total:		\$1,500,000



**Plan FY: 2025-2026 DEERFIELD PARK PLAYGROUND REPLACEMENT**

**CIP Project #: 1893**

**Master Plan:** Parks Master Plan

**Plan Element:**

**Category:** Parks

**Classification:** Park Renovations

**Department:** Parks Department

**Total Cost: \$500,000**

Deerfield Park is a neighborhood park located in southeast Albany. Until recently the school district owned the park and the City parks department leased and managed it. The City now owns the park and will be doing needed upgrades on the playground and other amenities that couldn't be done until gaining ownership.

Operating Budget Impact: This project will not impact the operating budget because this project replaces existing playground and other deteriorating equipment.

**Funding Sources For This Project:**

<u>Activity</u>	<u>Funding Source</u>	<u>Projected Amount</u>
20250515	PARKS AND RECREATION	\$500,000
Total:		\$500,000



## Unfunded Projects

The following projects have been identified as needed repairs and/or improvements to the City’s infrastructure. In most cases, these projects are the result of a master plan process, which attempts to systematically look at the needs for public infrastructure over the next 10 to 20 years. These projects are considered “unfunded” because either a source of funding has not been made available, or they will not be implemented within the five-year window this plan covers.

### Miscellaneous - Parks

CIP #	Phase	Title	Projected Total
1937		NEW HIKE/BIKE TRAIL DEVELOPMENT	\$500,000
<b>Total for Unfunded Miscellaneous – Parks:</b>			<b>\$500,000</b>

### Park Development

CIP #	Phase	Title	Projected Total
1886		TIMBER LINN PARK IMPROVEMENTS – PHASE 1B	\$400,000
1887		TIMBER LINN PARK IMPROVEMENTS – PHASE 1C	\$600,000
1895		COMMUNITY PARK DEVELOPMENT – PHASE 1	\$1,500,000
1936		COMMUNITY PARK DEVELOPMENT – PHASE 2	\$1,000,000
<b>Total for Unfunded Park Development:</b>			<b>\$3,500,000</b>

### Replacement Projects

CIP #	Phase	Title	Projected Total
1889		GRAND PRAIRIE PARK PLAYGROUND REPLACEMENT	\$150,000
1896		DRAPER PARK PLAYGROUND REPLACEMENT	\$150,000
1898		PINEWAY PARK PLAYGROUND REPLACEMENT	\$100,000
<b>Total for Unfunded Replacement Projects:</b>			<b>\$400,000</b>

**Grand Total for Unfunded Parks:     \$4,400,000**

# Issues Before the Community

## Emergency Facilities

Fire and Police emergency responders lack adequate local training facilities to develop new skills and maintain proficiency and current capabilities. Emergency responders' skills must be maintained to safely and adequately handle the numerous high-risk and hazardous events they encounter. Currently training has been focused on property located behind Fire Station 12 on 34th Avenue; however, City buses occupy space that is needed to expand current capacity. The Public Works department has purchased new property and additional efforts have begun to relocate City buses away from Fire Station 12 so that additional space for training will become available for all emergency responders inside of Albany. Once the property behind Fire Station 12 becomes available, funding will be needed to adequately build out a training facility suitable to address the needs of our first responders into the future.

The current police and fire station 11 buildings were put into service in late 2017; however, all fixed property/building assets need upkeep, so it will be necessary to budget and plan for future maintenance work and needs.

## City Buildings

Many City buildings, including fire stations, need major maintenance work: parking lot replacement, roof repairs, carpet, paint, and heating and cooling systems. Much of the work has been deferred year after year in favor of other pressing needs.

## Funding Summary

The City, counties, and schools get money for capital projects from the same source, local taxpayers. In Fall 2005, the Albany City Council established a reserve account to be used for one or more of the City's building needs. Ongoing projects have depleted these funds, and they have not been replenished over the past few years due to funding other pressing needs. Funding for major facilities projects is needed, as major repairs are needed, but not possible, out of yearly General Fund operating budgets. Staff continues to look for additional sources of money to supplement available funds.



# Unfunded Projects

The following projects have been identified as needed repairs and/or improvements to the City's infrastructure. In most cases, these projects are the result of a master plan process, which attempts to systematically look at the needs for public infrastructure over the next 10 to 20 years. These projects are considered "unfunded" because either a source of funding has not been made available, or they will not be implemented within the five-year window this plan covers.

## Fire Facilities

<u>CIP #</u>	<u>Phase</u>	<u>Title</u>	<u>Projected Total</u>
1943		DEVELOP EMERGENCY SERVICE TRAINING CAPABILITIES	\$2,500,000
2180		UPDATE CURRENT RADIO SYSTEM TO 700/800 MHZ	\$2,000,000
2368		FIRE STATION 12 PARKING LOT REPLACEMENT	\$250,000
2458		GENDER NEUTRAL LOCKER ROOM REMODEL OF STATION 13 AND 14	\$700,000
<b>Total for Unfunded Fire Facilities:</b>			<b>\$5,450,000</b>

**Grand Total for Unfunded Public Facilities: \$5,450,000**

## Revitalization Underway!

*CARA works to turn vision into reality*

The Central Albany Revitalization Area’s (CARA’s) goal is to implement the community-based Town Center Plan vision for revitalizing Central Albany.

As a tax increment financing district, CARA’s funding comes from property tax dollars collected from increases in property values (the tax increment above 2001 values), not by imposing new taxes. CARA is able to fund activities within its 919-acre boundary from the Willamette River to the Queen Avenue/Ninth Avenue/Pacific Boulevard area roughly between Geary Street and the Elm Street medical area.

### The Results

To date, CARA has committed nearly all of its \$56 million borrowing authority on projects that assist the revitalization of Central Albany.

Most of the projects have taken the form of taxable public-private partnerships. These partnerships have seen a CARA investment of roughly \$10.5 million, which has leveraged \$52 million in private investments, equating to a ratio of \$1 of public money leveraging \$5 of private funds. Funding from the urban renewal district takes the form of loans, grants, and forgivable loans.



Beginning in 2023, the final suite of projects surrounding redevelopment of the waterfront will begin. The majority of remaining borrowing authority has been directed at waterfront projects.

### Goals of the CARA Plan

CARA has worked to meet the specific goals of the urban renewal plan in the following ways:

*Enhance public infrastructure in the downtown community:*

Construction of the Downtown Streetscape project was completed during the summer of 2018. This \$8.4 million project provides upgrades to enhance the public rights-of-way and promotes healthy business growth in the downtown community. Improvements included sidewalk, new asphalt pavement, street lighting, street furniture, stormwater quality planters, landscaping, and associated work on water and sewer infrastructure. This level



of upgrades has not been seen in the downtown area in decades. These improvements coupled with the recent construction of the Historic Carousel and Downtown Fire Station will help provide the foundation needed for the community to grow in a positive manner.

Significant public infrastructure upgrades associated with the waterfront project are scheduled to begin in 2023. Roads, parks, public structures such as parks equipment and a stage are included in the project. Water Avenue improvements are being completed in concert with much needed and long planned water line replacements to capture economies of scale and reduce public inconvenience.



*Retain and Enhance the Value of Existing Private Investment and Public Investment in the Area:*

Projects to date include the funding of five economic development projects, which created 145 new jobs in our community, and through the strategic investment of \$510,000 leveraged \$2.1 million of private investment.

*Preserve the Historic Districts, Historic Resources, and Existing Housing in the Area:*

Over 116 historic preservation projects in the area have been funded, including saving entire structures, storefront rehabilitation, exterior work, significant interior renovation, and reclamation of unused upper floor spaces.

*Create a Readily Identifiable Core that is Unique and Vibrant with a Mixture of Entertainment, Housing, Specialty Shops, Offices, and Other Commercial Uses:*

- The Edgewater Village project is located on a 6.37 acre site bordered by the southern bank of the Willamette river, Main Street, and a rail line along Water Avenue. This site was formerly the Stokely-VanCamp cannery; in 1988 it was purchased by Inland Quick Freeze, a seafood processing company. The company eventually vacated the site, which burned down in 2006. In 2007, Edgewater Village, LLC

requested \$2,400,000 in a developer partnership from the Albany Revitalization Agency (ARA) to complete \$22,000,000 in project work in five tax lots along Water Avenue in downtown Albany. When this request was analyzed by staff in 2007, they estimated a new flow of \$324,500 in Central Albany Revitalization Area (CARA) income and a return on investment to occur in seven years from project completion. The project included demolition and cleanup, construction of residential for-sale units of varying building styles – all equipped with automatic fire suppression systems due to limited e-vehicle access, enhancement of the Willamette riverfront trail system, installation of rail crossings, buffer plantings, and fencing along Water Avenue frontage, development of three pedestrian connections and view corridors to the existing trail system, and removal of invasive and non-native species plants along the Willamette riverbank. This project met many of the goals, objectives, and projects integral to the Central Albany Revitalization Area (CARA) Plan: reduce blight, increase housing density, create an east

area anchor, encourage new forms of housing and home ownership, enhance and protect the community and environment values of waterway corridors, provide a safe transportation network that encourages pedestrian and bicycle access, and partner on riverfront housing infrastructure. The project has encountered many delays over the last 12 years since the relationship formally began between the developers and the urban renewal agency, including a recession, change of ownership, and financing challenges.

- Financial assistance in the form of small grants totaling \$395,200 for 74 small business owners in the downtown core. Projects that create vitality and attract people including the Albany Historic Carousel, the Pix Theatre, and ADA accessible event space in downtown.
- Financial assistance towards the Ironworks project. This development, now completed, includes a 15,000 square-foot office building, seven LEED-certified town homes, and an apartment building. In 2010, this project was the recipient of the Oregon Brownfield Award.



## Protecting our Resources

### *Making Progress*

Albany receives an average annual rainfall of approximately 42 inches. During rain events, it is important to have infrastructure in place to manage the stormwater runoff. Infrastructure for stormwater includes pipes and ditches and facilities to hold, infiltrate, and clean up stormwater in a safe and efficient manner that protects against flooding while also minimizing impacts to the environment. Albany has an estimated 145 miles of stormwater pipes, 2,634 manholes, 4,730 catch basins/inlets, along with 364 stormwater quality facilities, and miles of ditches.

In order to properly operate and maintain the stormwater system, it is important the City understand how the existing stormwater system performs, plan for future infrastructure needs, adapt to new regulatory requirements, and understand new methods and technologies for protecting Albany's valuable water resources.

### **Assessing Our System and Planning for the Future**

During the previous biennium, the Albany City Council adopted an updated stormwater master plan, which included a comprehensive assessment of Albany's stormwater system. The updated plan includes a project list to address capacity of the existing and build-out stormwater system. The project list has been added to the unfunded section in this chapter.

One of the stormwater challenges the City is faced with is how to respond to new and ever increasing regulatory requirements mandated by the Environmental Protection Agency (EPA) and the Oregon Department of Environmental Quality (DEQ). The City continues to comply with the Willamette River Total Maximum Daily Load (TMDL) through implementation of an approved plan of ongoing efforts and additional actions to minimize pollution to surface waters. The City was required to obtain a Municipal Separate Storm Sewer System (NPDES MS4) permit from DEQ during the previous biennium, having surpassed the 50,000 population threshold. To comply with the approved TMDL plan and the new NPDES MS4 Phase II permit, the City will need to make significant changes to our stormwater management practices within the five-year window of this CIP. In response to the new permit, annual regulatory compliance costs are anticipated to increase by approximately \$1,000,000 per year.

### **Taking steps to address the Funding Challenge**

Stormwater service charges were implemented March 1, 2017, to provide a dedicated funding source for stormwater related activities. However, the current level of funding will not allow for an asset management approach to managing our infrastructure. Without additional funding, system failures that result in disruption of service, street flooding, and property damage should be anticipated. With approximately 89% of the system assessed to date, approximately \$24M in capital project needs have been identified to replace pipes that have failed or are anticipated to fail in the next 10 years.

Council can consider implementing a stormwater System Development Charge (SDC). This SDC could be used as another component of a stormwater funding methodology.

## Funding Summary

The following table shows the total value of projects scheduled in each of the five years of this CIP, broken down by the source of the funding. The costs shown are the projected total project costs in the year the project is proposed.

Each year the estimated cost of the projects is adjusted to current year costs by applying the change in the Engineering News-Record (ENR) construction cost index for Seattle. An annual three percent inflation factor is added to estimate future year costs.

## Projected Cost Totals

<b>FUNDING SOURCE</b>	<b>2024</b>	<b>2025</b>	<b>2026</b>	<b>2027</b>	<b>2028</b>	<b>TOTAL</b>
Stormwater Rates/Operating Revenues	\$850,000	\$400,000	\$400,000	\$400,000	\$400,000	\$2,450,000
<b><u>GRAND TOTALS:</u></b>	<b>\$850,000</b>	<b>\$400,000</b>	<b>\$400,000</b>	<b>\$400,000</b>	<b>\$400,000</b>	<b>\$2,450,000</b>

## Funded Projects Summary & Detail

The following projects have been identified for inclusion in this five-year Capital Improvement Program.

Each project shown below is explained in detail on the pages that follow. Projects are listed in the fiscal year order they are planned to occur, and in CIP ID# order within a given fiscal year set.

CIP #	Phase	Title	Projected Total
<b>Plan Year: 2023 – 2024</b>			
2636		2024 STORMWATER IMPROVEMENTS PROGRAM	\$400,000
2637		CENTER STREET STORMWATER IMPROVEMENTS	\$450,000
<b>Total for FY 2023 - 2024</b>			<b>\$850,000</b>
<b>Plan Year: 2024 – 2025</b>			
2638		2025 STORMWATER IMPROVEMENTS PROGRAM	\$400,000
<b>Total for FY 2024 - 2025</b>			<b>\$400,000</b>
<b>Plan Year: 2025 – 2026</b>			
2639		2026 STORMWATER IMPROVEMENTS PROGRAM	\$400,000
<b>Total for FY 2025 - 2026</b>			<b>\$400,000</b>
<b>Plan Year: 2026 – 2027</b>			
2640		2027 STORMWATER IMPROVEMENTS PROGRAM	\$400,000
<b>Total for FY 2026 - 2027</b>			<b>\$400,000</b>
<b>Plan Year: 2027 – 2028</b>			
2641		2028 STORMWATER IMPROVEMENTS PROGRAM	\$400,000
<b>Total for FY 2027 - 2028</b>			<b>\$400,000</b>
<b>Grand Total for Stormwater:</b>			<b>\$2,450,000</b>



**Plan FY: 2023-2024 2024 STORMWATER IMPROVEMENTS PROGRAM**

**CIP Project #: 2636**

---

**Master Plan:**

**Category:** Stormwater

**Department:** Public Works Department

**Plan Element:**

**Classification:** Storm Mains/Storm Treatment

**Total Cost: \$400,000**

Specific project locations are not mapped for this CIP because the condition assessment is ongoing. Pipes, manholes, inlets, and stormwater facilities will be prioritized for replacement annually based on current condition assessment results.

Operating Budget Impact: This project will reduce long-term operations and maintenance costs through reduction in emergency responses required to respond to system failures that may result in disruption of service, street flooding, and property damage.

**Funding Sources For This Project:**

<u>Activity</u>	<u>Funding Source</u>	<u>Projected Amount</u>
62540550	STORMWATER RATES	\$400,000
	Total:	\$400,000

**Plan FY: 2023-2024 CENTER STREET STORMWATER IMPROVEMENTS**

**CIP Project #: 2637**

**Master Plan:** Stormwater **Plan Element:** CC-003  
**Category:** Stormwater **Classification:** Storm Mains/Storm Treatment  
**Department:** Public Works Department

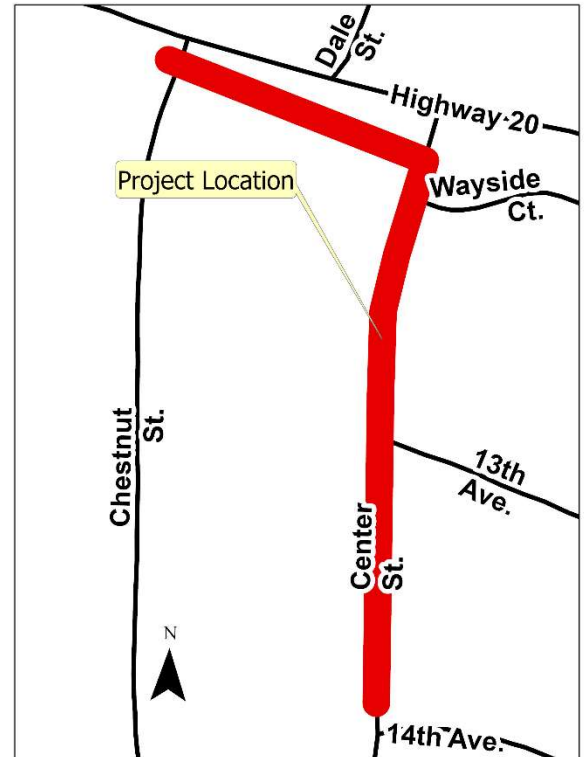
**Total Cost: \$450,000**

This project will construct approximately 1,050 feet of new 18-inch and 21-inch storm pipe on Center Street from Santiam Highway to 14th Avenue. This section of Center Street experiences street flooding on a regular basis due to lack of adequate drainage.

**Operating Budget Impact:** This project will slightly increase operating costs by adding additional storm lines to the stormwater system, but will also reduce operating costs by reducing the number of emergency responses due to flooding.

**Funding Sources For This Project:**

<u>Activity</u>	<u>Funding Source</u>	<u>Projected Amount</u>
62540550	STORMWATER RATES	\$450,000
	Total:	\$450,000



**Plan FY: 2024-2025 2025 STORMWATER IMPROVEMENTS PROGRAM**

**CIP Project #: 2638**

---

**Master Plan:** Stormwater  
**Category:** Stormwater  
**Department:** Public Works Department

**Plan Element:**  
**Classification:** Storm Mains/Storm Treatment

**Total Cost: \$400,000**

Specific project locations are not mapped for this CIP because the condition assessment is ongoing. Pipes, manholes, inlets, and stormwater facilities will be prioritized for replacement annually based on current condition assessment results.

Operating Budget Impact: This project will reduce long-term operations and maintenance costs through reduction in emergency responses required to respond to system failures that may result in disruption of service, street flooding, and property damage.

**Funding Sources For This Project:**

<u>Activity</u>	<u>Funding Source</u>	<u>Projected Amount</u>
62540550	STORMWATER RATES	\$400,000
	Total:	\$400,000

**Plan FY: 2025-2026 2026 STORMWATER IMPROVEMENTS PROGRAM**

**CIP Project #: 2639**

---

**Master Plan:**

**Plan Element:**

**Category:** Stormwater

**Classification:** Storm Mains/Storm Treatment

**Department:** Public Works Department

**Total Cost:** \$400,000

Specific project locations are not mapped for this CIP because the condition assessment is ongoing. Pipes, manholes, inlets, and stormwater facilities will be prioritized for replacement annually based on current condition assessment results.

Operating Budget Impact: This project will reduce long-term operations and maintenance costs through reduction in emergency responses required to respond to system failures that may result in disruption of service, street flooding, and property damage.

**Funding Sources For This Project:**

<u>Activity</u>	<u>Funding Source</u>	<u>Projected Amount</u>
62540550	STORMWATER RATES	\$400,000
	Total:	\$400,000

**Plan FY: 2026-2027 2027 STORMWATER IMPROVEMENTS PROGRAM**

**CIP Project #: 2640**

---

**Master Plan:** Stormwater  
**Category:** Stormwater  
**Department:** Public Works Department

**Plan Element:**  
**Classification:** Storm Mains/Storm Treatment

**Total Cost: \$400,000**

Specific project locations are not mapped for this CIP because the condition assessment is ongoing. Pipes, manholes, inlets, and stormwater facilities will be prioritized for replacement annually based on current condition assessment results.

Operating Budget Impact: This project will reduce long-term operations and maintenance costs through reduction in emergency responses required to respond to system failures that may result in disruption of service, street flooding, and property damage.

**Funding Sources For This Project:**

<u>Activity</u>	<u>Funding Source</u>	<u>Projected Amount</u>
62540550	STORMWATER RATES	\$400,000
	Total:	\$400,000

**Plan FY: 2027-2028 2028 STORMWATER IMPROVEMENTS PROGRAM**

**CIP Project #: 2641**

---

**Master Plan:** **Plan Element:**  
**Category:** Stormwater **Classification:** Storm Mains/Storm Treatment  
**Department:** Public Works Department

**Total Cost: \$400,000**

Specific project locations are not mapped for this CIP because the condition assessment is ongoing. Pipes, manholes, inlets, and stormwater facilities will be prioritized for replacement annually based on current condition assessment results.

Operating Budget Impact: This project will reduce long-term operations and maintenance costs through reduction in emergency responses required to respond to system failures that may result in disruption of service, street flooding, and property damage.

**Funding Sources For This Project:**

<u>Activity</u>	<u>Funding Source</u>	<u>Projected Amount</u>
62540550	STORMWATER RATES	\$400,000
	Total:	\$400,000

## Unfunded Projects

The following projects have been identified as needed repairs and/or improvements to the City’s infrastructure. In most cases, these projects are the result of a master plan process, which attempts to systematically look at the needs for public infrastructure over the next 10 to 20 years. These projects are considered “unfunded” because either a source of funding has not been made available, or they will not be implemented within the five-year window this plan covers.

### Burkhart-Truax Basin

CIP #	Phase	Title	Projected Total
2498		BURKHART CREEK BRIDGES – CLOVER RIDGE ROAD & KNOX BUTTE APARTMENTS	\$2,032,700
2499		BURKHART CREEK NEW PIPES – EARL AVE, CENTURY DR, & ELEANOR DR	\$290,000
2500		EDGEWATER DR & BREEZY WAY – DUNLAP AVE TO CLOVER RIDGE RD	\$329,100
2501		SOMERSET DRIVE – CAMERON ST TO FAIRMONT DR	\$250,900
2502		TRUAX CREEK NEW PIPES – BERNARD AVE, CENTURY DR, DIAN AVE, & DAVID AVE	\$1,769,600
2503		TRUAX CREEK NEW PIPES – SANTA MARIA AVE & CHARLOTTE ST	\$554,000
2504		WILLAMETTE AVENUE – EMPIRE COURT TO TIMBER STREET	\$327,100
2505		WINDY AVENUE – STORMY STREET TO BREEZY WAY	\$432,700
2506		BURKHART CREEK BRIDGE – BOB BARKER TRUCKING	\$759,900
<b>Total for Unfunded Burkhart-Truax Basin:</b>			<b>\$6,746,000</b>

### Cox Creek Basin

CIP #	Phase	Title	Projected Total
2507		AIRPORT ROAD	\$283,500
2508		COLUMBUS STREET – 4TH AVENUE TO SALEM AVENUE	\$498,500
2509		COX CREEK NEW PIPES – CENTER STREET	\$383,800
2510		HEATHERDALE MOBILE HOME PARK	\$1,492,900
2511		SOUTH SHORE DRIVE – LOCUST PLACE TO BAIN STREET	\$422,000
2512		WAVERLY DRIVE – 9TH AVENUE TO HIGHWAY 20	\$100,300
2513		ALBANY MUNICIPAL AIRPORT	\$421,400
2514		COX CREEK – ALBANY AIRPORT BYPASS	\$4,673,000
2515		HIGHWAY 99E – BURKHART STREET TO COX CREEK	\$320,800
2516		FESCUE STREET SE	\$204,000
2517		S COMMERCIAL WAY SE	\$92,500
2518		GOLDFISH FARM ROAD – MACKINAW AVE TO MAPLE LEAF AVE	\$391,300
<b>Total for Unfunded Cox Creek Basin:</b>			<b>\$9,284,000</b>

### North Albany Basin

CIP #	Phase	Title	Projected Total
2519		23RD STREET & BROADWAY STREET	\$934,900
2520		CLUSTER OAK AVENUE – EAST OF OAK GLEN STREET	\$319,700
2521		DOVER LANE, GRANDVIEW DRIVE, 19TH AVENUE, & WHITMORE AVENUE	\$1,063,000
2522		N ALBANY NEW PIPES – 13TH AVE, CLOVERDALE DR, SPRINGWOOD AVE, & DOGWOOD LN	\$2,576,900
2523		N ALBANY NEW PIPES – FAIRWAY DRIVE & CLOVERDALE DRIVE	\$732,500

CIP #	Phase	Title	Projected Total
2524		N ALBANY NEW PIPES – SOUTH NEBERGALL LOOP	\$1,232,000
2525		PENNY LANE – SOUTH OF GIBSON HILL ROAD	\$106,600
2526		RAVENWOOD DRIVE – SOUTH OF DOVER LANE	\$299,200
2527		RIVERVIEW HEIGHTS PARK	\$274,000
2528		VIOLET AVENUE – BROADWAY STREET TO 21ST STREET	\$631,600
2529		WHITE OAK AVENUE & BRIANNA STREET	\$279,600
2530		GIBSON HILL ROAD – PULVER LANE TO THORN DRIVE	\$125,800
2531		HICKORY STREET – NORTH ALBANY ROAD TO HIGHWAY 20	\$398,700
2532		RED OAK STREET – SAN PEDRO AVENUE TO WHITE OAK AVENUE	\$68,500
2533		SCENIC DRIVE – 23RD AVENUE TO DOVER LANE	\$213,700
2534		THORN DRIVE	\$55,600
2535		WEST THORNTON LAKE DRIVE TO THORNTON LAKE	\$550,200
2536		NORTH ALBANY LOCAL STREET SYSTEM PLAN	\$1,081,800
<b>Total for Unfunded North Albany Basin:</b>			<b>\$10,944,300</b>

### Oak Creek Basin

CIP #	Phase	Title	Projected Total
2537		36TH AVENUE – HIGHWAY 99E TO OAK CREEK	\$505,500
2538		37TH AVENUE – HIGHWAY 99E TO OAK CREEK	\$419,800
2539		39TH AVENUE – 37TH AVENUE TO OAK CREEK	\$225,600
2540		DREW PLACE – BETHEL LOOP TO OAK CREEK	\$220,500
2541		ELM STREET & UMATILLA STREET BRIDGE – 22ND AVENUE TO CATHEY CREEK	\$1,208,000
2542		FERRY STREET – 30TH AVENUE TO 34TH AVENUE	\$729,300
2543		HIGHWAY 99E – 29TH AVENUE TO CATHEY CREEK	\$501,300
2544		LIBERTY STREET – LAKEWOOD DRIVE TO PARK PLACE	\$152,000
2545		LIBERTY STREET & 24TH AVENUE – 24TH AVENUE TO CATHEY CREEK	\$543,100
2546		MARION STREET – 38TH AVENUE TO 34TH AVENUE	\$204,100
2547		TAKENA STREET & LIBERTY STREET – LAKEWOOD DRIVE TO CATHEY CREEK	\$1,516,500
2548		COLUMBUS STREET DETENTION – 48TH AVENUE TO OAK CREEK	\$998,100
2549		OAK CREEK NEW PIPES – 40TH AVENUE TO OAK CREEK	\$2,468,600
<b>Total for Unfunded Oak Creek Basin:</b>			<b>\$9,691,400</b>

### Periwinkle Creek Basin

CIP #	Phase	Title	Projected Total
2550		PERIWINKLE CREEK BASIN: A – GEARY ST TRUNK LINE	\$12,661,900
2551		PERIWINKLE CREEK BASIN: B – 19TH AVENUE & HILL STREET	\$1,671,000
2552		PERIWINKLE CREEK BASIN: C – OAK STREET, 38TH AVENUE TO 28TH AVENUE	\$1,777,400
2553		PERIWINKLE CREEK BASIN: D – 28TH AVENUE, THURSTON STREET TO OAK STREET	\$1,346,400
2554		PERIWINKLE CREEK BASIN: E – 38TH AVENUE, HILL STREET, & TUDOR WAY	\$2,204,200
2555		PERIWINKLE CREEK BASIN: F – MADISON STREET, 36TH AVENUE TO 28TH AVENUE	\$1,400,100
2556		12TH AVENUE SE NEIGHBORHOOD	\$363,100
2557		20TH AVENUE	\$236,900
2558		21ST AVENUE & PERIWINKLE CREEK	\$148,400



CIP #	Phase	Title	Projected Total
2559		22ND AVENUE & 21ST PLACE	\$296,300
2560		7TH AVENUE – MAIN STREET SE TO PERIWINKLE CREEK	\$544,800
2561		BAIN STREET – 28TH AVENUE TO WESTCOTT AVENUE	\$177,700
2562		COLUMBUS STREET & GRAND PRAIRIE ROAD	\$1,801,700
2563		EAST MOUNTAIN VIEW DRIVE	\$215,700
2564		GEARY STREET – SOUTH OF QUEEN AVENUE	\$159,300
2565		LEXINGTON STREET & COLLINGWOOD STREET – 29TH AVENUE TO 24TH AVENUE	\$842,900
2566		MAIN STREET SE – 6TH AVENUE SE TO 7TH AVENUE SE	\$100,000
2567		OXFORD AVENUE	\$241,000
2568		PERIWINKLE CREEK – I-5 DRAINAGE THROUGH EDGEWOOD MOBILE HOME PARK	\$628,800
2569		PERIWINKLE CREEK NEW PIPES – LEHIGH WAY	\$346,800
2570		QUEEN AVENUE & TUDOR WAY – HILL STREET TO PERIWINKLE CREEK	\$912,600
2571		SE GEARY STREET & GRAND PRAIRIE ROAD	\$1,042,000
2572		TUDOR WAY SE & 27TH AVENUE SE	\$119,600
2573		23RD AVENUE & PERIWINKLE CREEK	\$59,200
2574		32ND AVENUE EAST OF ERMINE STREET	\$104,300
2575		PERIWINKLE CREEK – THREE LAKES ROAD SE	\$1,605,400
2576		HIGHWAY 99E & HIGHWAY 20	\$88,400
2577		WAVERLY DRIVE – 14TH AVENUE TO QUEEN AVENUE	\$366,700
2578		GRAND PRAIRIE ROAD – ODOT POND OUTFALL	\$20,800
2579		CHICAGO STREET – 31ST AVENUE TO 34TH AVENUE	\$229,600

**Total for Unfunded Periwinkle Creek Basin: \$31,714,000**

### Willamette River Basin

CIP #	Phase	Title	Projected Total
2580		WILLAMETTE RIVER BASIN: A – TRUNK LINE EXTENSION & IMPROVEMENTS	\$11,157,100
2581		WILLAMETTE RIVER BASIN: B – INDUSTRIAL WAY, THURSTON ST, JACKSON ST, 13TH AVE	\$1,692,900
2582		WILLAMETTE RIVER BASIN: C – HOWARD DRIVE, 15TH AVENUE, & 14TH AVENUE	\$385,700
2583		WILLAMETTE RIVER BASIN: D – INDUSTRIAL WAY, SOUTHWEST OF HOWARD DRIVE	\$203,400
2584		WILLAMETTE RIVER BASIN: E – JACKSON STREET, 35TH AVENUE TO 28TH AVENUE	\$971,300
2585		WILLAMETTE RIVER BASIN: F – 29TH AVENUE & THURSTON STREET	\$329,900
2586		WILLAMETTE RIVER BASIN: G – THURSTON STREET, 22ND AVENUE TO 28TH AVENUE	\$900,500
2587		12TH AVENUE – TAKENA STREET TO BROADWAY STREET	\$832,700
2588		3RD STREET & 1ST STREET – MADISON STREET TO THURSTON STREET	\$540,600
2589		9TH AVENUE – WEST OF MADISON STREET	\$79,600
2590		BROADWAY STREET NEW PIPE – NORTH OF 25TH AVENUE	\$281,700
2591		FERRY STREET – TRUNK LINE PIPE CONNECTION	\$332,100
2592		FRONT AVENUE – ALCO STREET TO GEARY STREET	\$230,300
2593		HILL STREET – 4TH AVENUE TO WILLAMETTE RIVER	\$1,080,000
2594		LYON STREET & 19TH AVENUE	\$290,100
2595		QUEEN AVENUE & ELM STREET – MAPLE STREET & LAWRIDGE STREET TO 14TH AVENUE	\$1,442,900
2596		QUEEN AVENUE & JACKSON STREET – JEFFERSON STREET TO INDUSTRIAL WAY	\$1,349,600
2597		WASHINGTON STREET – 22ND AVENUE TO 9TH AVENUE	\$3,300,800
2598		WILLAMETTE RIVER NEW PIPES – COLUMBUS STREET & FRONT AVENUE	\$260,100
2599		BAKER STREET	\$84,100

---

Total for Unfunded Willamette River Basin:

\$25,745,400

**Transportation System Plan Storm Improvements**

<u>CIP #</u>	<u>Phase</u>	<u>Title</u>	<u>Projected Total</u>
2600		TSP PROJECT L1 – 53RD AVENUE EXTENSION	\$1,813,100
2601		TSP PROJECT L4 – TIMBER STREET EXTENSION	\$553,600
2602		TSP PROJECT L8 – LOCHNER-COLUMBUS CONNECTOR	\$1,175,000
2603		TSP PROJECT L10 – NEW NORTH ALBANY CONNECTOR	\$620,700
2604		TSP PROJECT L13 – GOLDFISH FARM ROAD EXTENSION	\$220,100
2605		TSP PROJECT L14 – DOGWOOD AVENUE EXTENSION	\$5,789,000
2606		TSP PROJECT L15 – NEW NORTH/SOUTH COLLECTOR	\$6,736,800
2607		TSP PROJECT L16 – NEW EAST/WEST COLLECTOR	\$3,740,700
2608		TSP PROJECT L18 – TIMBER STREET EXTENSION TO SOMERSET AVENUE	\$2,184,900
2609		TSP PROJECT L19 – SOMERSET AVENUE EXTENSION	\$2,059,600
2610		TSP PROJECT L20 – SANTA MARIA AVENUE EXTENSION	\$368,100
2611		TSP PROJECT L22 – KNOX BUTTE WIDENING	\$504,100
2612		TSP PROJECT L23 – KNOX BUTTE WIDENING	\$172,800
2613		TSP PROJECT L24 – KNOX BUTTE WIDENING	\$3,173,600
2614		TSP PROJECT L25 – DUNLAP AVENUE EXTENSION	\$334,100
2615		TSP PROJECT L28 – ELLINGSON ROAD EXTENSION	\$1,085,300
2616		TSP PROJECT L31 – FESCUE STREET TO THREE LAKES ROAD CONNECTOR	\$277,000
2617		TSP PROJECT L32 – FESCUE STREET EXTENSION	\$1,509,700
2618		TSP PROJECT L34 – LOONEY LANE EXTENSION	\$246,600
2619		TSP PROJECT L37 – SPRINGHILL DRIVE	\$1,517,100
2620		TSP PROJECT L38 – SCENIC DRIVE	\$1,970,600
2621		TSP PROJECT L41 – SKYLINE DRIVE	\$493,300
2622		TSP PROJECT L42 – CROCKER LANE	\$1,580,200
2623		TSP PROJECT L43 – VALLEY VIEW DRIVE	\$1,042,100
2624		TSP PROJECT L44 – WEST THORNTON LAKE DRIVE	\$1,652,600
2625		TSP PROJECT L45 – ALLEN LANE	\$1,093,900
2626		TSP PROJECT L46 – COLUMBUS STREET	\$816,900
2627		TSP PROJECT L47 – GRAND PRAIRIE ROAD	\$725,000
2628		TSP PROJECT L49 – SCRAVEL HILL ROAD	\$1,446,700
2629		TSP PROJECT L50 – QUARRY ROAD	\$588,300
2630		TSP PROJECT L52 – GOLDFISH FARM ROAD	\$844,100
2631		TSP PROJECT L53 – ELLINGSON LANE	\$838,100
2632		TSP PROJECT L54 – LOCHNER ROAD	\$2,287,000
2633		TSP PROJECT L55 – THREE LAKES ROAD	\$1,044,900
2634		TSP PROJECT L57 – SANTA MARIA AVENUE	\$534,600
2635		TSP PROJECT L61 – THREE LAKES ROAD	\$201,800

---

Total for Unfunded Transportation System Plan Storm Improvements:

\$51,242,000

**Grand Total for Unfunded Stormwater: \$145,367,100**



## Partnering with our neighbors

The City's transportation system includes city, state, and Linn and Benton county roads. The City maintains 401 lane miles of improved streets, 20 traffic signals, 7,822 signs, and 71 miles of painted pavement striping. The transportation network is the City's single largest capital asset, and it continues to increase in size every year with new development and planned street improvement projects.

Federal regulations require that communities with populations greater than 50,000 and adjacent communities within the "urbanized area" of the larger community form Metropolitan Planning Organizations (MPOs). As a result, in 2013 the Albany Area Metropolitan Planning Organization (AAMPO) was formed with the cities of Albany, Millersburg, Tangent, and Jefferson and Linn and Benton counties. AAMPO provides a platform for Albany and our neighboring communities to work together on regional planning efforts.

In past years, Albany's street capital projects have primarily been funded from Surface Transportation Block Grant (STBG) funding from the state, Sewer and Water in-lieu-of Franchise Fees that are transferred into the Street Fund each year, state gas tax revenues, and Street SDCs. Historically, STBG revenues have been used to fund Albany's largest street reconstruction projects. It has not been uncommon for multiple years' worth of STBG funding to be consolidated in order to fund a single project.

With the formation of AAMPO, Albany no longer directly receives STBG funds from the state. The state provides STBG funds to AAMPO based on the entire urbanized area. It is then up to the AAMPO policy board, made up of representatives of each agency, to decide how best to distribute the funds within the AAMPO boundaries. This year's CIP was developed based on AAMPO's anticipated distribution of STBG funds and the City's share of state gas tax revenue. The STBG funding is dependent on the U.S. Congress's funding of the Highway Trust Fund.

### Financial Challenges Remain

The Albany City Council set a goal to maintain collector and arterial streets in fair or better condition and address local street needs as funding allows. Due to a lack of financial resources, Albany's streets are not being maintained at a level that will allow all streets to remain in "fair" condition. The number of miles of streets has grown, the cost to maintain streets is increasing, and the amount of money available to fund street maintenance activities is not sufficient.



Albany's residents are concerned about our streets. We hear you; however, without additional funding, the backlog of streets needing repair or reconstruction will continue to grow significantly. Albany is not alone in this problem. The entire nationwide transportation system is declining, and aging infrastructure is a challenge for communities across the country. The creation of a transportation utility fee has been discussed in the past to help close the annual funding gap in street maintenance but has not been implemented due to a concern of overburdening citizens with utility fees.

## Funding Summary

The following table shows the total value of projects scheduled in each of the five years of this CIP, broken down by the source of the funding. The costs shown are the projected total costs in the year the project is proposed.

Each year the estimated cost of the projects are brought up to current year costs by applying the change in the Engineering News-Record (ENR) construction cost index for Seattle. The future year costs then have an annual three percent inflation factor added in to estimate the cost in the year proposed.

## Projected Cost Totals

FUNDING SOURCE	2024	2025	2026	2027	2028	TOTAL
SDC – Improvement – Transportation	\$0	\$420,000	\$0	\$0	\$0	\$420,000
SDC – Reimbursement – Transportation	\$0	\$480,000	\$0	\$0	\$0	\$480,000
State Grant	\$0	\$0	\$2,000,000	\$0	\$0	\$2,000,000
State of Oregon STBG - AAMPO	\$1,904,500	\$2,200,000	\$0	\$0	\$0	\$4,104,500
Street Capital Reserves	\$3,385,500	\$2,992,000	\$2,450,000	\$3,784,000	\$1,826,000	\$14,437,500
<b>GRAND TOTALS:</b>	<b>\$5,290,000</b>	<b>\$6,092,000</b>	<b>\$4,450,000</b>	<b>\$3,784,000</b>	<b>\$1,826,000</b>	<b>\$21,442,000</b>

# Funded Projects Summary & Detail

The following projects have been identified for inclusion in this five-year Capital Improvement Program.

Each project shown below is explained in detail on the pages that follow. Projects are listed in the fiscal year order they are planned to occur, and in CIP ID# order within a given fiscal year set.

CIP #	Phase	Title	Projected Total
-------	-------	-------	-----------------

**Plan Year: 2023 – 2024**

2383		QUEEN AVENUE REHABILITATION: 99E TO MARION STREET	\$3,000,000
2420		ELM STREET OVERLAY: 5TH AVENUE TO QUEEN AVENUE	\$1,200,000
2429		ASPHALT SURFACE TREATMENT PROGRAM	\$400,000
2441		NORTH ALBANY ROAD OVERLAY: HIGHWAY 20 TO RAILROAD TRACKS	\$690,000
<b>Total for FY 2023 – 2024</b>			<b>\$5,290,000</b>

**Plan Year: 2024 – 2025**

2248		SALEM AVENUE OVERLAY: UPRR TO CITY LIMITS	\$1,750,000
2430		ASPHALT SURFACE TREATMENT PROGRAM	\$250,000
2440		ALBANY AVENUE RECONSTRUCTION	\$3,100,000
2476		WAVERLY AVENUE: 14TH AVE AND QUEEN AVE INTERSECTION IMPROVEMENTS	\$992,000
<b>Total for FY 2024 – 2025</b>			<b>\$6,092,000</b>

**Plan Year: 2025 – 2026**

2431		ASPHALT SURFACE TREATMENT PROGRAM	\$500,000
2461		TRANSIT STOP IMPROVEMENTS PHASE 2	\$2,000,000
2477		SANTIAM ROAD OVERLAY: MAIN STREET TO 99E	\$1,020,000
2478		HILL STREET OVERLAY: 99E TO QUEEN AVENUE	\$930,000
<b>Total for FY 2025 – 2026</b>			<b>\$4,450,000</b>

**Plan Year: 2026 – 2027**

2422		34TH AVENUE OVERLAY: 99E TO FERRY STREET	\$1,377,000
2474		ASPHALT SURFACE TREATMENT PROGRAM	\$500,000
2479		BROADWAY OVERLAY: 9TH AVENUE TO BROADWAY STREET	\$530,000
2480		53RD AVENUE AND CHINOOK DRIVE OVERLAY: HIGHWAY 99E TO MARTEN AVENUE	\$1,377,000
<b>Total for FY 2026 – 2027</b>			<b>\$3,784,000</b>

**Plan Year: 2027 – 2028**

2475		ASPHALT SURFACE TREATMENT PROGRAM	\$500,000
2481		QUEEN AVENUE OVERLAY: MARION STREET TO SHERMAN STREET	\$867,000
2482		5TH AVENUE OVERLAY: ELM STREET TO WASHINGTON STREET	\$459,000

---

**Total for FY 2027 – 2028**      **\$1,826,000**

**Grand Total for Transportation:**      **\$21,442,000**

**Plan FY: 2023-2024    QUEEN AVENUE REHABILITATION: 99E TO MARION STREET**

**CIP Project #: 2383**

**Master Plan:**

**Plan Element:**

**Category:**        Transportation

**Classification:**    Pavement Overlay

**Department:**    Public Works Department

**Total Cost:**        \$3,000,000

This project will rehabilitate heavily-deteriorated pavement on Queen Avenue from Highway 99E east approximately 3,000 feet to Marion Street. Improvements will tie into planned improvements ODOT is completing at the railroad crossing just east of Highway 99E. The existing pavement is deteriorated due to age. Curb ramps will also be replaced as part of this project to meet current Americans with Disabilities Act requirements. Associated stormwater improvements are included in the total cost for this project because adequate stormwater funds are not available in the Stormwater Capital Projects fund.

**Operating Budget Impact:** This project will reduce maintenance costs over the long term by reducing the amount of temporary patching and other maintenance of the deteriorated pavement.

**Funding Sources For This Project:**

<u>Activity</u>	<u>Funding Source</u>	<u>Projected Amount</u>
25040250	STATE OF OREGON STBG – AAMPO	\$1,904,500
25040250	STREET CAPITAL RESERVES	\$1,095,500
Total:		\$3,000,000





**Plan FY: 2023-2024 ELM STREET OVERLAY: 5TH AVENUE TO QUEEN AVENUE**

**CIP Project #: 2420**

**Master Plan:**

**Plan Element:**

**Category:** Transportation

**Classification:** Pavement Overlay

**Department:** Public Works Department

**Total Cost: \$1,200,000**

This project will pave a 2-inch asphalt overlay on Elm Street from Queen Avenue north approximately 3,400 feet to 5th Avenue. The existing pavement surface is deteriorated due to age. Removing and replacing the top layer of asphalt pavement will extend the life of the entire pavement structure and greatly reduce the need for expensive full-depth pavement repairs in the future. Curb ramps will also be replaced as part of this project to meet current Americans with Disabilities Act requirements. Associated stormwater improvements are included in the total cost for this project because adequate stormwater funds are not available in the Stormwater Capital Projects fund.

**Operating Budget Impact:** This project will reduce maintenance costs over the long term by reducing the amount of temporary patching and other maintenance of the deteriorated pavement.

**Funding Sources For This Project:**

<u>Activity</u>	<u>Funding Source</u>	<u>Projected Amount</u>
25040250	STREET CAPITAL RESERVES	\$1,200,000
Total:		\$1,200,000



**Plan FY: 2023-2024 ASPHALT SURFACE TREATMENT PROGRAM**

**CIP Project #: 2429**

---

**Master Plan:**

**Plan Element:**

**Category:** Transportation

**Classification:** Pavement Overlay

**Department:** Public Works Department

**Total Cost:** \$400,000

Locations under consideration for this fiscal year's surface treatment improvements are not yet identified. The City's Pavement Management System will be used to select streets and help determine the appropriate surface treatment technology.

Operating Budget Impact: This project will reduce maintenance costs over the long term by reducing the amount of temporary patching and other maintenance of the deteriorated pavement.

**Funding Sources For This Project:**

<u>Activity</u>	<u>Funding Source</u>	<u>Projected Amount</u>
25040250	STREET CAPITAL RESERVES	\$400,000
	Total:	\$400,000

**Plan FY: 2023-2024 NORTH ALBANY ROAD OVERLAY: HIGHWAY 20 TO RAILROAD TRACKS**

**CIP Project #: 2441**

**Master Plan:** **Plan Element:**  
**Category:** Transportation **Classification:** Pavement Overlay  
**Department:** Public Works Department

**Total Cost: \$690,000**

This project includes construction of a 2-inch asphalt overlay on North Albany Road from Highway 20 north approximately 1,800 feet to the railroad tracks. The existing pavement is deteriorated due to age. Removing and replacing the top layer of asphalt pavement will extend the life of the entire pavement structure and greatly reduce the need for expensive full-depth pavement repairs in the future. Curb ramps will also be replaced as part of this project to meet current Americans with Disabilities Act requirements.

**Operating Budget Impact:** This project will reduce maintenance costs over the long term by reducing the amount of temporary patching and other maintenance of the deteriorated pavement.

**Funding Sources For This Project:**

<u>Activity</u>	<u>Funding Source</u>	<u>Projected Amount</u>
25040250	STREET CAPITAL RESERVES	\$690,000
Total:		\$690,000



**Plan FY: 2024-2025 SALEM AVENUE OVERLAY: UPRR TO CITY LIMITS**

**CIP Project #: 2248**

**Master Plan:**

**Plan Element:**

**Category:** Transportation

**Classification:** Pavement Overlay

**Department:** Public Works Department

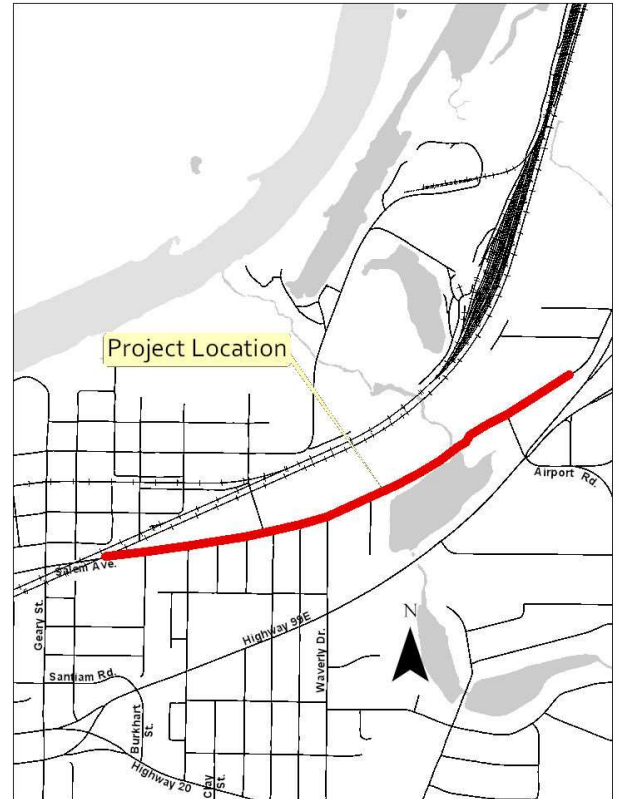
**Total Cost: \$1,750,000**

This project will rehabilitate the existing asphalt surface with a 2-inch asphalt grind-inlay. Removing and replacing the top layer of asphalt pavement will extend the life of the entire pavement structure and greatly reduce the need for expensive full-depth pavement repairs in the future. This project also includes construction of repairs to existing storm drain pipes, and installation of improved pedestrian crossings at Davidson Street, Lake Street, and Waverly Park. Curb ramps will also be replaced as part of this project to meet current Americans with Disabilities Act requirements.

**Operating Budget Impact:** This project will reduce maintenance costs over the long term by reducing the amount of temporary patching and other maintenance of deteriorating pavement.

**Funding Sources For This Project:**

<u>Activity</u>	<u>Funding Source</u>	<u>Projected Amount</u>
25040250	STREET CAPITAL RESERVES	\$1,750,000
Total:		\$1,750,000



**Plan FY: 2024-2025 ASPHALT SURFACE TREATMENT PROGRAM**

**CIP Project #: 2430**

---

**Master Plan:**

**Plan Element:**

**Category:** Transportation

**Classification:** Pavement Overlay

**Department:** Public Works Department

**Total Cost: \$250,000**

Locations under consideration for this fiscal year's surface treatment improvements are not yet identified. The City's Pavement Management System will be used to select streets and help determine the appropriate surface treatment technology.

Operating Budget Impact: This project will reduce maintenance costs over the long term by reducing the amount of temporary patching and other maintenance of the deteriorated pavement.

**Funding Sources For This Project:**

<u>Activity</u>	<u>Funding Source</u>	<u>Projected Amount</u>
25040250	STREET CAPITAL RESERVES	\$250,000
	Total:	<hr/> \$250,000

**Plan FY: 2024-2025 ALBANY AVENUE RECONSTRUCTION**

**CIP Project #: 2440**

**Master Plan:**

**Plan Element:**

**Category:** Transportation

**Classification:** Street Reconstruction/Improvements

**Department:** Public Works Department

**Total Cost:** \$3,100,000 **SDC**

This project will reconstruct Albany Avenue between Salem Avenue and Highway 99E. Albany Avenue will be widened to accommodate additional lanes needed to improve the roads capacity. Improvements will tie into improvements ODOT recently completed at the intersection of Highway 99E and Albany Avenue to address safety concerns. Bicycle facilities, sidewalks, and curb ramps will also be constructed as part of this project to meet current Americans with Disabilities Act requirements.

**Operating Budget Impact:** This project will reduce maintenance costs over the long term by reducing the amount of temporary patching and other maintenance of deteriorated pavement.

**Funding Sources For This Project:**

<u>Activity</u>	<u>Funding Source</u>	<u>Projected Amount</u>
25040250	STATE OF OREGON STBG – AAMPO	\$2,200,000
25040255	SDC-IMPROVEMENT-TRANSPORTATION	\$420,000
25040260	SDC-REIMBURSEMENT-TRANSPORTATION	\$480,000
<b>Total:</b>		<b>\$3,100,000</b>



**Plan FY: 2024-2025 WAVERLY AVENUE: 14TH AVENUE AND QUEEN AVENUE INTERSECTION IMPROVEMENTS**

**CIP Project #: 2476**

**Master Plan:**

**Plan Element:**

**Category:** Transportation

**Classification:** Intersection Projects

**Department:** Public Works Department

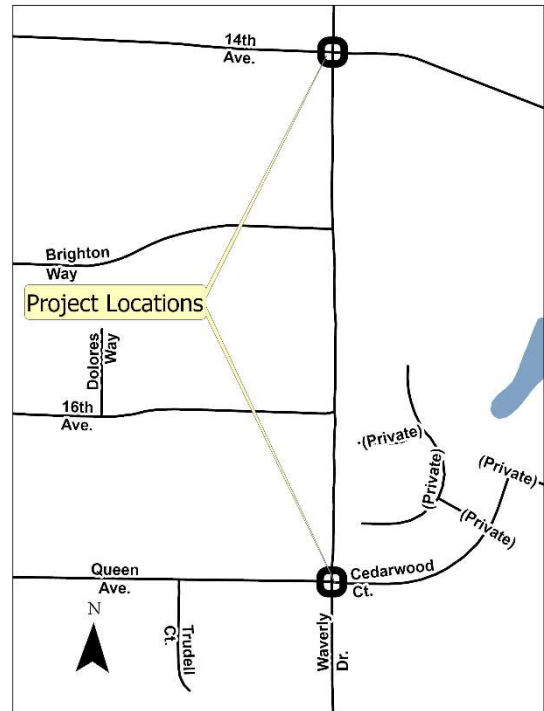
**Total Cost: \$992,000**

This project includes replacing two existing traffic signals on Waverly Drive at the intersections of Queen Avenue and 14th Avenue. These traffic signals are near the end of their service life and are difficult to maintain due to their age. Curb ramps will also be replaced as part of this project to meet current Americans with Disabilities Act requirements.

**Operating Budget Impact:** This project will reduce maintenance costs over the long term by replacing aged signal components.

**Funding Sources For This Project:**

<u>Activity</u>	<u>Funding Source</u>	<u>Projected Amount</u>
25040250	STREET CAPITAL RESERVES	\$992,000
Total:		\$992,000



**Plan FY: 2025-2026 ASPHALT SURFACE TREATMENT PROGRAM**

**CIP Project #: 2431**

---

**Master Plan:** **Plan Element:**  
**Category:** Transportation **Classification:** Pavement Overlay  
**Department:** Public Works Department

**Total Cost: \$500,000**

Locations under consideration for this fiscal year's surface treatment improvements are not yet identified. The City's Pavement Management System will be used to select streets and help determine the appropriate surface treatment technology.

Operating Budget Impact: This project will reduce maintenance costs over the long term by reducing the amount of temporary patching and other maintenance of the deteriorated pavement.

**Funding Sources For This Project:**

<u>Activity</u>	<u>Funding Source</u>	<u>Projected Amount</u>
25040250	STREET CAPITAL RESERVES	\$500,000
	Total:	\$500,000



**Plan FY: 2025-2026 TRANSIT STOP IMPROVEMENTS PHASE 2**

**CIP Project #: 2461**

---

**Master Plan:**

**Plan Element:**

**Category:** Transportation

**Classification:** Transit Projects

**Department:** Public Works Department

**Total Cost: \$2,000,000**

This project includes construction of new transit stops throughout Albany. Improvements vary at each location, but may include new transit boarding areas, curb ramps, and striping. These transit stops are identified in the 2022 Albany Transit Implementation Plan developed in conjunction with the Albany Area Metropolitan Planning Organization (AAMPO) Regional Transportation Plan. The timing to design and construct this project is subject to securing necessary funding.

Operating Budget Impact: No increase in operating costs is expected.

**Funding Sources For This Project:**

<u>Activity</u>	<u>Funding Source</u>	<u>Projected Amount</u>
21340450	STATE GRANT	\$2,000,000
	Total:	\$2,000,000

**Plan FY: 2025-2026 SANTIAM ROAD OVERLAY: MAIN STREET TO 99E**

**CIP Project #: 2477**

**Master Plan:**

**Plan Element:**

**Category:** Transportation

**Classification:** Pavement Overlay

**Department:** Public Works Department

**Total Cost: \$1,020,000**

This project includes construction of a 2-inch asphalt overlay on Santiam Road from Main Street east approximately 3,100 feet to Highway 99E. The existing pavement surface is deteriorated due to age. Removing and replacing the top layer of asphalt pavement will extend the life of the entire pavement structure and greatly reduce the need for expensive full-depth pavement repairs in the future. Curb ramps will also be replaced as part of this project to meet current Americans with Disabilities Act requirements.

**Operating Budget Impact:** This project will reduce maintenance costs over the long term by reducing the amount of temporary patching and other maintenance of the deteriorated pavement.

**Funding Sources For This Project:**

<u>Activity</u>	<u>Funding Source</u>	<u>Projected Amount</u>
25040250	STREET CAPITAL RESERVES	\$1,020,000
	Total:	\$1,020,000



**Plan FY: 2025-2026 HILL STREET OVERLAY: 99E TO QUEEN AVENUE**

**CIP Project #: 2478**

**Master Plan:**

**Plan Element:**

**Category:** Transportation

**Classification:** Pavement Overlay

**Department:** Public Works Department

**Total Cost: \$930,000**

This project includes construction of a 2-inch asphalt overlay on Hill Street from 99E south approximately 3,000 feet to Queen Avenue. The existing pavement surface is deteriorated due to age. Removing and replacing the top layer of asphalt pavement will extend the life of the entire pavement structure and greatly reduce the need for expensive full-depth pavement repairs in the future. Curb ramps will also be replaced as part of this project to meet current Americans with Disabilities Act requirements.

**Operating Budget Impact:** This project will reduce maintenance costs over the long term by reducing the amount of temporary patching and other maintenance of the deteriorated pavement.

**Funding Sources For This Project:**

<u>Activity</u>	<u>Funding Source</u>	<u>Projected Amount</u>
25040250	STREET CAPITAL RESERVES	\$930,000
Total:		\$930,000



**Plan FY: 2026-2027 34TH AVENUE OVERLAY: 99E TO FERRY STREET**

**CIP Project #: 2422**

**Master Plan:**

**Plan Element:**

**Category:** Transportation

**Classification:** Pavement Overlay

**Department:** Public Works Department

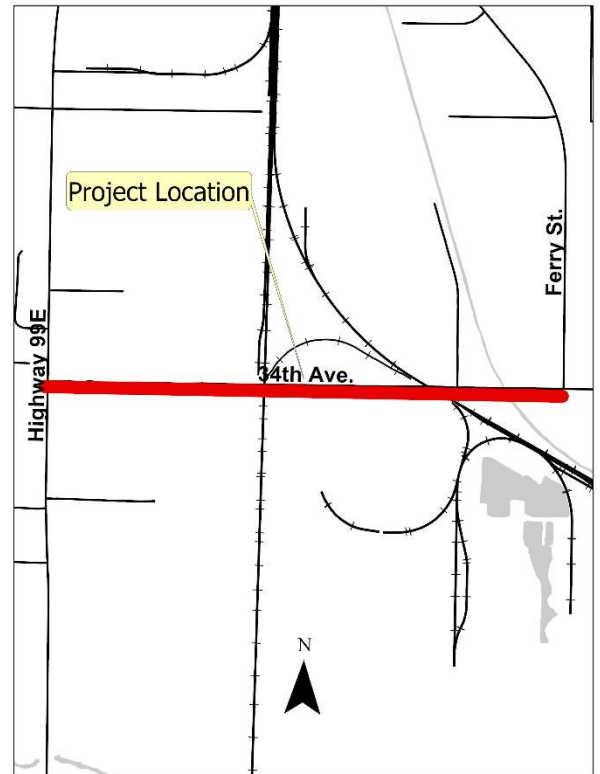
**Total Cost: \$1,377,000**

This project includes construction of a 2-inch asphalt overlay on 34th Avenue from Highway 99E east approximately 3,300 feet to Ferry Street. The existing pavement surface is deteriorated due to age. Removing and replacing the top layer of asphalt pavement will extend the life of the entire pavement structure and greatly reduce the need for expensive full-depth pavement repairs in the future. Curb ramps will also be replaced as part of this project to meet current Americans with Disabilities Act requirements. Water line improvements as shown in CIP 2495 in the Water section of the CIP will be coordinated with this project.

**Operating Budget Impact:** This project will reduce maintenance costs over the long term by reducing the amount of temporary patching and other maintenance of the deteriorated pavement.

**Funding Sources For This Project:**

<u>Activity</u>	<u>Funding Source</u>	<u>Projected Amount</u>
25040250	STREET CAPITAL RESERVES	\$1,377,000
Total:		\$1,377,000





**Plan FY: 2026-2027 BROADWAY OVERLAY: 9TH AVENUE TO BROADWAY STREET**

**CIP Project #: 2479**

**Master Plan:**

**Plan Element:**

**Category:** Transportation

**Classification:** Pavement Overlay

**Department:** Public Works Department

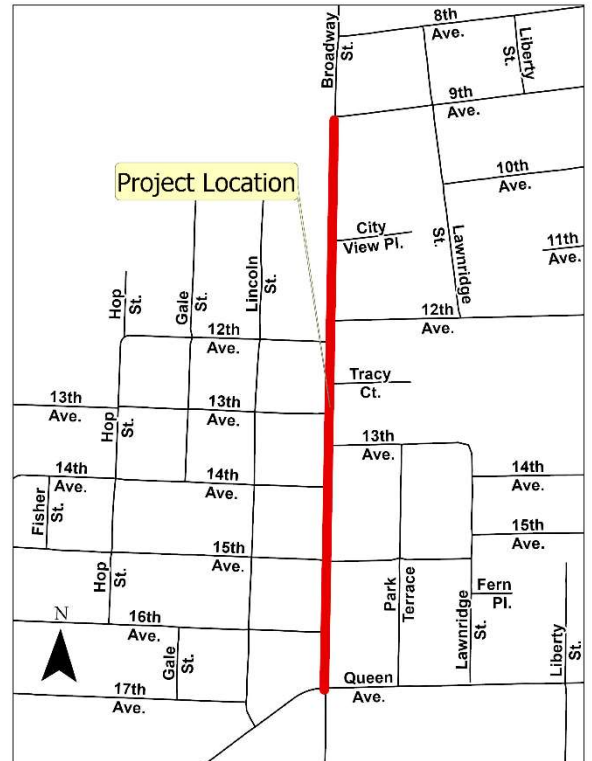
**Total Cost: \$530,000**

This project includes construction of a 2-inch asphalt overlay on Broadway Street from 9th Avenue south approximately 2,000 feet to Queen Avenue. The existing pavement surface is deteriorated due to age. Removing and replacing the top layer of asphalt pavement will extend the life of the entire pavement structure and greatly reduce the need for expensive full-depth pavement repairs in the future. Curb ramps will also be replaced as part of this project to meet current Americans with Disabilities Act requirements.

**Operating Budget Impact:** This project will reduce maintenance costs over the long term by reducing the amount of temporary patching and other maintenance of the deteriorated pavement.

**Funding Sources For This Project:**

<u>Activity</u>	<u>Funding Source</u>	<u>Projected Amount</u>
25040250	STREET CAPITAL RESERVES	\$530,000
Total:		\$530,000



**Plan FY: 2026-2027 53RD AVENUE AND CHINOOK DRIVE OVERLAY: HIGHWAY 99E TO MARTEN AVENUE**

**CIP Project #: 2480**

**Master Plan:** **Plan Element:**  
**Category:** Transportation **Classification:** Pavement Overlay  
**Department:** Public Works Department

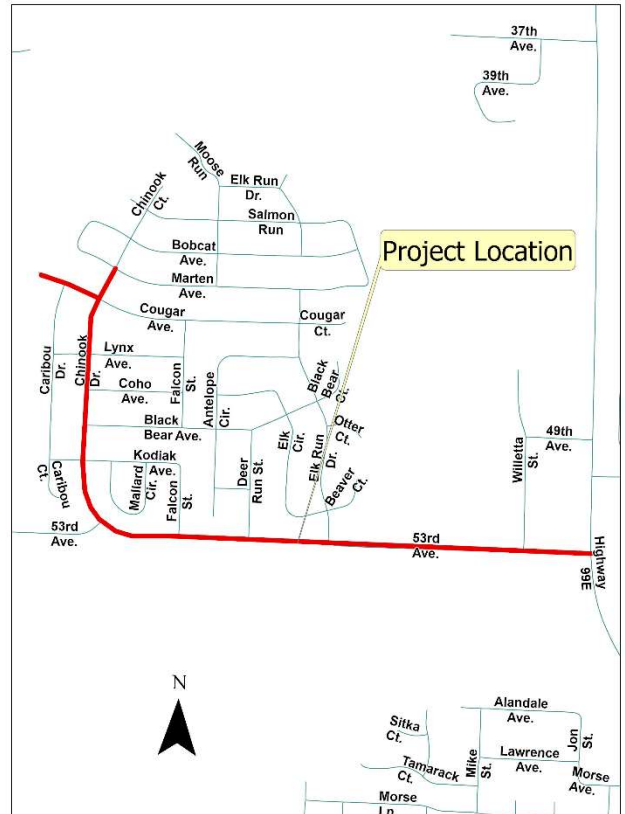
**Total Cost: \$1,377,000**

This project includes construction of a 2-inch asphalt grind-inlay on 53rd Avenue, Chinook Drive, and Cougar Avenue from Highway 99E west approximately 5,600 feet to Marten Avenue. The existing pavement is deteriorated due to age. Removing and replacing the top layer of asphalt pavement will extend the life of the entire pavement structure and greatly reduce the need for expensive full-depth pavement repairs in the future. Curb ramps will also be replaced as part of this project to meet current Americans with Disabilities Act requirements.

**Operating Budget Impact:** This project will reduce maintenance costs over the long term by reducing the amount of temporary patching and other maintenance of the deteriorated pavement.

**Funding Sources For This Project:**

<u>Activity</u>	<u>Funding Source</u>	<u>Projected Amount</u>
25040250	STREET CAPITAL RESERVES	\$1,377,000
Total:		\$1,377,000



**Plan FY: 2027-2028 ASPHALT SURFACE TREATMENT PROGRAM**

**CIP Project #: 2475**

---

**Master Plan:**

**Plan Element:**

**Category:** Transportation

**Classification:** Pavement Overlay

**Department:** Public Works Department

**Total Cost: \$500,000**

Locations under consideration for this fiscal year's surface treatment improvements are not yet identified. The City's Pavement Management System will be used to select streets and help determine the appropriate surface treatment technology.

Operating Budget Impact: This project will reduce maintenance costs over the long term by reducing the amount of temporary patching and other maintenance of the deteriorated pavement.

**Funding Sources For This Project:**

<u>Activity</u>	<u>Funding Source</u>	<u>Projected Amount</u>
25040250	STREET CAPITAL RESERVES	\$500,000
	Total:	\$500,000





**Plan FY: 2027-2028 5TH AVENUE OVERLAY: ELM STREET TO WASHINGTON STREET**

**CIP Project #: 2482**

**Master Plan:**

**Plan Element:**

**Category:** Transportation

**Classification:** Pavement Overlay

**Department:** Public Works Department

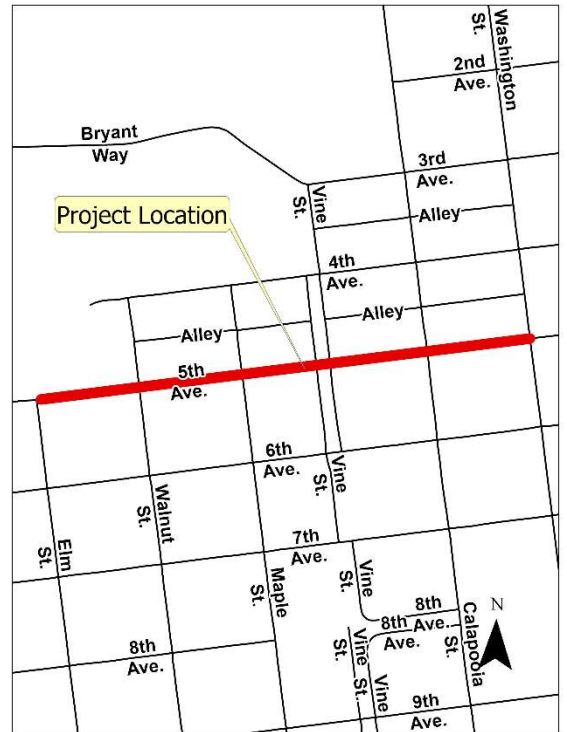
**Total Cost: \$459,000**

This project includes construction of a 2-inch asphalt overlay on 5th Avenue from Elm Street east approximately 1,500 feet to Washington Street. The existing pavement surface is deteriorated due to age. Removing and replacing the top layer of asphalt pavement will extend the life of the entire pavement structure and greatly reduce the need for expensive full-depth pavement repairs in the future. Curb ramps will also be replaced as part of this project to meet current Americans with Disabilities Act requirements.

**Operating Budget Impact:** This project will reduce maintenance costs over the long term by reducing the amount of temporary patching and other maintenance of the deteriorated pavement.

**Funding Sources For This Project:**

<u>Activity</u>	<u>Funding Source</u>	<u>Projected Amount</u>
25040250	STREET CAPITAL RESERVES	\$459,000
	Total:	\$459,000



## Unfunded Projects

The following projects have been identified as needed repairs and/or improvements to the City’s infrastructure. In most cases, these projects are the result of a master plan process, which attempts to systematically look at the needs for public infrastructure over the next 10 to 20 years. These projects are considered “unfunded” because either a source of funding has not been made available, or they will not be implemented within the five-year window this plan covers.

### Airport

CIP #	Phase	Title	Projected Total
1697	1	REHABILITATE THE FIXED BASE OPERATOR BUILDING	\$251,000
1697	2	REHABILITATE THE FIXED BASE OPERATOR BUILDING	\$283,000
1697	3	REHABILITATE THE FIXED BASE OPERATOR BUILDING	\$338,000
1880		SEWER EXTENSION TO NORTH HANGARS	\$852,000
1926		ALBANY AIRPORT SEWER EXTENSION	\$200,000
2164		CONSTRUCT TAXIWAY	\$162,500
<b>Total for Unfunded Airport:</b>			<b>\$2,086,500</b>

### Bicycle Projects

CIP #	Phase	Title	Projected Total
2011		WAVERLY DRIVE BIKE SHARROWS (B2)	\$5,000
2013		24TH AVENUE BIKE SHARROWS (B4)	\$5,000
2015		CENTER STREET BIKE SHARROWS (B6)	\$6,000
2016		US 20, NORTH ALBANY SHOULDER TO BIKE LANES (B7)	\$31,000
2017		1ST AVENUE BIKE BOULEVARD (B8)	\$43,000
2018		2ND AVENUE BIKE BOULEVARD (B9)	\$43,000
2019		MADISON STREET – 7TH AVENUE BIKE BOULEVARD (B10)	\$40,000
2020		7TH AVENUE BIKE BOULEVARD (B11)	\$95,000
2021		TAKENA BIKE BOULEVARD (B12)	\$53,000
2022		LIBERTY – LAKEWOOD BIKE BOULEVARD (B13)	\$76,000
2023		12TH AVENUE (WEST) BIKE BOULEVARD (B14)	\$32,000
2024		BAIN STREET BIKE BOULEVARD (B15)	\$49,000
2025		SOUTH SHORE DRIVE BIKE BOULEVARD (B16)	\$33,000
2026		SHORTRIDGE STREET BIKE BOULEVARD (B17)	\$27,000
2027		24TH AVENUE BIKE BOULEVARD (B18)	\$13,000
2028		38TH AND 39TH AVENUE BIKE BOULEVARDS (B19)	\$106,000
<b>Total for Unfunded Bicycle Projects:</b>			<b>\$657,000</b>

### Bridges

CIP #	Phase	Title	Projected Total
1063		7TH AVENUE AT ALBANY CANAL	\$87,000
1064		9TH AVENUE AT ALBANY CANAL	\$79,000
1065		10TH AVENUE AT ALBANY CANAL	\$55,000
1066		11TH AVENUE AT ALBANY CANAL	\$47,000

---

**Total for Unfunded Bridges:****\$268,000****Intersection Projects**

<u>CIP #</u>	<u>Phase</u>	<u>Title</u>	<u>Projected Total</u>
2036		WAVERLY DRIVE/QUEEN AVENUE INTERSECTION ADD LANE(S) (I6)	\$72,000
2037		WAVERLY DRIVE/GRAND PRAIRIE INTERSECTION ADD LANE(S) (I7)	\$175,000
2038		US 20/NORTH ALBANY ROAD INTERSECTION ADD LANE(S) (I8)	\$40,000
2039		US 20/SPRINGHILL DRIVE INTERSECTION ADD LANE(S) (I9)	\$14,000
2040		KNOX BUTTE/CENTURY DRIVE INTERSECTION CONTROL CHANGE (I10)	\$345,000
2043		US 20/CLAY STREET SAFETY (I13)	\$185,000
2044		OR 99E/34TH AVENUE INTERSECTION ADD LANE(S) (I14)	\$192,000
2046		ELLINGSON ROAD/COLUMBUS STREET INTERSECTION CONTROL CHANGE (I16)	\$345,000
2047		WAVERLY DRIVE/14TH AVENUE INTERSECTION ADD LANE(S) (I17)	\$77,000
2048		QUEEN AVENUE/GEARY STREET INTERSECTION ADD LANE(S) (I18)	\$1,901,000
2049		WAVERLY DRIVE/34TH AVENUE INTERSECTION ADD LANE(S) (I19)	\$42,000
2050		US 20 (ELLSWORTH STREET) INTERSECTION ADD LANE(S) (I20)	\$18,000
2051		US 20 (LYON STREET)/1ST AVENUE INTERSECTION ADD LANE(S) (I21)	\$11,000
2053		US 20 (ELLSWORTH STREET) INTERSECTION ADD LANE(S) (I23)	\$17,000
2054		OR 99E/WAVERLY DRIVE INTERSECTION ADD LANE(S) (I24)	\$959,000
2055		US 20/WAVERLY DRIVE INTERSECTION ADD LANE(S) (I25)	\$853,000
2056		US 20/WAVERLY DRIVE INTERSECTION ADD LANE(S) (I26)	\$240,000
2057		OR 99E/QUEEN AVENUE INTERSECTION ADD LANE(S) (I27)	\$894,000
2058		OR 99E/34TH AVENUE INTERSECTION ADD LANE(S) (I28)	\$456,000
2059		OR 99E/KILLDEER AVENUE INTERSECTION ADD LANE(S) (I29)	\$3,207,000
2060		US 20/TIMBER STREET INTERSECTION ADD LANE(S) (I30)	\$571,000
2061		US 20/TIMBER STREET INTERSECTION ADD LANE(S) (I31)	\$619,000
2063		SPRINGHILL DRIVE/HICKORY STREET INTERSECTION CONTROL CHANGE (I34)	\$345,000
2065		TIMBER STREET EXTENSION/18TH AVENUE INTERSECTION CONTROL CHANGE (I36)	\$1,513,000
2066		OR 99E/29TH AVENUE INTERSECTION ADD LANE(S) (I37)	\$106,000
2067		SALEM AVENUE/GEARY STREET INTERSECTION CONTROL CHANGE (I38)	\$845,000
2068		OR 99E/LYON STREET INTERSECTION ADD LANE(S) (I39)	\$205,000
2069		OR 99E/53RD AVENUE INTERSECTION ADD LANE(S) (I40)	\$550,000

---

**Total for Unfunded Intersection Projects:****\$14,797,000****Link Projects**

<u>CIP #</u>	<u>Phase</u>	<u>Title</u>	<u>Projected Total</u>
2070		53RD AVENUE EXTENSION (L1)	\$17,986,000
2071		WAVERLY DRIVE ADD LANE(S) (L2)	\$1,394,000
2073		TIMBER STREET EXTENSION (L4)	\$3,674,000
2074		MAIN STREET/7TH AVENUE/HILL STREET URBAN UPGRADE (L5)	\$1,292,000
2078		NEW NORTH ALBANY CONNECTOR (L10)	\$5,818,000
2079		SPICER DRIVE EXTENSION (WEST OF TIMBER STREET (L11)	\$982,000
2080		SPICER DRIVE EXTENSION (EAST OF TIMBER STREET) (L12)	\$1,666,000
2081		GOLDFISH FARM ROAD EXTENSION (L13)	\$1,013,000
2082		DOGWOOD AVENUE EXTENSION (L14)	\$3,294,000
2083		NEW NORTH/SOUTH COLLECTOR (L15)	\$7,497,000

CIP #	Phase	Title	Projected Total
2084		NEW EAST/WEST COLLECTOR (L16)	\$3,723,000
2085		EXPO PARKWAY EXTENSION (SOUTH OF DUNLAP) (L17)	\$996,000
2086		TIMBER STREET EXTENSION TO SOMERSET AVENUE (L18)	\$1,720,000
2088		SANTA MARIA AVENUE EXTENSION (L20)	\$1,357,000
2089		KNOX BUTTE WIDENING (L21)	\$4,647,000
2090		KNOX BUTTE WIDENING (L22)	\$856,000
2091		KNOX BUTTE WIDENING (L23)	\$1,256,000
2092		KNOX BUTTE WIDENING (L24)	\$7,688,000
2093		DUNLAP AVENUE EXTENSION (L25)	\$1,045,000
2094		SPRINGHILL DRIVE WIDENING (L26)	\$3,406,000
2095		US 20 WIDENING (L27)	\$8,351,000
2096		ELLINGSON ROAD EXTENSION (L28)	\$4,430,000
2098		FESCUE STREET TO THREE LAKES ROAD CONNECTOR (L31)	\$886,000
2099		FESCUE STREET EXTENSION (L32)	\$3,054,000
2100		THREE LAKES ROAD REALIGNMENT (L33)	\$2,617,000
2101		LOONEY LAKE EXTENSION (L34)	\$914,000
2102		ALBANY AVENUE WIDENING (L35)	\$1,177,000
2104		SPRINGHILL DRIVE URBAN UPGRADE (L37)	\$4,158,000
2105		SCENIC DRIVE URBAN UPGRADE (L38)	\$6,842,000
2106		CENTURY DRIVE URBAN UPGRADE (L39)	\$3,199,000
2108		SKYLINE DRIVE URBAN UPGRADE (L41)	\$1,523,000
2109		CROCKER LANE URBAN UPGRADE (L42)	\$4,529,000
2110		VALLEY VIEW DRIVE URBAN UPGRADE (L43)	\$3,695,000
2111		WEST THORNTON LAKE DRIVE URBAN UPGRADE (L44)	\$6,097,000
2112		ALLEN LANE URBAN UPGRADE (L45)	\$2,689,000
2113		COLUMBUS STREET URBAN UPGRADE (L46)	\$2,727,000
2114		GRAND PRAIRIE ROAD URBAN UPGRADE (L47)	\$2,260,000
2115		SPICER DRIVE URBAN UPGRADE (L48)	\$868,000
2116		SCRAVEL HILL ROAD URBAN UPGRADE (L49)	\$9,699,000
2117		QUARRY ROAD URBAN UPGRADE (L50)	\$3,493,000
2118		SPICER ROAD URBAN UPGRADE (L51)	\$676,000
2119		GOLDFISH FARM ROAD URBAN UPGRADE (L52)	\$4,444,000
2120		ELLINGSON ROAD URBAN UPGRADE (L53)	\$5,847,000
2121		LOCHNER ROAD URBAN UPGRADE (L54)	\$5,756,000
2122		THREE LAKES ROAD URBAN UPGRADE (L55)	\$4,856,000
2123		US 20 – EAST OF I-5 URBAN UPGRADE (L56)	\$2,068,000
2126		WATER AVENUE URBAN UPGRADE (L59)	\$4,070,000
2127		US 20 SUPERELEVATION AND WIDENING (L60)	\$3,122,000
2128		THREE LAKES ROAD URBAN UPGRADE (L61)	\$1,879,000

**Total for Unfunded Link Projects:**

**\$177,236,000**

### Miscellaneous - Transportation

CIP #	Phase	Title	Projected Total
2343		QUIET ZONE AT RAIL CROSSINGS	\$15,000,000

---

**Total for Unfunded Miscellaneous - Transportation: \$15,000,000**

**Multi-Use Path Projects**

CIP #	Phase	Title	Projected Total
2130		OAK CREEK TRAIL (M2)	\$2,645,000
2131		WEST TIMBER-LINN TRAIL (M3)	\$161,000
2132		SOUTH WATERFRONT TRAIL (M4)	\$76,000
2134		ALBANY-CORVALLIS MULTIUSE PATH (M6)	\$761,000
2135		EAST TIMBER-LINN TRAIL (M7)	\$277,000
2136		BAIN STREET/WAVERLY LAKE TRAIL (M8)	\$153,000
2137		LEBANON TRAIL (M9)	\$581,000
2138		PERIWINKLE TRAIL EXTENSION (M10)	\$1,528,000
2139		EAST ALBANY WILLAMETTE RIVER BRIDGE (M11)	\$7,657,000
2140		99E/OAK CREEK CROSSING IMPROVEMENT (M12)	\$129,000
2141		US 20/99E UNDERCROSSING (M13)	\$1,500,000

---

**Total for Unfunded Multi-Use Path Projects: \$15,468,000**

**Pedestrian & Bikeway**

CIP #	Phase	Title	Projected Total
1993		TAKENA STREET BIKE BOULEVARD	\$73,000

---

**Total for Unfunded Pedestrian & Bikeway: \$73,000**

**Pedestrian Projects**

CIP #	Phase	Title	Projected Total
2142		SPRINGHILL DRIVE SIDEWALK (P1)	\$542,000
2143		99E/24TH AVENUE CROSSING IMPROVEMENT (P2)	\$129,000
2144		OR 99E: BURKHART TO WAVERLY CROSSING IMPROVEMENT (P3)	\$129,000
2145		FERRY STREET SIDEWALK (P4)	\$725,000
2146		COLUMBUS STREET SIDEWALK (P5)	\$277,000
2148		AIRPORT ROAD SIDEWALK (P7)	\$485,000
2150		WAVERLY DRIVE SIDEWALK (P9)	\$88,000
2151		SANTIAM-ALBANY CANAL PEDESTRIAN ESPLANADE (P10)	\$1,232,000
2152		THURSTON STREET CANAL PEDESTRIAN ESPLANADE (P11)	\$1,863,000
2208		KNOX BUTTE PEDESTRIAN IMPROVEMENT	\$70,000

---

**Total for Unfunded Pedestrian Projects: \$5,540,000**

**Street Reconstruction/Improvements**

CIP #	Phase	Title	Projected Total
2183		FERRY STREET REPAIR AND OVERLAY: QUEEN AVENUE TO 34TH AVENUE	\$590,000
2227		24TH AVENUE REHABILITATION: LIBERTY STREET TO PACIFIC BOULEVARD	\$530,000

CIP #	Phase	Title	Projected Total
2230		THURSTON STREET REHABILITATION: QUEEN AVENUE TO SOUTH OF 19TH AVENUE	\$657,000
2232		38TH AVENUE REHABILITATION: 35TH AVENUE TO THURSTON STREET	\$371,000
2233		5TH AVENUE REHABILITATION: LYON STREET TO MAIN STREET	\$3,800,000
2234		2ND AVENUE OVERLAY: ELLSWORTH STREET TO MAIN STREET	\$311,000
2237		HICKORY STREET OVERLAY: NORTH ALBANY ROAD TO SPRINGHILL DRIVE	\$199,000
2238		TIMBER STREET OVERLAY: KNOX BUTTE ROAD TO DOGWOOD AVENUE	\$179,000
2239		DOGWOOD AVENUE OVERLAY: PRICE ROAD TO GOLDFISH FARM ROAD	\$185,000
2240		GEARY STREET OVERLAY: 24TH AVENUE TO 34TH AVENUE	\$318,000
2241		1ST AVENUE OVERLAY: LYON STREET TO MAIN STREET	\$311,000
2243		GEARY STREET OVERLAY: 17TH AVENUE TO 24TH AVENUE	\$331,000
2244		PRICE ROAD OVERLAY: DOGWOOD AVENUE TO BLUE OX RV PARK	\$232,000
2245		LOCHNER ROAD OVERLAY: OREGON YOUTH AUTHORITY FRONTAGE	\$146,000
2246		GRAND PRAIRIE ROAD OVERLAY: GEARY STREET TO WAVERLY DRIVE	\$331,000
2249		21ST AVENUE OVERLAY: WAVERLY DRIVE TO LEXINGTON STREET	\$132,000
2250		LEXINGTON STREET OVERLAY: 21ST AVENUE TO GRAND PRAIRIE ROAD	\$265,000
2256		MARION STREET OVERLAY: 24TH AVENUE TO 34TH AVENUE	\$219,000
2257		34TH AVENUE OVERLAY: LYON STREET TO WAVERLY DRIVE	\$695,000
2259		KILLDEER AVENUE OVERLAY: PACIFIC BOULEVARD TO AIRPORT ROAD	\$179,000
2260		5TH AVENUE OVERLAY: ELM STREET TO WASHINGTON STREET	\$146,000
2262		CLOVER RIDGE ROAD OVERLAY: KNOX BUTTE ROAD TO TRUAZ CREEK BRIDGE	\$271,000
2264		NORTH ALBANY ROAD OVERLAY: GIBSON HILL ROAD TO WEST OF GALE STREET	\$318,000
2266		GOLDFISH FARM ROAD OVERLAY: US 20 TO CREEL AVENUE	\$199,000
2268		SOMERSET DRIVE OVERLAY: TIMBER RIDGE STREET TO KNOX BUTTE ROAD	\$179,000
2269		MARION STREET OVERLAY: 34TH AVENUE TO ALBANY & EASTERN RAILROAD TRACKS	\$99,000
2270		GOLDFISH FARM ROAD OVERLAY: KNOX BUTTE ROAD TO DOGWOOD AVENUE	\$172,000
2271		WAVERLY DRIVE OVERLAY: GRAND PRAIRIE ROAD TO 36TH AVENUE	\$298,000
2272		GRAND PRAIRIE ROAD OVERLAY: WAVERLY DRIVE TO EAST OF LEXINGTON STREET	\$225,000
2274		GEARY STREET OVERLAY: FRONT AVENUE TO 6TH AVENUE	\$166,000
2275		LIBERTY STREET OVERLAY: QUEEN AVENUE TO 24TH AVENUE	\$212,000
2276		WAVERLY DRIVE OVERLAY: PACIFIC BOULEVARD TO SANTIAM HIGHWAY	\$199,000
2277		WAVERLY DRIVE OVERLAY: QUEEN AVENUE TO GRAND PRAIRIE ROAD	\$305,000
2278		DEL RIO AVENUE OVERLAY: COLUMUS STREET TO WAVERLY DRIVE	\$99,000
2279		TIMBER RIDGE STREET OVERLAY: SOMERSET DRIVE TO KNOX BUTTE ROAD	\$265,000
2408		9TH AVENUE STREET IMPROVEMENTS	\$1,249,000
<b>Total for Unfunded Street Reconstruction/Improvements:</b>			<b>\$14,383,000</b>

## Study Projects

CIP #	Phase	Title	Projected Total
2156		SAFETY AUDIT (S3)	\$30,000
2157		ALBANY TSP MPO UPDATE (S6)	\$350,000
2158		WAYFINDING (S8)	\$25,000
2159		INTERSTATE 5/OR 99E/KNOX BUTTE ROAD REFINEMENT PLAN (S9)	\$100,000
2160		INTERSTATE 5/US 20 (SANTIAM) REFINEMENT PLAN (S10)	\$100,000

---

**Total for Unfunded Study Projects: \$605,000**

**Transit Projects**

<u>CIP #</u>	<u>Phase</u>	<u>Title</u>	<u>Projected Total</u>
2303		LAND ACQUISITION: ALBANY TRAIN/MULTIMODAL STATION ADDITIONAL PARKING LOT	\$1,500,000
2304		DESIGN & CONSTRUCTION: ALBANY TRAIN/MULTIMODAL STATION ADDITIONAL PARKING LOT	\$1,500,000

---

**Total for Unfunded Transit Projects: \$3,000,000**

**Grand Total for Unfunded Transportation: \$249,113,500**





## **Catching Up on Deferred Maintenance**

### *Replacement Needs Prominent*

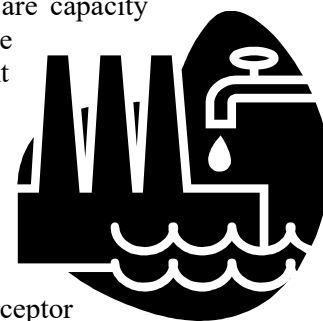
The City’s wastewater system consists of a collection system that is made up of 201 miles of gravity flow pipes, 7.6 miles of pressure pipes, 4,494 manholes, 11 sewer lift stations, the Water Reclamation Facility, and Talking Water Gardens wetlands. Staff systematically performs extensive condition assessments of the City’s wastewater system in order to identify and prioritize the perpetual life replacement of the infrastructure. Based on current assessment results, approximately 23 miles of the City’s 201 miles of gravity flow sewer pipes are anticipated to require replacement or major repair within the next 10 years, or risk complete failures with interruption of service and potential overflows into basements.

The Albany City Council has set five-year planning goals for funding perpetual life replacement to avoid wastewater main failures and disruption of sewer service to Albany citizens. Council evaluates revenues, expenditures, system needs, and the state of the local economy annually, to determine what future revenue resource increases are appropriate to meet these goals.

The wastewater projects identified in this year’s five-year window are consistent with Council’s direction and represent the minimum necessary to restore the condition of the collection system with the goal of continued provision of uninterrupted service to the Albany community. Restoration of the collection system helps reduce infiltration of groundwater and inflow of stormwater into the collection system which can impact capacity requirements within the system and require additional capital improvements for conveyance and treatment of sewer flows.

### **Evaluating System Capacity Requirements**

The City of Albany conducted a system-wide capacity analysis of the wastewater collection system in 2015. The evaluation identified a number of locations throughout town that are capacity limited and result in rainfall induced overflows that are not permitted under the City’s discharge permit with DEQ, notably the Cox Creek Interceptor, Riverfront Interceptor Lift Station and Force Main, and the Ferry Street Interceptor. The cost to immediately address all of these deficiencies far exceeds the City’s financial capabilities. Consequently, Council prioritized improvements based on risks and established a funding strategy to systematically construct improvements over time. Progress is being made! The first phase of the Cox Creek Interceptor, and construction of the Riverfront Interceptor Lift Station and Force Main are complete. The second and third phases of the Cox Creek Interceptor will be constructed this biennium, and the Ferry Street Interceptor is identified in the five-year planning window of this CIP.



### **Meeting Environmental Challenges**

The Albany-Millersburg Water Reclamation Facility discharges treated effluent under a National Pollutant Discharge Elimination System (NPDES) Permit administered by DEQ. The City is required to

renew the permit and work is underway. The scope of work associated with the permit renewal is dependent on DEQ findings and could result in significant costs.

## Funding Summary

The following table shows the total value of projects scheduled in each of the five years of this CIP, broken down by the source of the funding. The costs shown are the projected total project costs in the year the project is proposed.

Each year the estimated cost of the projects is adjusted to current year costs by applying the change in the Engineering News-Record (ENR) construction cost index for Seattle. An annual three percent inflation factor is added to estimate future year costs.

## Projected Cost Totals

FUNDING SOURCE	2024	2025	2026	2027	2028	TOTAL
Sewer Rates/Operating Revenues	\$4,425,000	\$11,067,000	\$10,187,000	\$1,300,000	\$1,300,000	\$28,279,000
<b>GRAND TOTALS:</b>	<b>\$4,425,000</b>	<b>\$11,067,000</b>	<b>\$10,187,000</b>	<b>\$1,300,000</b>	<b>\$1,300,000</b>	<b>\$28,279,000</b>

# Funded Projects Summary & Detail

The following projects have been identified for inclusion in this five-year Capital Improvement Program.

Each project shown below is explained in detail on the pages that follow. Projects are listed in the fiscal year order they are planned to occur, and in CIP ID# order within a given fiscal year set.

CIP #	Phase	Title	Projected Total
<b>Plan Year: 2023 – 2024</b>			
2344		NORTH ALBANY LIFT STATION IMPROVEMENTS	\$3,125,000
2418		LATERAL REPLACEMENT & BASEMENT PROTECTION	\$300,000
2419		2024 COLLECTION SYSTEM REHABILITATION PROJECTS	\$1,000,000
<b>Total for FY 2023 – 2024</b>			<b>\$4,425,000</b>
<b>Plan Year: 2024 – 2025</b>			
2331		COX CREEK INTERCEPTOR PROJECT PHASE 3	\$8,367,000
2446		LATERAL REPLACEMENT & BASEMENT PROTECTION	\$300,000
2483		2025 COLLECTION SYSTEM REHABILITATION PROJECTS	\$1,000,000
2642		GOLDFISH FARM ROAD SEWER IMPROVEMENTS	\$1,400,000
<b>Total for FY 2024 – 2025</b>			<b>\$11,067,000</b>
<b>Plan Year: 2025 – 2026</b>			
2341		FERRY STREET INTERCEPTOR PROJECT	\$3,720,000
2447		LATERAL REPLACEMENT & BASEMENT PROTECTION	\$300,000
2448		2026 COLLECTION SYSTEM REHABILITATION PROJECTS	\$1,000,000
2643		COX CREEK INTERCEPTOR PROJECT PHASE 4	\$5,167,000
<b>Total for FY 2025 – 2026</b>			<b>\$10,187,000</b>
<b>Plan Year: 2026 – 2027</b>			
2484		LATERAL REPLACEMENT & BASEMENT PROTECTION	\$300,000
2486		2027 COLLECTION SYSTEM REHABILITATION PROJECTS	\$1,000,000
<b>Total for FY 2026 – 2027</b>			<b>\$1,300,000</b>
<b>Plan Year: 2027 – 2028</b>			
2485		LATERAL REPLACEMENT & BASEMENT PROTECTION	\$300,000
2487		2028 COLLECTION SYSTEM REHABILITATION PROJECTS	\$1,000,000
<b>Total for FY 2027 – 2028</b>			<b>\$1,300,000</b>
<b>Grand Total for Wastewater:</b>			<b>\$28,279,000</b>

**Plan FY: 2023-2024 NORTH ALBANY LIFT STATION IMPROVEMENTS**

**CIP Project #: 2344**

**Master Plan:** Sanitary Sewer Master Plan      **Plan Element:** LS19  
**Category:** Wastewater      **Classification:** Lift Stations  
**Department:** Public Works Department

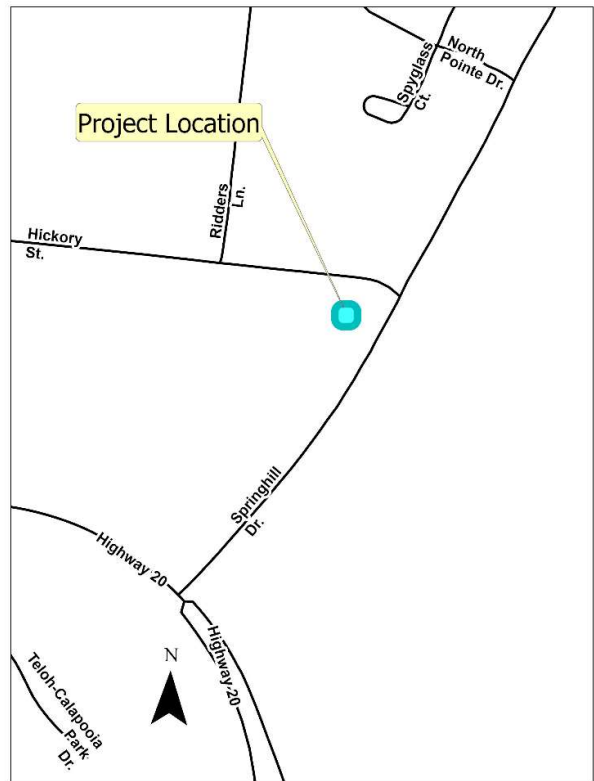
**Total Cost: \$3,125,000**

This project provides for replacing the existing North Albany sewer lift station with a larger sewer lift station. The existing lift station does not have sufficient capacity to handle existing peak flows without both pumps operating, and requires additional capacity to accommodate development in North Albany. The existing lift station structure is not large enough to accommodate the future required capacity, so a new facility will need to be built.

**Operating Budget Impact:** This project will reduce maintenance costs over the long term through reduction in emergency responses.

**Funding Sources For This Project:**

<u>Activity</u>	<u>Funding Source</u>	<u>Projected Amount</u>
60140350	SEWER RATES/OPERATING REVENUE	\$3,125,000
Total:		\$3,125,000



**Plan FY: 2023-2024 LATERAL REPLACEMENT & BASEMENT PROTECTION**

**CIP Project #: 2418**

---

**Master Plan:** **Plan Element:**  
**Category:** Wastewater **Classification:** Sewer Mains  
**Department:** Public Works Department

**Total Cost: \$300,000**

During FY 1999-2000, the City Council adopted three new programs to assist property owners with sanitary sewer lateral service issues.

The Basement Flooding Protection Loan Program provides a no-interest, ten-year loan to assist property owners with installation of backflow protection valves and sump pumps needed to protect buildings from flooding due to the sanitary sewer system.

The Council also adopted a Basement Flooding Protection Grant Program that provides limited City participation in the cost of basement flooding protection improvements. The grant program is targeted for properties that have experienced frequent flooding, have responded with good faith efforts to minimize the flooding risk, and in spite of these efforts, continue to experience basement flooding.

The lateral replacement program provides a one-time-only replacement of qualifying sanitary sewer service laterals on private property. Replacement of these laterals reduces the amount of infiltration entering the sanitary sewer system through cracks and breaks in older, deteriorated service lines.

Operating Budget Impact: This project will reduce sewer maintenance costs over the long term by reducing the amount of extraneous flow into the sanitary sewer system that is receiving treatment.

**Funding Sources For This Project:**

<u>Activity</u>	<u>Funding Source</u>	<u>Projected Amount</u>
60140350	SEWER RATES/OPERATING REVENUE	\$300,000
	Total:	\$300,000

**Plan FY: 2023-2024 2024 COLLECTION SYSTEM REHABILITATION PROJECTS**

**CIP Project #: 2419**

**Master Plan:**

**Plan Element:**

**Category:** Wastewater

**Classification:** Sewer Mains

**Department:** Public Works Department

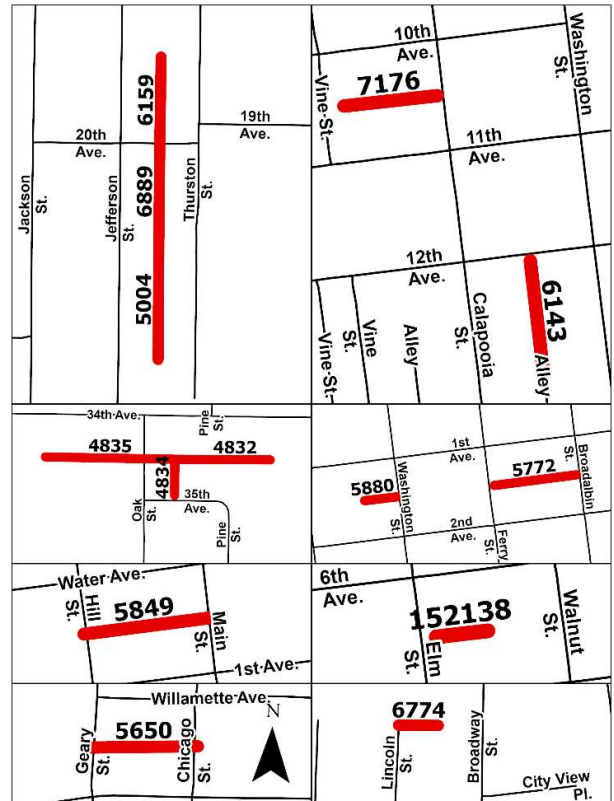
**Total Cost: \$1,000,000**

For this fiscal year approximately 3,600 feet of sewer mains are proposed for rehabilitation with Pipe Bursting. These pipes have been prioritized based on the City's system-wide condition assessment. Pipe bursting is an effective and cost-efficient way to rehabilitate existing sewer mains that are at the end of their service. It is a form of "trenchless technology," which means costly excavations and surface restorations are minimized. (ID's for the subject lines are 6159, 6889, 5004, 152138, 6774, 5772, 5880, 4832, 4834, 4835, 5650, 5849, 7176, 6143).

**Operating Budget Impact:** This project will reduce long-term operations and maintenance costs through reduction in emergency responses and reduction in infiltrating groundwater that must be pumped and treated.

**Funding Sources For This Project:**

<u>Activity</u>	<u>Funding Source</u>	<u>Projected Amount</u>
60140350	SEWER RATES/OPERATING REVENUE	\$1,000,000
Total:		\$1,000,000



**Plan FY: 2024-2025 COX CREEK INTERCEPTOR PROJECT PHASE 3**

**CIP Project #: 2331**

**Master Plan:** Sanitary Sewer Master Plan

**Plan Element:** P10A, P10B, P11A

**Category:** Wastewater

**Classification:** Interceptors/Collectors

**Department:** Public Works Department

**Total Cost: \$8,367,000**

The Cox Creek Interceptor project will provide capacity to reduce existing overflows and to handle peak buildout flows during a 5-year design storm event. With new additional capacity, surcharging in upstream sewer lines will be significantly reduced with a goal of eliminating unpermitted overflows from the sewer system. Construction of these improvements will also allow for continued property development in the upstream sewer basin and will also facilitate development downstream east of Interstate 5 (I-5). This project will replace approximately 2,400 feet of undersized pipe with new 24-inch sewer pipe and extend approximately 500 feet of 24-inch sewer pipe across I-5.

**Operating Budget Impact:** This project will reduce long-term operations and maintenance costs through reduction in emergency responses and reduction in infiltrating groundwater that must be pumped and treated.

**Funding Sources For This Project:**

<u>Activity</u>	<u>Funding Source</u>	<u>Projected Amount</u>
60140350	SEWER RATES/OPERATING REVENUE	\$8,367,000
Total:		\$8,367,000





**Plan FY: 2024-2025 LATERAL REPLACEMENT & BASEMENT PROTECTION**

**CIP Project #: 2446**

---

**Master Plan:** **Plan Element:**  
**Category:** Wastewater **Classification:** Sewer Mains  
**Department:** Public Works Department

**Total Cost: \$300,000**

During FY 1999-2000, the City Council adopted three new programs to assist property owners with sanitary sewer lateral service issues.

The Basement Flooding Protection Loan Program provides a no-interest, ten-year loan to assist property owners with installation of backflow protection valves and sump pumps needed to protect buildings from flooding due to the sanitary sewer system.

The Council also adopted a Basement Flooding Protection Grant Program that provides limited City participation in the cost of basement flooding protection improvements. The grant program is targeted for properties that have experienced frequent flooding, have responded with good faith efforts to minimize the flooding risk, and in spite of these efforts, continue to experience basement flooding.

The lateral replacement program provides a one-time-only replacement of qualifying sanitary sewer service laterals on private property. Replacement of these laterals reduces the amount of infiltration entering the sanitary sewer system through cracks and breaks in older, deteriorated service lines.

Operating Budget Impact: This project will reduce sewer maintenance costs over the long term by reducing the amount of extraneous flow into the sanitary sewer system that is receiving treatment.

**Funding Sources For This Project:**

<u>Activity</u>	<u>Funding Source</u>	<u>Projected Amount</u>
60140350	SEWER RATES/OPERATING REVENUE	\$300,000
	Total:	\$300,000

**Plan FY: 2024-2025 2025 COLLECTION SYSTEM REHABILITATION PROJECTS**

**CIP Project #: 2483**

**Master Plan:**

**Plan Element:**

**Category:** Wastewater

**Classification:** Sewer Mains

**Department:** Public Works Department

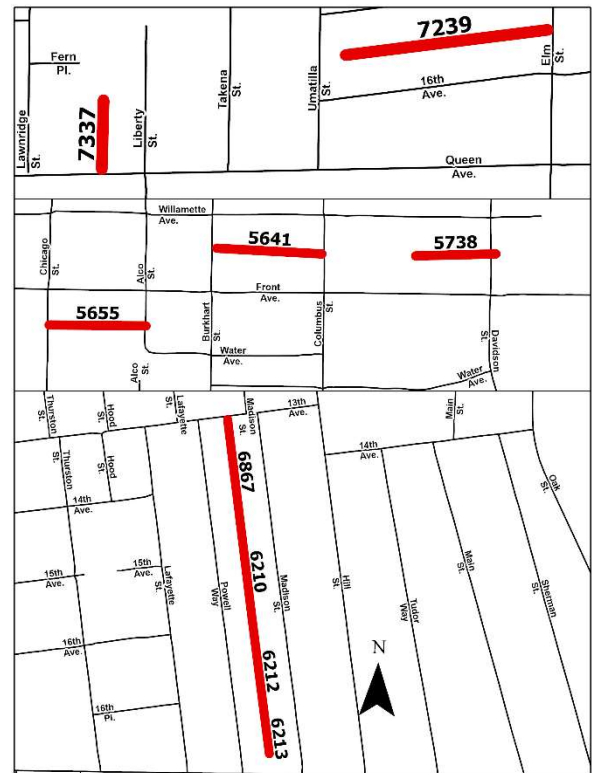
**Total Cost: \$1,000,000**

For this fiscal year approximately 3,200 feet of sewer mains are proposed for rehabilitation with Pipe Bursting. These pipes have been prioritized based on the City's system-wide condition assessment. Pipe bursting is an effective and cost-efficient way to rehabilitate existing sewer mains that are at the end of their service. It is a form of "trenchless technology," which means costly excavations and surface restorations are minimized. (ID's for the subject lines are 6210, 6212, 6213, 6867, 7337, 5738, 5655, 5641, 7239).

**Operating Budget Impact:** This project will reduce long-term operations and maintenance costs through reduction in emergency responses and reduction in infiltrating groundwater that must be pumped and treated.

**Funding Sources For This Project:**

<u>Activity</u>	<u>Funding Source</u>	<u>Projected Amount</u>
60140350	SEWER RATES/OPERATING REVENUE	\$1,000,000
Total:		\$1,000,000



**Plan FY: 2024-2025    GOLDFISH FARM ROAD SEWER IMPROVEMENTS**

**CIP Project #: 2642**

**Master Plan:**

**Plan Element:**

**Category:**        Wastewater

**Classification:**    Sewer Mains

**Department:**    Public Works Department

**Total Cost:        \$1,400,000**

This project will construct approximately 2,600 linear feet of new 12-inch and 8-inch sewer main on Highway 20 and Goldfish Farm Road. The extension will provide service to adjacent properties. The sewer lines are being replaced ahead of planned street improvements Linn County is making to Goldfish Farm Road.

Operating Budget Impact: This project will slightly increase operating costs by adding additional sewer lines to the wastewater system.

**Funding Sources For This Project:**

<u>Activity</u>	<u>Funding Source</u>	<u>Projected Amount</u>
60140350	SEWER RATES/OPERATING REVENUE	\$1,400,000
Total:		\$1,400,000



**Plan FY: 2025-2026 FERRY STREET INTERCEPTOR PROJECT**

**CIP Project #: 2341**

**Master Plan:** Sanitary Sewer Master Plan

**Plan Element:** P15

**Category:** Wastewater

**Classification:** Interceptors/Collectors

**Department:** Public Works Department

**Total Cost: \$3,720,000**

The Ferry Street Interceptor project will provide capacity to reduce existing overflows and to handle peak flows during a 5-year design storm event at buildout. With additional capacity, surcharging in upstream sewer lines will be significantly reduced with a goal of eliminating unpermitted overflows from the sewer system. This project will replace approximately 1,500 feet of undersized pipe with new 24-inch sewer pipe.

**Operating Budget Impact:** This project will reduce long-term operations and maintenance costs through reduction in emergency responses and reduction in infiltrating groundwater that must be pumped and treated.

**Funding Sources For This Project:**

<u>Activity</u>	<u>Funding Source</u>	<u>Projected Amount</u>
60140350	SEWER RATES/OPERATING REVENUE	\$3,720,000
Total:		\$3,720,000



**Plan FY: 2025-2026 LATERAL REPLACEMENT & BASEMENT PROTECTION**

**CIP Project #: 2447**

---

**Master Plan:** **Plan Element:**  
**Category:** Wastewater **Classification:** Sewer Mains  
**Department:** Public Works Department

**Total Cost: \$300,000**

During FY 1999-2000, the City Council adopted three new programs to assist property owners with sanitary sewer lateral service issues.

The Basement Flooding Protection Loan Program provides a no-interest, ten-year loan to assist property owners with installation of backflow protection valves and sump pumps needed to protect buildings from flooding due to the sanitary sewer system.

The Council also adopted a Basement Flooding Protection Grant Program that provides limited City participation in the cost of basement flooding protection improvements. The grant program is targeted for properties that have experienced frequent flooding, have responded with good faith efforts to minimize the flooding risk, and in spite of these efforts, continue to experience basement flooding.

The lateral replacement program provides a one-time-only replacement of qualifying sanitary sewer service laterals on private property. Replacement of these laterals reduces the amount of infiltration entering the sanitary sewer system through cracks and breaks in older, deteriorated service lines.

Operating Budget Impact: This project will reduce sewer maintenance costs over the long term by reducing the amount of extraneous flow into the sanitary sewer system that is receiving treatment.

**Funding Sources For This Project:**

<u>Activity</u>	<u>Funding Source</u>	<u>Projected Amount</u>
60140350	SEWER RATES/OPERATING REVENUE	\$300,000
	Total:	\$300,000

**Plan FY: 2025-2026 2026 COLLECTION SYSTEM REHABILITATION PROJECTS**

**CIP Project #: 2448**

---

**Master Plan:**

**Plan Element:**

**Category:** Wastewater

**Classification:** Sewer Mains

**Department:** Public Works Department

**Total Cost: \$1,000,000**

Based on current condition assessment results, approximately 23 miles of sewer mains are in extremely poor condition and are expected to completely fail within the next five to ten years if not replaced or repaired. As such, funds identified for this project are the minimum necessary to start the rehabilitation process. Specific project locations are not mapped for this CIP because the condition assessment is ongoing and pipes will be reprioritized for replacement annually. Each fiscal year, the highest priority pipes are mapped for inclusion in the first two years of the five-year CIP.

Operating Budget Impact: This project will reduce long-term operations and maintenance costs through reduction in emergency responses and reduction in infiltrating groundwater that must be pumped and treated.

**Funding Sources For This Project:**

<u>Activity</u>	<u>Funding Source</u>	<u>Projected Amount</u>
60140350	SEWER RATES/OPERATING REVENUE	\$1,000,000
	Total:	\$1,000,000

**Plan FY: 2024-2025 COX CREEK INTERCEPTOR PROJECT PHASE 4**

**CIP Project #: 2643**

**Master Plan:** Sanitary Sewer Master Plan

**Plan Element:** P11

**Category:** Wastewater

**Classification:** Interceptors/Collectors

**Department:** Public Works Department

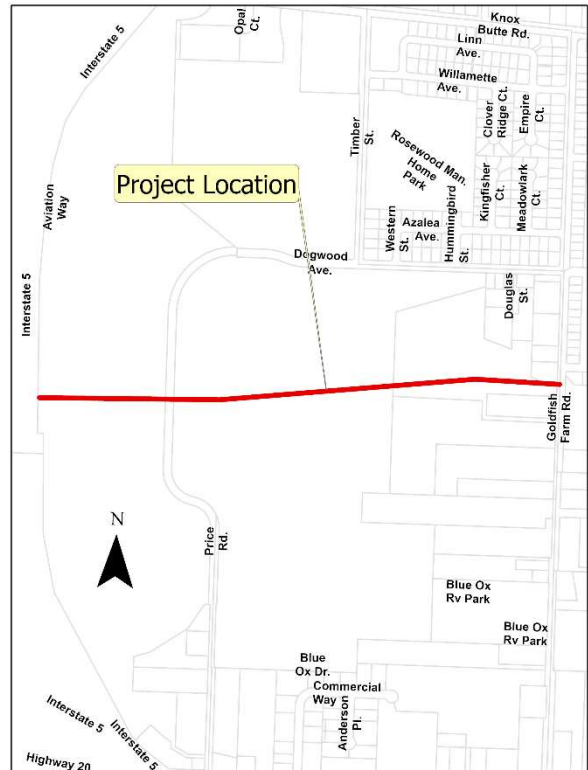
**Total Cost:** \$5,167,000

The Cox Creek Interceptor project will provide capacity to reduce existing overflows and to handle peak buildout flows during a 5-year design storm event. With new additional capacity, surcharging in upstream sewer lines will be significantly reduced with a goal of eliminating unpermitted overflows from the sewer system. Construction of these improvements will also allow for continued property development in the upstream sewer basin and will also facilitate development downstream east of Interstate 5 (I-5). This project will replace approximately 3,100 feet of undersized pipe with new 15-inch and 24-inch sewer pipe.

**Operating Budget Impact:** This project will reduce long-term operations and maintenance costs through reduction in emergency responses and reduction in infiltrating groundwater that must be pumped and treated.

**Funding Sources For This Project:**

<u>Activity</u>	<u>Funding Source</u>	<u>Projected Amount</u>
60140350	SEWER RATES/OPERATING REVENUE	\$5,167,000
Total:		\$5,167,000



**Plan FY: 2026-2027 LATERAL REPLACEMENT & BASEMENT PROTECTION**

**CIP Project #: 2484**

---

**Master Plan:** **Plan Element:**  
**Category:** Wastewater **Classification:** Sewer Mains  
**Department:** Public Works Department

**Total Cost: \$300,000**

During FY 1999-2000, the City Council adopted three new programs to assist property owners with sanitary sewer lateral service issues.

The Basement Flooding Protection Loan Program provides a no-interest, ten-year loan to assist property owners with installation of backflow protection valves and sump pumps needed to protect buildings from flooding due to the sanitary sewer system.

The Council also adopted a Basement Flooding Protection Grant Program that provides limited City participation in the cost of basement flooding protection improvements. The grant program is targeted for properties that have experienced frequent flooding, have responded with good faith efforts to minimize the flooding risk, and in spite of these efforts, continue to experience basement flooding.

The lateral replacement program provides a one-time-only replacement of qualifying sanitary sewer service laterals on private property. Replacement of these laterals reduces the amount of infiltration entering the sanitary sewer system through cracks and breaks in older, deteriorated service lines.

Operating Budget Impact: This project will reduce sewer maintenance costs over the long term by reducing the amount of extraneous flow into the sanitary sewer system that is receiving treatment.

**Funding Sources For This Project:**

<u>Activity</u>	<u>Funding Source</u>	<u>Projected Amount</u>
60140350	SEWER RATES/OPERATING REVENUE	\$300,000
	Total:	\$300,000



**Plan FY: 2026-2027 2027 COLLECTION SYSTEM REHABILITATION PROJECTS**

**CIP Project #: 2486**

---

**Master Plan:** **Plan Element:**  
**Category:** Wastewater **Classification:** Sewer Mains  
**Department:** Public Works Department

**Total Cost: \$1,000,000**

Based on current condition assessment results, approximately 23 miles of sewer mains are in extremely poor condition and are expected to completely fail within the next five to ten years if not replaced or repaired. As such, funds identified for this project are the minimum necessary to start the rehabilitation process. Specific project locations are not mapped for this CIP because the condition assessment is ongoing and pipes will be reprioritized for replacement annually. Each fiscal year, the highest priority pipes are mapped for inclusion in the first two years of the five-year CIP.

Operating Budget Impact: This project will reduce long-term operations and maintenance costs through reduction in emergency responses and reduction in infiltrating groundwater that must be pumped and treated.

**Funding Sources For This Project:**

<u>Activity</u>	<u>Funding Source</u>	<u>Projected Amount</u>
60140350	SEWER RATES/OPERATING REVENUE	\$1,000,000
	Total:	\$1,000,000

**Plan FY: 2027-2028 LATERAL REPLACEMENT & BASEMENT PROTECTION**

**CIP Project #: 2485**

---

**Master Plan:** **Plan Element:**  
**Category:** Wastewater **Classification:** Sewer Mains  
**Department:** Public Works Department

**Total Cost: \$300,000**

During FY 1999-2000, the City Council adopted three new programs to assist property owners with sanitary sewer lateral service issues.

The Basement Flooding Protection Loan Program provides a no-interest, ten-year loan to assist property owners with installation of backflow protection valves and sump pumps needed to protect buildings from flooding due to the sanitary sewer system.

The Council also adopted a Basement Flooding Protection Grant Program that provides limited City participation in the cost of basement flooding protection improvements. The grant program is targeted for properties that have experienced frequent flooding, have responded with good faith efforts to minimize the flooding risk, and in spite of these efforts, continue to experience basement flooding.

The lateral replacement program provides a one-time-only replacement of qualifying sanitary sewer service laterals on private property. Replacement of these laterals reduces the amount of infiltration entering the sanitary sewer system through cracks and breaks in older, deteriorated service lines.

Operating Budget Impact: This project will reduce sewer maintenance costs over the long term by reducing the amount of extraneous flow into the sanitary sewer system that is receiving treatment.

**Funding Sources For This Project:**

<u>Activity</u>	<u>Funding Source</u>	<u>Projected Amount</u>
60140350	SEWER RATES/OPERATING REVENUE	\$300,000
	Total:	\$300,000

**Plan FY: 2027-2028 2028 COLLECTION SYSTEM REHABILITATION PROJECTS**

**CIP Project #: 2487**

---

**Master Plan:** **Plan Element:**  
**Category:** Wastewater **Classification:** Sewer Mains  
**Department:** Public Works Department

**Total Cost: \$1,000,000**

Based on current condition assessment results, approximately 23 miles of sewer mains are in extremely poor condition and are expected to completely fail within the next five to ten years if not replaced or repaired. As such, funds identified for this project are the minimum necessary to start the rehabilitation process. Specific project locations are not mapped for this CIP because the condition assessment is ongoing and pipes will be reprioritized for replacement annually. Each fiscal year, the highest priority pipes are mapped for inclusion in the first two years of the five-year CIP.

Operating Budget Impact: This project will reduce long-term operations and maintenance costs through reduction in emergency responses and reduction in infiltrating groundwater that must be pumped and treated.

**Funding Sources For This Project:**

<u>Activity</u>	<u>Funding Source</u>	<u>Projected Amount</u>
60140350	SEWER RATES/OPERATING REVENUE	\$1,000,000
	Total:	\$1,000,000

## Unfunded Projects

The following projects have been identified as needed repairs and/or improvements to the City’s infrastructure. In most cases, these projects are the result of a master plan process, which attempts to systematically look at the needs for public infrastructure over the next 10 to 20 years. These projects are considered “unfunded” because either a source of funding has not been made available, or they will not be implemented within the five-year window this plan covers.

### Interceptors/Collectors

CIP #	Phase	Title	Projected Total
1251		KNOX BUTTE ROAD COLLECTOR: UPSIZE LINE FROM CENTURY DRIVE LIFT STATION UPSTREAM TO ONYX STREET	\$3,137,000
1253		47TH AVENUE COLLECTOR: UPSIZE LINE FROM COLUMBUS STREET UPSTREAM TO END OF GRAVITY LINE	\$1,186,000
1770		COX CREEK INTERCEPTOR	\$4,926,000
2345		HILL STREET COLLECTOR: UPSIZE LINE FROM 7TH AVENUE TO 13TH AVENUE	\$1,800,000
2346		MARION STREET COLLECTORS	\$216,000
2348		COLUMBUS STREET EXTENSION	\$1,720,000
2349		SOMERSET DRIVE COLLECTORS	\$1,439,000
2351		THREE LAKES ROAD COLLECTORS	\$4,584,000
2353		HIGHWAY 20 COLLECTORS	\$2,964,000
2356		KNOX BUTTE ROAD COLLECTORS	\$3,420,000
2359		SPRINGHILL DRIVE COLLECTORS	\$3,322,000
2362		WEST THORNTON LAKE COLLECTORS	\$1,843,000
2364		COLUMBUS STREET COLLECTORS	\$412,000
2366		CENTURY DRIVE – DRAPERVILLE COLLECTORS	\$10,830,000
<b>Total for Unfunded Interceptors/Collectors:</b>			<b>\$41,799,000</b>

### Lift Stations

CIP #	Phase	Title	Projected Total
1255		NEW LIFT STATIONS: THORNTON LAKE AND SPRINGHILL DRIVE	\$1,002,000
2347		MARION STREET LIFT STATION IMPROVEMENTS	\$1,000,000
2352		THREE LAKES ROAD LIFT STATION IMPROVEMENTS	\$850,000
2354		HIGHWAY 20 LIFT STATION IMPROVEMENTS	\$850,000
2357		KNOX BUTTE ROAD LIFT STATION IMPROVEMENTS	\$850,000
2358		BURKHART CREEK LIFT STATION IMPROVEMENTS	\$850,000
2360		SPRINGHILL DRIVE LIFT STATION IMPROVEMENTS	\$850,000
2361		QUARRY ROAD LIFT STATION IMPROVEMENTS	\$850,000
2363		WEST THORNTON LAKE LIFT STATION IMPROVEMENTS	\$850,000
2365		COLUMBUS STREET LIFT STATION IMPROVEMENTS	\$105,000
2367		CENTURY DRIVE LIFT STATION IMPROVEMENTS	\$1,650,000
<b>Total for Unfunded Lift Stations:</b>			<b>\$9,707,000</b>

## Sewer Mains

<u>CIP #</u>	<u>Phase</u>	<u>Title</u>	<u>Projected Total</u>
2340		ANNUAL COLLECTION SYSTEM REHABILITATION PROJECTS (\$/YR)	\$2,600,000
2350		MARION STREET SEWER MAIN EXTENSION	\$1,204,000
2355		TIMBER LINN SEWER MAINS	\$3,261,000
2394		12TH AVENUE SEWER IMPROVEMENTS	\$1,249,000
2397		14TH AVENUE SEWER IMPROVEMENTS	\$1,117,000
<b>Total for Unfunded Sewer Mains:</b>			<b>\$9,431,000</b>

## Talking Water Gardens

<u>CIP #</u>	<u>Phase</u>	<u>Title</u>	<u>Projected Total</u>
2190		TALKING WATER GARDENS: COMPLETE ENTRANCE/PARKING LOT LANDSCAPING	\$130,000
2191		TALKING WATER GARDENS: COMPLETE BRIDGE IMPROVEMENTS & LANDSCAPING	\$125,000
2192		TALKING WATER GARDENS: REROUTE OVERHEAD POWER LINES	\$400,000
2193		TALKING WATER GARDENS: ENTRANCE ROAD IMPROVEMENTS	\$700,000
<b>Total for Unfunded Talking Water Gardens:</b>			<b>\$1,355,000</b>

**Grand Total for Unfunded Wastewater: \$62,292,000**

# Water Sustains All

## *Looking to the Future*

**A**s a result of the City’s partnership with the City of Millersburg, investments in transmission main capacity, and targeting replacement of leaky steel water lines, Albany water customers enjoy the security of two safe and reliable sources of drinking water, a distribution system with capacity ready to serve growth, and stable operation and maintenance expenses. These benefits are not shared by all other Oregon communities.



The City’s water system consists of a robust network of pipes, reservoirs, and pump stations. In all, the water system is made up of 270 miles of pipes, seven pump stations, seven reservoirs, 20,042 service lines, 1,957 hydrants, 7,729 valves, an 18-mile canal, and two water treatment plants.

When selecting water system capital projects, the following criteria is considered: projects needed to meet drinking water standards and other regulatory requirements, projects needed to maintain capacity and reliability of critical system components such as the Santiam-Albany Canal, projects related to street improvements; projects related to increased demand, projects related to other issues such as alleviation of health hazards or maintaining fire flows. The Albany City Council recognizes the importance of maintaining our system and has provided direction regarding five-year planning goals for perpetual life replacement. Meeting those goals requires a commitment to seeking additional revenues. The City Council evaluates revenues, expenditures, system needs, and the state of the local economy annually, to determine what revenue increases are appropriate. If water rates are not raised according to the five-year plan, it will not be possible to complete many of the projects listed in the five-year life of the water portion of the CIP and future CIPs will reflect these changes.

The water system projects identified in this year’s five-year CIP are consistent with Council’s direction and represent the minimum necessary for continued consistent quality water services and to support economic development in the City.

## **Funding Summaries**

The following table shows the total value of projects scheduled in each of the five years of this CIP, broken down by the source of the funding. The costs shown are the projected total project costs in the year the project is proposed.

Each year the estimated cost of the projects is adjusted to current year costs by applying the change in the Engineering News-Record (ENR) construction cost index for Seattle. An annual three percent inflation factor is added to estimate future year costs.

## Projected Cost Totals

<b>FUNDING SOURCE</b>	<b>2024</b>	<b>2025</b>	<b>2026</b>	<b>2027</b>	<b>2028</b>	<b>TOTAL</b>
City of Millersburg	\$166,750	\$0	\$0	\$0	\$0	\$166,750
North Albany Water Capital Charge	\$700,000	\$0	\$0	\$0	\$0	\$700,000
Water Rates/Operating Revenues	\$2,533,250	\$3,400,000	\$2,925,000	\$1,400,000	\$2,600,000	\$12,858,250
<b><u>GRAND TOTALS:</u></b>	<b>\$3,400,000</b>	<b>\$3,400,000</b>	<b>\$2,925,000</b>	<b>\$1,400,000</b>	<b>\$2,600,000</b>	<b>\$13,725,000</b>

## Funded Projects Summary & Detail

The following projects have been identified for inclusion in this five-year Capital Improvement Program.

Each project shown below is explained in detail on the pages that follow. Projects are listed in the fiscal year order they are planned to occur, and in CIP ID# order within a given fiscal year set.

CIP #	Phase	Title	Projected Total
<b>Plan Year: 2023 – 2024</b>			
2488		COUNTRYMAN CIRCLE WATER LINE	\$1,950,000
2489		ALBANY-MILLERSBURG WATER TREATMENT PLANT GENERATOR	\$1,000,000
2490		SKYLINE DRIVE WATER LINE	\$450,000
<b>Total for FY 2023 – 2024</b>			<b>\$3,400,000</b>
<b>Plan Year: 2024 – 2025</b>			
2337		CANAL BANK REPAIR: 4TH AVENUE TO 6TH AVENUE	\$1,300,000
2455		MAPLE STREET RESERVOIR COATING AND VINE STREET HYDROPOWER PENSTOCK COATING	\$500,000
2492		QUEEN AVENUE RESERVOIR COATING	\$200,000
2493		7TH AVENUE AND WALNUT STREET AREA WATER LINE	\$1,400,000
<b>Total for FY 2024 – 2025</b>			<b>\$3,400,000</b>
<b>Plan Year: 2025 – 2026</b>			
2453		SMALL FILTER MEDIA REPLACEMENT	\$1,200,000
2456		CANAL DREDGING	\$900,000
2494		6TH AVENUE AND MONTGOMERY STREET WATER LINE	\$825,000
<b>Total for FY 2025 – 2026</b>			<b>\$2,925,000</b>
<b>Plan Year: 2026 – 2027</b>			
2495		34TH AVENUE WATER LINE CATHODIC PROTECTION IMPROVEMENTS	\$200,000
2496		3RD AVENUE AND MONTGOMERY STREET WATER LINE	\$1,200,000
<b>Total for FY 2026 – 2027</b>			<b>\$1,400,000</b>
<b>Plan Year: 2027 – 2028</b>			
2454		LARGE FILTER MEDIA REPLACEMENT	\$1,800,000
2497		PACIFIC BOULEVARD WATER LINE: 12TH AVENUE TO QUEEN AVENUE	\$800,000
<b>Total for FY 2027 – 2028</b>			<b>\$2,600,000</b>
<b>Grand Total for Water:</b>			<b>\$13,725,000</b>



**Plan FY: 2023-2024 COUNTRYMAN CIRCLE WATER LINE**

**CIP Project #: 2488**

**Master Plan:**

**Plan Element:**

**Category:** Water

**Classification:** Water Mains

**Department:** Public Works Department

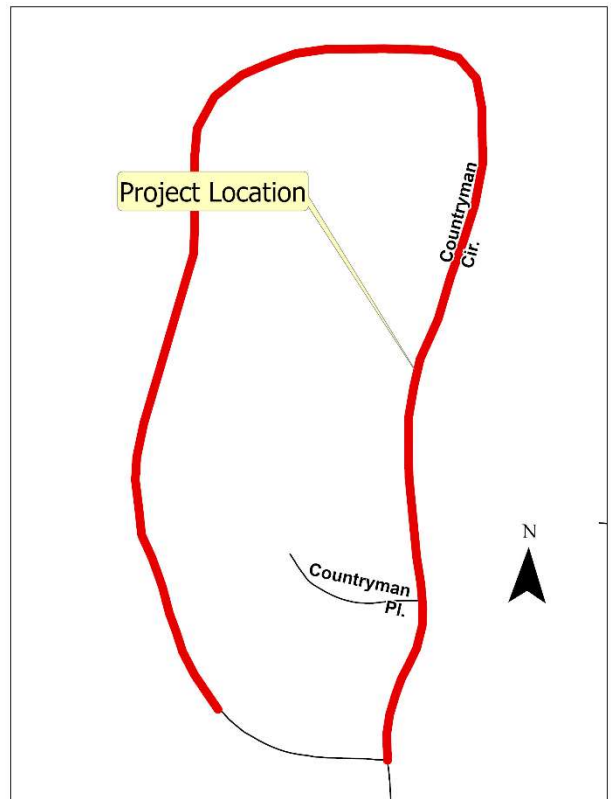
**Total Cost: \$1,950,000**

This project will replace approximately 9,500 feet of 2, 4 and 6-inch asbestos cement water lines with 7,800 feet of new 6-inch High Density Poly Ethylene water line. This project is outside the urban growth boundary.

**Operating Budget Impact:** This project will reduce maintenance costs over the long term by avoiding costs associated with large scale pipe failures common to asbestos cement water mains that have exceeded their service life.

**Funding Sources For This Project:**

<u>Activity</u>	<u>Funding Source</u>	<u>Projected Amount</u>
61540470	NORTH ALBANY WATER CAPITAL	\$700,000
61540450	WATER RATES/OPERATING REVENUES	\$1,250,000
Total:		\$1,950,000



**Plan FY: 2023-2024 ALBANY-MILLERSBURG WATER TREATMENT PLANT GENERATOR**

**CIP Project #: 2489**

**Master Plan:**

**Plan Element:**

**Category:** Water

**Classification:** Miscellaneous - Water

**Department:** Public Works Department

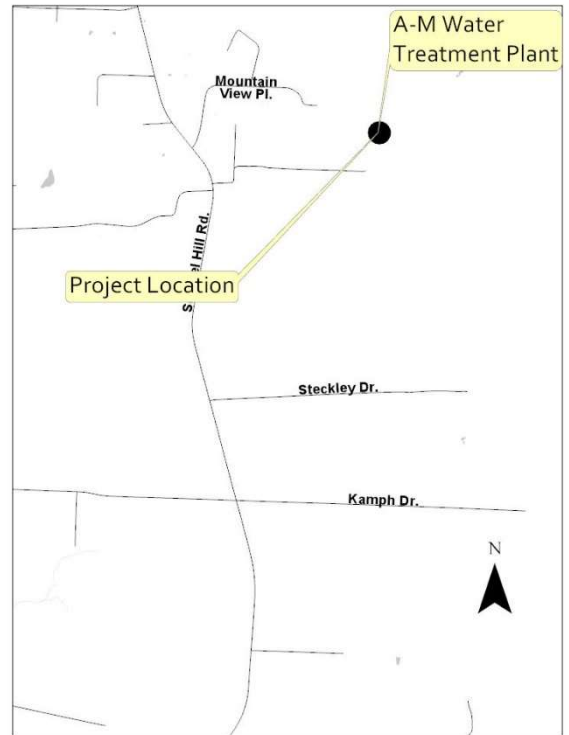
**Total Cost: \$1,000,000**

The Albany-Millersburg Water Treatment Plant does not have standby power provisions to continue operations to treat raw water in the event of a power outage. This site experiences frequent power outages which reduces the plant's ability to produce water. This project provides for installation of a generator, transfer switch, and related equipment that will provide backup power.

**Operating Budget Impact:** This project will improve the power system reliability of the A-M Water Treatment Plant by enabling half of the plant intake to continue operations in the event of a power outage.

**Funding Sources For This Project:**

<u>Activity</u>	<u>Funding Source</u>	<u>Projected Amount</u>
61540450	CITY OF MILLERSBURG	\$166,750
61540450	WATER RATES/OPERATING REVENUES	\$833,250
Total:		\$1,000,000



**Plan FY: 2023-2024 SKYLINE DRIVE WATER LINE**

**CIP Project #: 2490**

**Master Plan:**

**Plan Element:**

**Category:** Water

**Classification:** Water Mains

**Department:** Public Works Department

**Total Cost: \$450,000**

This project will replace approximately 1,050 linear feet of 6-inch steel pipe with new 6-inch ductile iron pipe. This project will improve pressure, water quality, and fire flows in the area.

Operating Budget Impact: This project will reduce maintenance costs over the long term. Replacement of these water mains will reduce the amount of water loss from the system and the number of emergency responses required to fix leaks.

**Funding Sources For This Project:**

<u>Activity</u>	<u>Funding Source</u>	<u>Projected Amount</u>
61540450	WATER RATES/OPERATING REVENUES	\$450,000
Total:		\$450,000



**Plan FY: 2024-2025 CANAL BANK REPAIR: 4TH AVENUE TO 6TH AVENUE**

**CIP Project #: 2337**

**Master Plan:**

**Plan Element:**

**Category:** Water

**Classification:** Miscellaneous - Water

**Department:** Public Works Department

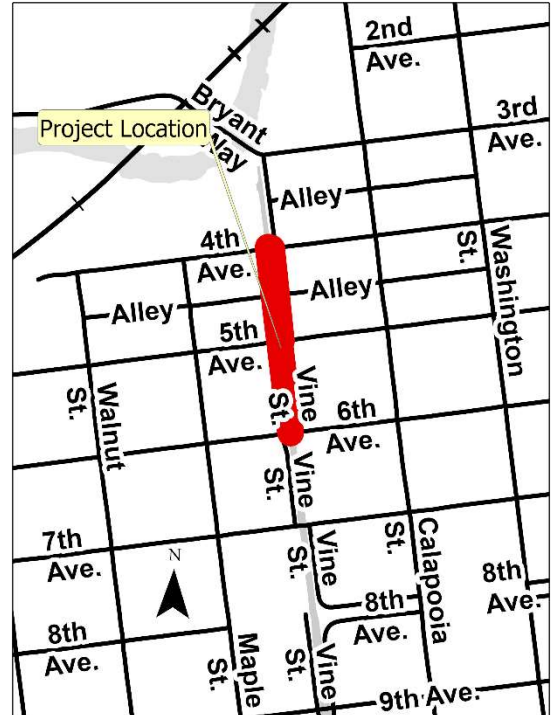
**Total Cost: \$1,300,000**

This project includes repair of the existing timber retaining walls that are failing or susceptible to failing along the Santiam-Albany Canal between 4th Avenue and 6th Avenue. Proposed improvements include removal of the existing timber wall and installation of a new retaining wall consisting of h-pile, concrete panels, timber lagging, and tie-back earth anchors.

Operating Budget Impact: This project will reduce costs by avoiding costly damages to property adjacent to the canal.

**Funding Sources For This Project:**

<u>Activity</u>	<u>Funding Source</u>	<u>Projected Amount</u>
61540450	WATER RATES/OPERATING REVENUES	\$1,300,000
Total:		\$1,300,000



**Plan FY: 2024-2025 MAPLE STREET RESERVOIR COATING AND VINE STREET HYDROPOWER PENSTOCK COATING**

**CIP Project #: 2455**

**Master Plan:**

**Plan Element:**

**Category:** Water

**Classification:** Water Supply & Storage

**Department:** Public Works Department

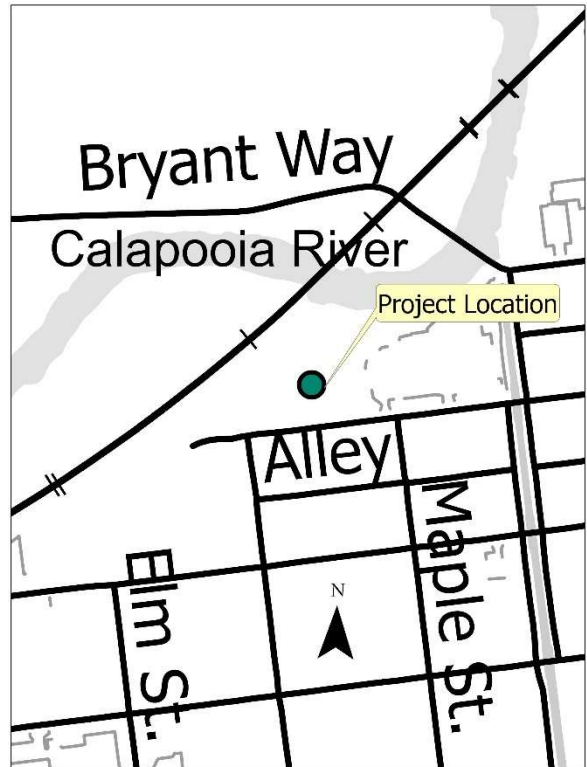
**Total Cost: \$500,000**

The exterior coating of the Maple Street Reservoir and the hydropower penstock located at the Vine Street Water Treatment Plant are deteriorating and must be redone. This project provides for new exterior coatings that will help preserve the life of the reservoir and penstock.

Operating Budget Impact: This project will reduce maintenance costs over the long term because replacing the coating preserves the reservoir from corrosion.

**Funding Sources For This Project:**

<u>Activity</u>	<u>Funding Source</u>	<u>Projected Amount</u>
61540450	WATER RATES/OPERATING REVENUES	\$500,000
Total:		\$500,000



**Plan FY: 2024-2025    QUEEN AVENUE RESERVOIR COATING**

**CIP Project #: 2492**

**Master Plan:**

**Plan Element:**

**Category:**        Water

**Classification:**    Water Supply & Storage

**Department:**    Public Works Department

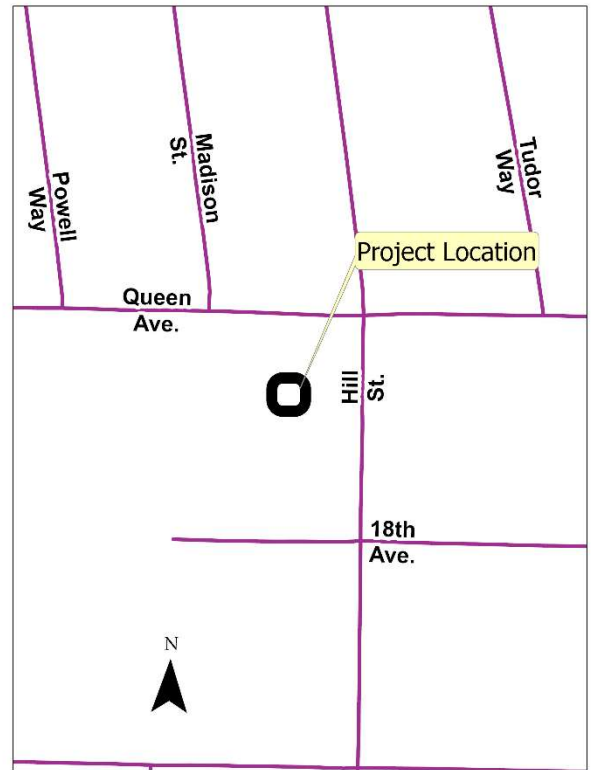
**Total Cost:**        \$200,000

The exterior coating of the Queen Avenue Reservoir is deteriorating and must be redone. This project provides for a new exterior coating that will help preserve reservoir life.

Operating Budget Impact: This project will reduce maintenance costs over the long term because replacing the coating preserves the reservoir from corrosion.

**Funding Sources For This Project:**

<u>Activity</u>	<u>Funding Source</u>	<u>Projected Amount</u>
61540450	WATER RATES/OPERATING REVENUES	\$200,000
	Total:	\$200,000



**Plan FY: 2024-2025 7TH AVENUE AND WALNUT STREET AREA WATER LINE**

**CIP Project #: 2493**

**Master Plan:** **Plan Element:**  
**Category:** Water **Classification:** Water Mains  
**Department:** Public Works Department

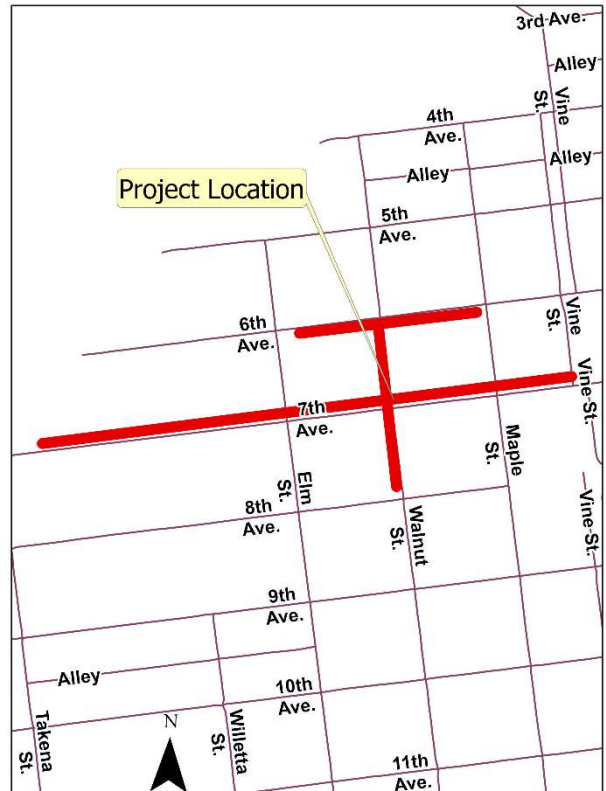
**Total Cost: \$1,400,000**

This project will replace approximately 3,100 linear feet of 2-inch, 4-inch, and 6-inch steel and cast iron pipe with new 6-inch and 12-inch ductile iron pipe. This project will improve pressure, water quality, and fire flows in the area.

**Operating Budget Impact:** This project will reduce maintenance costs over the long term. Replacement of these water mains will reduce the amount of water loss from the system and the number of emergency responses required to fix leaks.

**Funding Sources For This Project:**

<u>Activity</u>	<u>Funding Source</u>	<u>Projected Amount</u>
61540450	WATER RATES/OPERATING REVENUES	\$1,400,000
Total:		\$1,400,000



**Plan FY: 2025-2026 SMALL FILTER MEDIA REPLACEMENT**

**CIP Project #: 2453**

**Master Plan:**

**Plan Element:**

**Category:** Water

**Classification:** Miscellaneous - Water

**Department:** Public Works Department

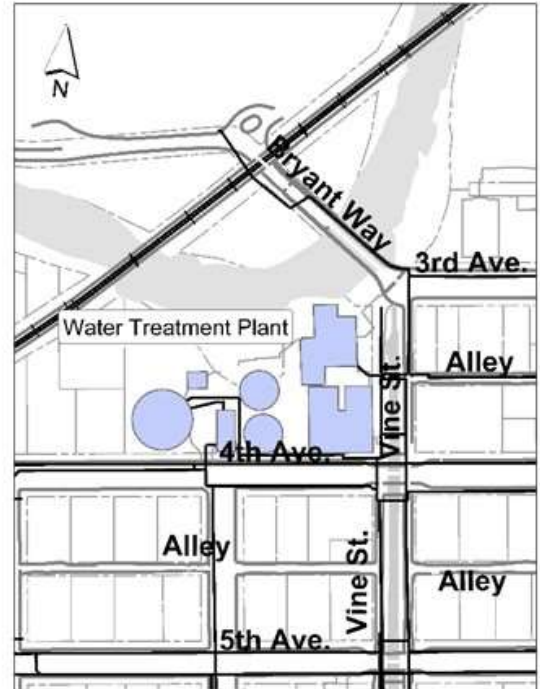
**Total Cost: \$1,200,000**

Clarified water flows by gravity to and through six smaller filters and four larger filters as part of the treatment process at the Vine Street Water Treatment Plant. The filter media comprises anthracite coal, silica sand, and garnet sand layered on top of support gravel and underdrains. This project includes replacement of the media, surface washers, and underdrains for the smaller filters, Filters 1 through 6.

**Operating Budget Impact:** This project will reduce operation and maintenance costs over the long term and improve system reliability by preserving the plant's ability to effectively treat water.

**Funding Sources For This Project:**

<u>Activity</u>	<u>Funding Source</u>	<u>Projected Amount</u>
61540450	WATER RATES/OPERATING REVENUES	\$1,200,000
Total:		\$1,200,000





**Plan FY: 2025-2026 CANAL DREDGING**

**CIP Project #: 2456**

**Master Plan:**

**Plan Element:**

**Category:** Water

**Classification:** Miscellaneous - Water

**Department:** Public Works Department

**Total Cost: \$900,000**

This project will include removal of sedimentation, plants and other debris from the Santiam-Albany Canal required to maintain the capacity and mitigate flooding of adjacent properties starting at the Vine Street Water Treatment Plant south approximately 4,300 feet.

Operating Budget Impact: This project will reduce costs by avoiding costly damages to property adjacent to the canal.

**Funding Sources For This Project:**

<u>Activity</u>	<u>Funding Source</u>	<u>Projected Amount</u>
61540450	WATER RATES/OPERATING REVENUES	\$900,000
Total:		\$900,000



**Plan FY: 2025-2026 6TH AVENUE AND MONTGOMERY STREET WATER LINE**

**CIP Project #: 2494**

**Master Plan:**

**Plan Element:**

**Category:** Water

**Classification:** Water Mains

**Department:** Public Works Department

**Total Cost: \$825,000**

This project will replace approximately 1,800 linear feet of 2-inch and 4-inch cast iron pipe with new 6-inch and 8-inch ductile iron pipe. This project will improve pressure, water quality, and fire flows in the area.

**Operating Budget Impact:** This project will reduce maintenance costs over the long term. Replacement of these water mains will reduce the amount of water loss from the system and the number of emergency responses required to fix leaks.

**Funding Sources For This Project:**

<u>Activity</u>	<u>Funding Source</u>	<u>Projected Amount</u>
61540450	WATER RATES/OPERATING REVENUES	\$825,000
Total:		\$825,000



**Plan FY: 2026-2027 34TH AVENUE WATER LINE CATHODIC PROTECTION IMPROVEMENTS**

**CIP Project #: 2495**

**Master Plan:**

**Plan Element:**

**Category:** Water

**Classification:** Water Mains

**Department:** Public Works Department

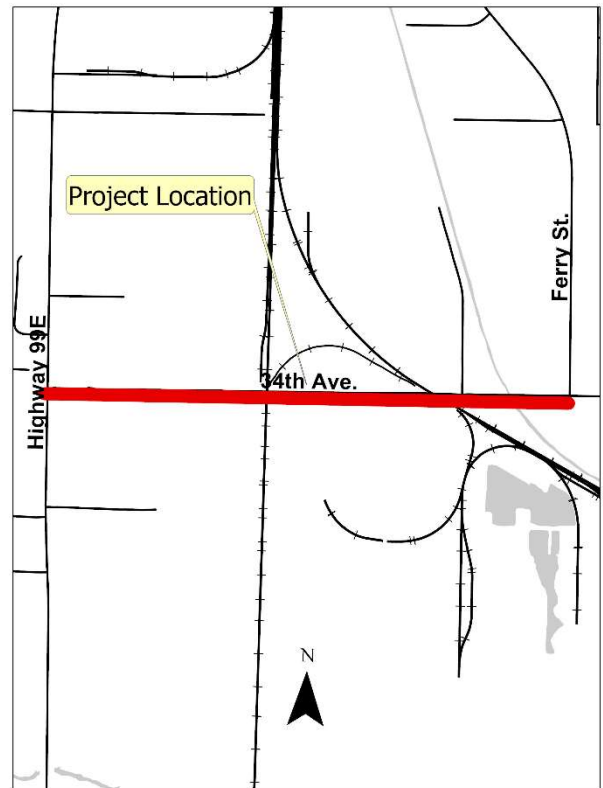
**Total Cost: \$200,000**

This project includes installation of cathodic protection improvements, including replacing bolts and installing sacrificial anodes, to the existing 16-inch water main and service lines located underneath 34th Avenue. Street improvements as shown in CIP 2422 in the Transportation section of the CIP will be coordinated with this project.

**Operating Budget Impact:** This project will reduce maintenance costs over the long term. Installation of cathodic protection will reduce the amount of water loss from the system and the number of emergency responses required to fix leaks.

**Funding Sources For This Project:**

<u>Activity</u>	<u>Funding Source</u>	<u>Projected Amount</u>
61540450	WATER RATES/OPERATING REVENUES	\$200,000
Total:		\$200,000



**Plan FY: 2026-2027 3RD AVENUE AND MONTGOMERY STREET WATER LINE**

**CIP Project #: 2496**

**Master Plan:**

**Plan Element:**

**Category:** Water

**Classification:** Water Mains

**Department:** Public Works Department

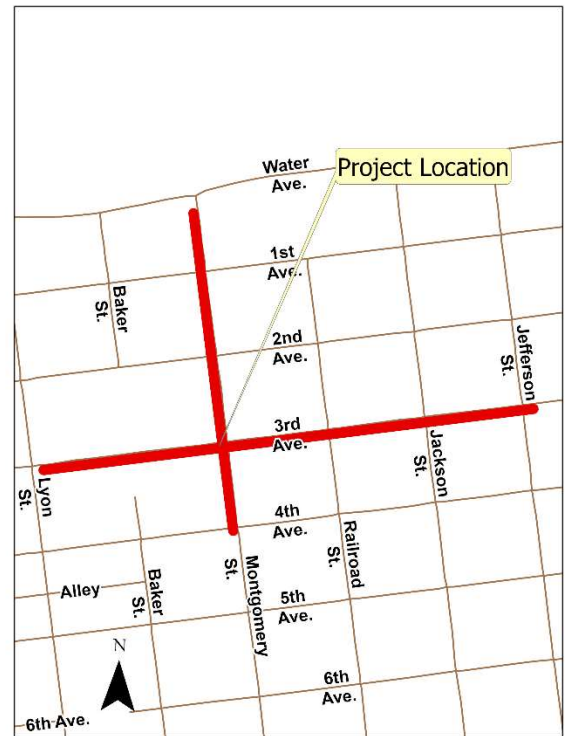
**Total Cost: \$1,200,000**

This project will replace approximately 2,550 linear feet of 2-inch and 4-inch cast iron pipe with a new 8-inch ductile iron pipe. This project will improve pressure, water quality, and fire flows in the area.

Operating Budget Impact: This project will reduce maintenance costs over the long term. Replacement of these water mains will reduce the amount of water loss from the system and the number of emergency responses required to fix leaks.

**Funding Sources For This Project:**

<u>Activity</u>	<u>Funding Source</u>	<u>Projected Amount</u>
61540450	WATER RATES/OPERATING REVENUES	\$1,200,000
Total:		\$1,200,000



**Plan FY: 2027-2028 LARGE FILTER MEDIA REPLACEMENT**

**CIP Project #: 2454**

**Master Plan:**

**Plan Element:**

**Category:** Water

**Classification:** Miscellaneous - Water

**Department:** Public Works Department

**Total Cost: \$1,800,000**

Clarified water flows by gravity to and through six smaller filters and four larger filters as part of the treatment process at the Vine Street Water Treatment Plant. The filter media comprises anthracite coal, silica sand, and garnet sand layered on top of support gravel and underdrains. This project includes replacement of the media, surface washers, and underdrains for the larger filters, Filters 7 through 10.

**Operating Budget Impact:** This project will reduce operation and maintenance costs over the long term and improve system reliability by preserving the plant's ability to effectively treat water.

**Funding Sources For This Project:**

<u>Activity</u>	<u>Funding Source</u>	<u>Projected Amount</u>
61540450	WATER RATES/OPERATING REVENUES	\$1,800,000
Total:		\$1,800,000



**Plan FY: 2027-2028 PACIFIC BOULEVARD WATER LINE: 12TH AVENUE TO QUEEN AVENUE**

**CIP Project #: 2497**

**Master Plan:**

**Plan Element:**

**Category:** Water

**Classification:** Water Mains

**Department:** Public Works Department

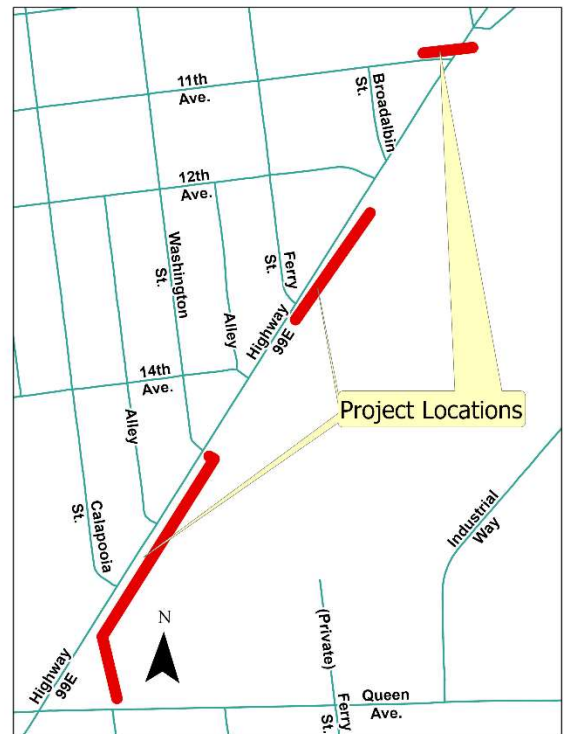
**Total Cost: \$800,000**

This project will replace approximately 800 linear feet of 4-inch and 6-inch cast iron pipe with approximately 1,200 linear feet of new 12-inch ductile iron pipe. Construction of the new water line will also fill in gaps in the water distribution system, improve pressure, water quality, and fire flows in the area.

**Operating Budget Impact:** This project will reduce maintenance costs over the long term. Replacement of these water mains will reduce the amount of water loss from the system and the number of emergency responses required to fix leaks.

**Funding Sources For This Project:**

<u>Activity</u>	<u>Funding Source</u>	<u>Projected Amount</u>
61540450	WATER RATES/OPERATING REVENUES	\$800,000
Total:		\$800,000



## Unfunded Projects

The following projects have been identified as needed repairs and/or improvements to the City's infrastructure. In most cases, these projects are the result of a master plan process, which attempts to systematically look at the needs for public infrastructure over the next 10 to 20 years. These projects are considered "unfunded" because either a source of funding has not been made available, or they will not be implemented within the five-year window this plan covers.

### Miscellaneous - Water

CIP #	Phase	Title	Projected Total
2320		SANTIAM-ALBANY CANAL BANK REPAIR: 6TH AVENUE TO 12TH AVENUE	\$1,832,000
<b>Total for Unfunded Miscellaneous - Water:</b>			<b>\$1,832,000</b>

### New Construction - Water

CIP #	Phase	Title	Projected Total
1311		MARION STREET & 41ST AVENUE TO COLLEGE PARK DRIVE	\$346,000
1640		CENTRAL ALBANY TRANSMISSION PROJECT	\$6,973,000
1641		DEVELOPMENT DRIVEN TRANSMISSION/DISTRIBUTION PROJECTS	\$6,480,000
1866		THREE LAKES ROAD WATER LINE EXTENSION (21ST AVE TO 2,500 FEET SOUTH)	\$808,000
<b>Total for Unfunded New Construction - Water:</b>			<b>\$14,607,000</b>

### Water Mains

CIP #	Phase	Title	Projected Total
1596		LINCOLN STREET WATER LINE: 12TH AVENUE TO 15TH AVENUE	\$509,000
2399		WAVERLY DRIVE WATER LINE: SANTIAM TO QUEEN AVENUE	\$851,000
2402		ANNUAL WATER DISTRIBUTION REPLACEMENT PROJECTS (\$/YR)	\$1,470,000
2403		14TH AVENUE WATER LINE IMPROVEMENTS	\$1,921,000
2409		9TH AVENUE WATER LINE	\$306,000
<b>Total for Unfunded Water Mains:</b>			<b>\$5,057,000</b>

### Water Supply & Storage

CIP #	Phase	Title	Projected Total
1300	1	KNOX BUTTE RESERVOIR PROJECT, PHASE 1	\$9,549,000
1300	2	KNOX BUTTE RESERVOIR PROJECT, PHASE 2	\$5,552,000
1634		INCREASE LEVEL 2 PUMP STATION CAPACITY	\$16,000
1636	1	VINE STREET WTP IMPROVEMENTS, PHASE 1	\$1,559,000
1636	2	VINE STREET WTP IMPROVEMENTS, PHASE 2	\$7,163,000
1639	1	ELLINGSON ROAD RESERVOIR PROJECT	\$6,841,000
1639	2	ELLINGSON ROAD RESERVOIR PROJECT	\$5,369,000
1644		JOINT WATER PROJECT, PHASE 2	\$6,186,000
1675	11	SANTIAM-ALBANY CANAL IMPROVEMENTS	\$250,000
1675	12	SANTIAM-ALBANY CANAL IMPROVEMENTS	\$250,000
1675	13	SANTIAM-ALBANY CANAL IMPROVEMENTS	\$344,000

<u>CIP #</u>	<u>Phase</u>	<u>Title</u>	<u>Projected Total</u>
1749	2	MAPLE STREET RESERVOIR IMPROVEMENTS	\$344,000
1749	3	NORTH ALBANY DISTRIBUTION PROJECTS	\$32,000
<b>Total for Unfunded Water Supply &amp; Storage:</b>			<b>\$43,433,000</b>

**Grand Total for Unfunded Water: \$64,929,000**





# GLOSSARY

---

**Account** - A separate financial reporting unit for budgeting, management, or accounting purposes. All budgetary transactions, whether revenue or expenditure, are recorded in accounts.

**Accounting Standards** - The Generally Accepted Accounting Principles (GAAP) promulgated by the Governmental Accounting Standards Board (GASB), which guides the recording and reporting of financial information by state and local governments. The standards establish such guidelines as when transactions are recognized, the types and purpose of funds, and the content and organization of the annual financial report.

**Accrual Basis of Accounting** - A method of accounting in which revenues are recorded when measurable and earned, and expenses are recognized when obligations are incurred.

**Activity** - A departmental effort that contributes to the accomplishment of a specific identified program strategy or action.

**Ad Valorem Taxes** - Commonly referred to as property taxes; a property tax as a percentage of the value of taxable property; a tax based on the assessed value of the taxable property; a tax levied on both real and personal property according to the property's valuation and the tax rate.

**Adopted Budget** - The final budget appropriations approved by the City Council, which become the budget of the City.

**AFSCME** - American Federation of State, County, and Municipal Employees. One of the union organizations representing bargaining employees of the City of Albany.

**AMEDC** - Albany/Millersburg Economic Development Corporation. A non-profit organization the City contracts with to provide economic development coordination.

**Annexation** - The incorporation of land into an existing city with a resulting change in the boundaries of that city.

**Appropriation** - Legal authorization granted by the governing body to make expenditures and to incur obligations for specific purposes.

**Approved Budget** - The budget recommended by the Budget Committee for adoption by the City Council. The Council has limited authority to modify the budget. In no case may the City Council increase the tax levy approved by the Budget Committee, nor may the appropriation of any fund be increased more than 10 percent above that approved by the Budget Committee.

**Assessed Value** - The value set by the County Assessor on real and personal taxable property as a basis for levying taxes.

**Assessment** - An amount levied against a property for improvements specifically benefiting that property.

## GLOSSARY

**Balanced Budget** - A balanced budget means the total resources, including transfers in, less total expenditures, including transfers out, net to zero.

**Ballot Measure 5** - A 1.5 percent property tax measure passed by Oregon voters on November 6, 1990, limiting the consolidated tax rate for noneducational local governments to \$10 per \$1,000 of the assessed value. Effective date was July 1, 1991.

**Ballot Measure 47** - A statewide property tax limitation measure approved by voters in November 1996. The measure rolled back taxes to individual properties by either the amount paid in 1995 less 10 percent or the amount paid in 1994, whichever was less. It limited future tax increases to not more than 3 percent per year. It placed limits on the kinds of purchases that can be made with general obligation bonds. It imposed a double majority (50 percent turnout and 50 percent approval) requirement to approve new bonds or property tax levies (this portion of the measure was removed through voter approval in May 2010).

**Ballot Measure 50** - A statewide property tax limitation measure proposed by the Oregon Legislature and approved by voters on May 20, 1997. The measure was prompted by confusion over the meaning and language contained in Measure 47. It keeps most of the tax reduction intent of Measure 47, but attempts to make the system simpler and avoid legal challenges of the meaning of Measure 47.

**Bancroft** - (also referred to as Bancroft Bonding Act). Oregon law (ORS 223.205) which allows property owners to make installment payments on assessments to specific property benefited by a City improvement. Property owners make scheduled payments to the City until assessment has been paid in full.

**Basis of Accounting** – The method employed in the recording and reporting of transactions. Three bases are commonly recognized: the cash basis, the modified accrual basis, and the accrual basis.

**Beginning Fund Balance** - The unexpended amount in a fund at fiscal yearend, which is carried over into the next fiscal year.

**Bond** - A written promise to pay a specific sum of money, called the face value or principal amount, at a specific date or dates in the future, called the maturity dates(s), together with periodic interest at a specified rate. The difference between a note and a bond is that the latter runs for a longer period of time and requires greater legal formality.

**Bond Refinancing** - The payoff and re-issuance of bonds to obtain better interest rates and/or bond conditions.

**Budget** - A plan of financial operation embodying an estimate of expenditures for a given purpose and/or period (typically a fiscal year) and the proposed means of financing the estimated expenditures and revenues. The budget is the financial plan for the City's allocation of resources to provide services and accomplish the City's objectives.

**Budget Calendar** - The schedule of key dates, or events, which a government follows in the preparation and adoption of the budget.

**Budget Committee** - A committee required by Oregon Local Budget Law (ORS 294.305) which must recommend a budget and approve the maximum tax levy.

## GLOSSARY

**Budget Manual** - A set of documents published in preparation for the budget year outlining the City's budget policies, procedures, forms, and calendar.

**Budget Message** - Written explanation of the budget and the City's financial plan and priorities presented to the Budget Committee by the City Manager, which is a requirement of Local Budget Law, ORS 294.

**Budget Officer** - The person designated by the Governing Body to be responsible for the preparation of the budget and meeting legal deadlines. The designation is required by Oregon Local Budget Law (ORS 294.305). The Finance Director is the designated Budget Officer for the City of Albany.

**Budget Phases** - The following are the major phases of the budget process:

- *Requested* - The requested appropriation for an activity as submitted to the City Manager.
- *Proposed* - The City Manager's recommended budget to the Budget Committee and City Council.
- *Approved* - The budget as approved by the Budget Committee and subsequently reviewed and certified by the City Council.
- *Adopted* - The budget as passed by ordinance by the City Council.

**Comprehensive Annual Financial Report** - Prepared at the close of each fiscal year to show the actual audited condition of the City's funds and serve as the official public record of the City's financial status and activities.

**Capital Assets** - Non-consumable assets of significant value (\$5,000 or more) and having a useful life of more than one year. Capital assets are also called **fixed assets**.

**Capital Equipment** - Operating equipment with unit costs of more than \$5,000 and a useful life of more than one year.

**Capital Improvements** - Expenditures related to acquisition, construction, expansion, or rehabilitation for improving an element of the government's physical plant and/or infrastructure.

**Capital Improvement Program (CIP)** - A plan for capital expenditures to be incurred each year over a fixed period of several future years setting forth each capital project, identifying the expected beginning and ending dates for each project, the amount to be expended in each year, and the method of financing those expenditures.

**Capital Outlays** - Expenditures for the acquisition of capital assets.

**Capital Projects** - Projects which purchase or construct capital assets. Typically, a capital project encompasses a purchase of land and/or the construction of a building or facility.

**Capital Reserve** - An account used to segregate a portion of the government's equity to be used for future capital program expenditures. The amount of capital reserve is roughly equal to the government's annual equipment depreciation and an amount identified as being needed for future capital acquisition.

**CARA** - Central Albany Revitalization Area. An urban renewal district in downtown Albany.

**Cash Basis of Accounting** - The system of accounting under which revenues are accounted for only when received, and expenditures are accounted for only when paid.

## GLOSSARY

**Charter** - Oregon law allows Municipal Corporations, upon a vote of the people, to establish a charter government. Commonly referred to as Home Rule, it allows a local government more flexibility in organization and legal authority. The City of Albany's original Charter was adopted in 1891.

**City Council** - The governing body, consisting of the Mayor and six other elected persons, which sets policies and procedures for the functioning of the municipal government of the City of Albany.

**City Match** - The expenditure of City resources as the necessary condition for the award of a grant.

**Compression (Tax Limitation)** - The Oregon Constitution sets limits on the amount of property taxes that can be collected from each property tax account. These limits are often called the "Measure 5 limits." To figure these limits, taxes are divided into categories described in the constitution. The categories are education and general government. If taxes in either category exceed the limit for that property, the taxes are reduced or "compressed" until the limit is reached. Local option taxes are compressed first. If the local option tax is compressed to zero, and the limit still has not been reached, the other taxes in the category are proportionally reduced.

**Contingency** - A budgetary reserve set aside for emergencies or unforeseen expenditures not otherwise budgeted for. Formal Council action is required for transfers from Contingency to an expenditure appropriation.

**Contract** - An agreement between the City and an individual, legal, or political entity, agreeing to provide certain things. If the City is to provide a service(s) for reimbursement, the department providing the service must indicate the appropriation necessary and identify the source and amount of funds to be received in its budget request.

**COP** (Certificate of Participation) - Provides long-term financing through a lease, installment sale agreement, or loan agreement.

**Coronavirus disease** (COVID-19 or COVID) - A respiratory disease caused by a novel (new) coronavirus. The virus has been named "SARS-CoV-2" and the disease it causes has been named "coronavirus disease 2019" (abbreviated "COVID-19").

**Depreciation** - The decrease in the value of an asset due to use or becoming out of date. The depreciation of general fixed assets is calculated using the straight-line method, which calculates annual expense by dividing the historical cost by the number of years of useful life.

**Debt Service** - Annual principal and interest payments that the local government owes on money it has borrowed.

**Debt Service Fund** - One or more funds established to account for expenditures used to repay the principal and interest on debt.

**Defeasement** - Relieving the City of a particular liability (such as a specific bond series) by refunding the liability through an escrow account. Legally defeased liabilities do not need to be appropriated each year as the escrow account is removed from the control of the City.

**Development-related Fees** - Those fees and charges generated by building, development, and growth in a community. Included are building and street permit fees, development review fees, zoning, platting, and subdivision fees.

**Disbursement** - Payment for goods or services that have been delivered and invoiced.

**Distinguished Budget Presentation Awards Program** - A voluntary awards program administered by the Government Finance Officers Association of America and Canada to encourage governments to prepare effective and exceptional budget documents. Receiving this award is the highest form of recognition in governmental budgeting. Budgets are evaluated for effectiveness as a policy document, a financial plan, an operations guide, and a communication device.

**Encumbrances** - Obligations in the form of purchase orders, contracts, or salary commitments which are chargeable to an appropriation and for which a part of the appropriation is reserved. Obligations cease to be encumbrances when paid.

**Enterprise Fund** - A separate fund used to account for services supported primarily by charges for service; examples are water, sewer, and stormwater funds.

**Entitlement Program** - A program in which funding is allocated according to eligibility criteria; all persons or governments that meet the criteria specified in law receive the benefit.

**Equipment Replacement Reserves** - Reserves designated for the purchase of new vehicles or operating equipment as existing equipment becomes obsolete or unusable.

**Equipment Replacement Schedule** - A schedule of annual purchases to replace major equipment and vehicles that have met or exceeded their useful life to the City.

**Expenditure** - For accounts that are kept on the *accrual basis*, the total charge incurred, whether paid or unpaid, including provision for retirement of unreported debt as a liability of a fund from which retained, and capital outlay. The modified accrual basis shows decreases in net financial resources and may include encumbrances. For accounts kept on the *cash basis*, the term covers only actual disbursement and the drawing of the check or warrant for these purposes, but not encumbrances, except that deferred employee compensation shall be included as a personal service expenditure where an approved deferred employee compensation plan is in effect for a municipal corporation.

**Fiduciary Funds** -

- *Agency Funds* - Account for resources where the governmental unit acts solely as an agent in collecting and dispersing monies such as federal payroll monies. No fund balance is maintained and no appropriations are necessitated. These funds are accounted for on a modified accrual basis.
- *Internal Service Funds* - Account for goods and/or services provided to other funds or departments within the organization. Internal charges, set to cover costs of the goods or services, provide the revenue for these funds.
- *Trust Funds* - Account for resources where the governmental unit acts as a trustee either
- formally or informally for restricted fund users. Trust funds may be expendable (and thus subscribe to a modified accrual basis of accounting) for a specific project or service. Non-expendable trusts focus on the ongoing retention of earnings and subscribe to an accrual basis of accounting.

**Fiscal Year (FY)** - ORS 294.311(17) "Fiscal year" means for municipal corporations with the power to impose ad valorem property taxes, the fiscal year commencing on July 1 and closing on June 30, and for all other municipal corporations, an accounting period of 12 months ending on the last day of any month. This fiscal year is referred to using both calendar years. For example, a fiscal year beginning July 1, 2008, and ending June 30, 2009, would be called Fiscal Year 2008-09, or FY 08-09.

## GLOSSARY

**Fixed Assets** (also see **Capital Assets**) – Non-consumable assets of a tangible nature (such as buildings, furniture, and other equipment) that have a useful life greater than one year and cost more than \$5,000.

**Franchise Fees** - Fees charged to utilities for the use of public right-of-way.

**FTE** - Full-Time Equivalent position. A part-time position converted to the decimal equivalent of a full-time position based on 2,080 hours per year.

**Fund** - A budgetary and fiscal accounting mechanism for designating a sum of money or other resources set aside for providing services and achieving objectives in accordance with state and local laws, regulations, or other limitations. Each fund constitutes an independent budgetary, fiscal, and accounting entity.

**Fund Balance** - The excess of the assets of a fund over its liabilities.

**Fund Transfer** - A movement of resources as an expense in one fund to revenue in another fund. Transfers result in artificial inflation of the total budget, but provide a clearer picture of the true origins of revenue and expense. *Interfund transfers* are appropriations that are transferred from one fund to another. Transfers must be made through formal adoption of a resolution by the City Council. Oregon Budget Law has several restrictions dealing with transfers; e.g., an appropriation may not be transferred from a Special Revenue Fund to the General Fund.

**GAAP (Generally Accepted Accounting Principles)** - Uniform minimum standards for financial accounting and recording, encompassing the conventions, rules, and procedures that define accepted accounting principles.

**GEMS** – City of Albany dance group, “young jewels.”

**General Fund** - The City’s major operating fund that includes all services authorized by the Council and the Charter not specifically provided for in other funds. The major source of revenue for this fund is usually property taxes. There are no restrictions as to the purposes for which the revenues in this fund can be used.

**General Obligation Bond (G. O. Bond)** – A government pledge of full faith and credit to the repayment of the bonds issued by the government. The term is also used to refer to bonds that are to be repaid from taxes and other general revenues.

**Goal** - A statement of direction, purpose, or intent based on the needs of the community, generally to be completed within a specified time period.

**Governmental Funds** - These funds subscribe to the modified accrual basis of accounting and include the following types of funds:

- *General Fund* - see previous definition.
- *Special Revenue Funds* - Resources received are limited to a specifically defined use; e.g., the Street Fund.
- *Debt Service Funds* - Funds used for paying principal and interest of debt on non-enterprise funds.
- *Capital Project Funds* - Resources are used for purchase or construction of long-term fixed assets.
- *Permanent Funds* - Resources reported are legally restricted to the extent that only earnings, and not principal, may be used for the benefit of the government or its citizenry.
- *Special Assessment Funds* - Resources are received from specific beneficiaries of a particular service or projects expended from these funds. Note: City of Albany does not have a Special Assessment Fund.
- *Internal Services Funds* – Funds used to account for the financing of goods and/or services provided to various City Departments on a cost reimbursement basis.
- *Agency Fund* – Fund used to account for assets held by a government as an agent for individuals, private organizations, other governments, and/or other funds.

**Grant** - A donation or contribution of assets (usually cash) by an organization or governmental unit to another organization or governmental unit. Grants are generally made for specific purposes.

**Infrastructure** - The physical assets of a government (e.g., streets, water facilities, sewer facilities, public buildings, and parks).

**Interfund Transfers** - The movement of monies between funds of the same government entity.

**Intergovernmental Revenue** - Funds received from federal, state, and local government sources in the form of grants, shared revenues, and payments in lieu of taxes.

**Internal Service Charges** - Charges to user departments for services provided internally by the City (e.g., data processing).

**Levy** - The amount of ad valorem tax certified to the County Assessor by a local government for the support of governmental activities. The tax amount is spread (or levied) over the assessed value of property in that district.

**Liabilities** - Debt or other legal obligations arising out of transactions in the past that must be liquidated, renewed, or refunded at some future date. Also included are items that involve probable future sacrifices of economic benefits, arising from present obligations of a municipal corporation to transfer assets or provide services to other entities in the future as a result of past transactions or events. The term does not include encumbrances.

**LID (Local Improvement District)** – The property that is to be assessed for the cost or part of the cost of a local improvement and the property on which the local improvement is located.

**Line Item** - Five-digit numerical classification of revenues and expenditures.

**Local Budget Law** - Oregon Revised Statutes, Chapter 294, prescribes budgeting practices for municipalities within Oregon.

**Millage** -Taxation stated as one tenth of a cent per dollar of valuation; as \$ .001 used in calculations. A **mill** is the property tax rate that is based on the valuation of property. A tax rate of one mill produces one dollar of taxes on each \$1,000 of assessed property value.

**Modified Accrual Basis of Accounting** – The accrual basis of accounting adapted to the governmental fund types under which revenues and other financial sources (bond proceeds) are recognized when they become susceptible to accrual; that is, when they become both measurable and available to finance expenditures of the current period.

**Municipal Code** - A system of rules compiled and arranged by a municipal corporation, adopted, and used to regulate the conduct of its inhabitants and government.

**Municipal Corporation** - Any county, city, port, school district, union high school district, community college district, or any other public or quasi-public corporation operated by a separate board or commission.

**Net Budget** - The legally adopted budget less all interfund transfers and interdepartmental charges.

**OAR** - Oregon Administrative Rules, rules of various state agencies and programs operation.

**Operating Expenses** - Costs for personnel, materials, and equipment required for a department to function.

**Operating Revenue** - Funds that government receives as income to pay for ongoing operations including taxes, fees from specific services, interest earnings, and grant revenues. Operating revenues are used to pay for day-to-day services.

**Ordinance** - A formal legislative enactment by the governing board of a municipality. If it is not in conflict with any higher form of law, such as a state statute or constitutional provision, an ordinance has the full force and effect of law within the boundaries of the municipality to which it applies. The difference between an ordinance and a resolution is that the latter requires less legal formality and has a lower legal status. Ordinarily, the statutes or City Charter will specify or imply which legislative actions must be made by ordinance and which may be made by resolution.

**ORS** - Oregon Revised Statutes, laws of the State of Oregon.

**Pandemic** - An epidemic that has spread over several countries or continents, impacting many people.

**Part-time Position** - A position that has no fulltime position authority. A part-time position will fit into one of the following categories: *Part-time, Regular* - A position budgeted for less than 40 hours per week. The position is eligible for prorated City-paid benefits of the normal amount paid to full-time City employees, if the employee works more than 20 hours per week.

- *Part-time, Temporary* - A position budgeted for up to 1,040 hours per year. The position is not eligible for benefits.
- *Intermittent* - A position budgeted for up to 520 hours per year. The position is not eligible for benefits.



**Performance Measure** - Data collected to determine how effective or efficient a program is in achieving its objectives.

- *Effectiveness Measure* - A qualitative and/or quantitative measure of the extent to which the performance of a series of related tasks achieves a desired result or objective: the ratio of actual to planned accomplishment of a specific objective.
- *Efficiency Measure* -The extent to which the process utilized by an organization to produce goods and/or services minimizes the use of resources. The ratio of a unit of goods and/or services produced to the number of resources required to produce it.
- *Input Measure* - Measures the volume of resources, both monetary and non-monetary, used in delivering a program or service.
- *Output Measure* - Measures the quantity or volume of products and services provided.

**PERS (Public Employees Retirement System)** - A State of Oregon-defined benefit pension plan to which both employees and employer contribute.

**Plat** - The map, drawing, or chart on which the subdivider's plan of subdivision or partition is presented and which he/she submits for approval and intends in final form to record.

**Pooled Investments (Sweep Investments)** - Liquid assets of various funds and sub-funds pooled together and invested to get the maximum investment earnings potential. Earnings go to each of the funds contributing to the pool on an approved basis.

**Property Tax Levy** - The tax levy combining the general operating levy and the debt service levy imposed by the City.

**Program Budget** - A budget that allocates money to the functions or activities of a government rather than to specific items of cost or to specific departments.

**Proposed Budget** - A draft of the budget document to be submitted to and reviewed by the Budget Committee and City Council. This begins the formal phase of budget deliberations by the Budget Committee.

**Purchase Order** - A document issued to authorize a vendor or vendors to deliver specified merchandise or render a specified service for a stated estimated price. Outstanding purchase orders are encumbrances.

**Reserve Fund** - A fund established to accumulate revenues to use for a specific purpose in the future.

**Resolution** - An action of the governing body which requires less legal formality and has a lower legal status than an ordinance. Ordinarily, the statutes or City Charter will specify or imply those legislative actions that must be made by ordinance and those which may be made by resolution.

**Resources and Requirements** – In budgeting, resources turn into revenues when the money is received. Requirements turn into expenditures when the money is spent. Requirements define what is needed to perform the functions of the City (fire, police, library, sewer, water, etc.)

**Revenues** - The gross receipts and receivables that a governmental unit receives, such as: tax payments, licenses, fees for specific services, receipts from other governments, fines, forfeitures, grants, shared revenues, and interest income. Excluded from revenues are appropriations, allotments, and return of principal from investment of surplus funds.

## GLOSSARY

**Revenue Bonds** - Bonds issued pledging future revenues, usually water, sewer, or storm drainage charges, to make debt service payments.

**Risk Management** - An organized attempt to protect a government's assets against accidental loss in the most economical manner by identifying loss exposure, evaluating the risk, and treating the loss through risk control and financing.

**SDCs (System Development Charges)** – Charges levied on new construction to help pay for additional expenses created by growth, or to compensate for already existing capacity in key facilities and systems which support the new development.

**Sinking Fund Reserves** - A collection of restricted assets that will be used to meet future debt service requirements.

**Special Assessment** - A compulsory levy made by a local government against certain properties to defray part or all of the costs of a specific improvement or service which is presumed to be of general benefit to the public and of special benefit to such properties.

**Special Revenue Fund** - A fund properly authorized and used to finance activities from the receipts of specific taxes or other revenues.

**Supplemental Budget** - A budget process used to increase appropriation authority made in the Adopted Budget.

**Tax Levy** - Total amount of dollars raised in property taxes imposed by the City.

**Tax Rate** - The amount of property tax to be paid for each \$1,000 of a property's assessed value. The tax rate is determined by dividing the assessed value of a district by the total tax levy approved for the district. The result is an amount, in dollars and cents, to be levied against each \$1,000 of taxable property value. (See **Ballot Measures 5, 49, and 50**).

**Transfer** - Amounts distributed from one fund to finance activities in another fund. Shown as an expenditure in the originating fund and a revenue in the receiving fund.

**Transient Occupancy/Room Tax** - A tax placed on lodging facilities for the occupancy of a room.

**Trust Fund** - A fund used to account for fiscal activities of assets held in trust by a local government.

**Unappropriated Fund Balance** - An amount set aside in the budget to be used as a cash carryover to the next year's budget. It provides the local government with cash until tax money is received from the county treasurer in November. This amount cannot be transferred by resolution or used through a supplemental budget.

**User Charges** - The payment of a fee for direct receipt of a public service by the one that benefits from the service.



# GLOSSARY ACRONYMS

---

**AAMPO** – Albany Area Metropolitan Planning Organization  
**ACP** – Albany Community Pool  
**ACWA** – Association of Clean Water Agencies  
**ADA** – Albany Downtown Association  
**ADA** – Americans with Disabilities Act  
**ADC** – Albany Development Code  
**AFSCME** – American Federation of State, County, and Municipal Employees  
**AMBAC** – American Municipal Bonds Assurance Corporation  
**AMC** – Albany Municipal Code  
**AMEDC** – Albany Millersburg Economic Development Corporation  
**AM WRF** – Albany-Millersburg Water Reclamation Facility  
**APAK** – Albany Police & Kids  
**APWA** – American Public Works Association  
**APD** – Albany Police Department  
**ARA** – Albany Revitalization Agency  
**ARRA** – American Recovery and Reinvestment Act  
**ATS** – Albany Transit System  
**AV** – Assessed Value  
**AVA** – Albany Visitors Association  
**AYSO** – American Youth Soccer Organization  
**BCSWD** – Benton County Soil and Water District  
**BEST** – Building Exceptional Service Together  
**BLM** – Bureau of Land Management  
**BULB** – Bringing Up Learning & Behavior  
**CAFR** – Comprehensive Annual Financial Report  
**CAPER** – Consolidated Annual Performance Evaluation Report  
**CARA** – Central Albany Revitalization Area  
**CET** – Construction Excise Tax  
**CD** – Community Development  
**CDBG** – Community Development Block Grant  
**CIP** – Capital Improvement Program  
**CLG** – Certified Local Government  
**CMOM** – Capacity Management Operation Maintenance  
**COG** – Oregon Cascades West Council of Governments  
**COLA** – Cost of Living Adjustment  
**COPS** – Community Oriented Policing Services  
**COVID or COVID-19** – Coronavirus disease or coronavirus disease 2019  
**CPAS** – Children’s Performing Arts Series  
**CRS** – Community Rating System  
**CMMS** – Computerized Maintenance Management System  
**CYF** – Children, Youth, and Families  
**CZ** – Crown Zellerbach  
**DARE** – Drug Abuse Resistance Education  
**DEQ** – Department of Environmental Quality  
**DFM** – Deputy Fire Marshal

## GLOSSARY ACRONYMS

**DLCD** – Department of Land Conservation and Development  
**DMV** – Department of Motor Vehicles  
**DOJ** – Department of Justice  
**DUII** – Driving Under the Influence of Intoxicants  
**ELA** – Engineering, Legal, & Administrative Fees  
**EMMA** – Electronic Municipal Market Access  
**EMS** – Emergency Medical Services  
**EMT** – Emergency Medical Technician  
**EPA** – Environmental Protection Agency  
**EPSC** – Erosion Prevention Sediment Control  
**ERP** – Enterprise Resource Planning  
**ESD** – Educational Service District  
**ETLNA** – East Thornton Lake Natural Area  
**FAA** – Federal Aviation Administration  
**FEMA** – Federal Emergency Management Agency  
**FGP** – Foster Grandparent  
**FM** – Force Main  
**FMLA** – Family Medical Leave Act  
**FOG** – Fats, Oils, and Grease Program  
**FTA** – Federal Transit Administration  
**FTE** – Full-Time Equivalent position  
**FY** – Fiscal Year  
**GAAP** – Generally Accepted Accounting Principles  
**GAPS** – Greater Albany Public Schools  
**GASB** – Governmental Accounting Standards Board  
**GF** – General Fund  
**GFOA** – Government Finance Officers Association  
**GIS** – Geographic Information System  
**GO** – General Obligation  
**HBRR** – Highway Bridge Replacement & Rehabilitation  
**HPF** – Historic Preservation Fund  
**HUD** – Housing and Urban Development  
**HMEP** – Hazardous Materials Emergency Preparedness  
**IAC** – Information Access Corporation  
**IAF** – Improvement Assurance Fee  
**IAFF** – International Association of Fire Fighters  
**ICMA** – International City Managers Association  
**IGA** – Intergovernmental Agreement  
**ILFF** – In Lieu of Franchise Fees  
**ILS** – Integrated Library System  
**IOF** – Immediate Opportunity Fund  
**IP** – International Paper  
**IT** – Information Technology  
**ITB** – Invitation to Bid  
**IPM** – Integrated Pest Management  
**JWP** – Joint Water Project  
**LBCC** – Linn-Benton Community College  
**LBL** – Linn, Benton, and Lincoln Counties  
**LCDC** – Land Conservation & Development Commission

## GLOSSARY ACRONYMS

**LEML** – Law Enforcement Medical Liability Assessment  
**LID** – Local Improvement District  
**LINE** – Linn County Interagency Narcotics Enforcement  
**LS** – Lift Station  
**LT2 Rule**– Long Term 2 Enhanced Surface Water Treatment Rule  
**LTD** – Limited  
**MPO** – Metropolitan Planning Organization  
**NBI** – National Bridge Inventory  
**NDCIU** – Non-Discharging Categorical Industrial User  
**NFIP** – National Floodplain Insurance Program  
**NPDES** – National Pollution Discharge Elimination System  
**NWAAF** – Northwest Art & Air Festival  
**OAR** – Oregon Administrative Rules  
**OCF** – Oregon Community Foundation  
**ODOT** – Oregon Department of Transportation  
**OECD** – Oregon Economic & Community Development  
**OEDD** – Oregon Economic Development Department  
**OEM** – Oregon Emergency Management  
**OHSU** – Oregon Health Sciences University  
**OLCC** – Oregon Liquor Control Commission  
**O&M** – Operation & Maintenance  
**ORS** – Oregon Revised Statutes  
**OS** – Operating System  
**OS** – Oregon State  
**OSFM** – Oregon State Fire Marshal  
**OTIA** – Oregon Transportation Investment Act  
**OWEB** – Oregon Water Enhancement Board  
**P&R** – Parks & Recreation  
**PERS** – Public Employees Retirement System  
**PAFR** – Popular Annual Financial Report  
**PE** – Professional Engineer  
**PNCWA** – Pacific Northwest Clean Water Association  
**PW** – Public Works  
**REA** – Railway Express Agency  
**RFD** – Rural Fire District  
**RFI** – Riverfront Interceptor  
**RFP** – Request for Proposal  
**RFQ** – Request for Quotes  
**RMTC** – Regional Multimodal Transportation Center  
**RMV** – Real Market Value  
**ROW** – Right of Way  
**RRP** – Rental Rehabilitation Program  
**RSVP** – Retired Senior Volunteer Program  
**SAFER** – Staffing for Adequate Fire and Emergency Response  
**SCADA** – Supervisory Control & Data Acquisition  
**SCBA** – Self-Contained Breathing Apparatus  
**SCF** – Sewer Connection Fees  
**SDCi** – System Development Charge-Improvement  
**SCDr** – System Development Charge-Reimbursement

## GLOSSARY ACRONYMS

**SDCs** – System Development Charges  
**SHPO** – State Historic Preservation Office  
**SI** – Site Improvement  
**SIU** – Significant Industrial User  
**SOP** – Standard Operating Procedure  
**SPWRF** – Special Public Works Revolving Fund  
**SRF** – State Revolving Fund  
**STEAM** – Science, Technology, Engineering, Art, and Math  
**STF** – Special Transportation Fund  
**STP** – Surface Transportation Program  
**TCV** – True Cash Value  
**TDY** – Teledyne Industries  
**TE** – Transportation Enhancement  
**TEA** – Transportation Equity Act  
**TGM** – Transportation and Growth Management  
**TIC** – True Interest Costs  
**TLT** – Transient Lodging Tax  
**TMDL** – Total Maximum Daily Load  
**TRT** – Transient Room Tax  
**TSDC** – Transportation System Development Charge  
**TWG** – Talking Water Gardens  
**UCR** – Uniform Crime Reporting  
**UGM** – Urban Growth Management  
**USAR** – Urban Search and Rescue  
**UZA** – Urbanized Area  
**WL** – Wetlands  
**WRF** – Water Reclamation Facility  
**WTP** – Water Treatment Plant  
**WWTP** – Wastewater Treatment Plant  
**YMCA** – Young Men’s Christian Association